

ALAMOGORDO PUBLIC SCHOOLS
BOARD OF EDUCATION

FINAL APPROVAL
of the
2016-17 OPERATING BUDGET

JUNE 15, 2016

2016-2017 Budget Document Checklist ALAMOGORDO PUBLIC SCHOOLS

The School District Operating Budget is submitted through the Operating Budget Management System (OBMS). The budget documents below must be submitted electronically through e-mail except for the *PED901B-10 Approval of Operating Budget* which requires 2 original signature pages and must be mailed or hand-delivered to your assigned budget analyst.

- 2016-2017 Public School Operating Budget:** Must be submitted through OBMS.
- 2015-2016 Estimated SEG:** Must be submitted electronically through e-mail.
- 2016-2017 PED 910B-5:** Provided by your Budget Analyst.
- 2016-2017 PED 910B-7 *Proposed Operational Cash Balance Worksheet*:** Must be submitted electronically through e-mail.
- 2016-2017 Proposed Bonded Indebtedness Retirement Schedule:** ONLY submit proposed issues acquired from your Bond Advisor. E-mailed in pdf format.
- 2016-2017 PED 901B-10 *Approval of Operating Budget*: 2 Originals Including Signatures are Required!** Must be hand-delivered or mailed NO later than June 20th.
- 2016-2017 Worksheet IV & V:** Must be submitted electronically through e-mail.
- 2016-2017 925B 1-4 *Estimated Average Salary Increases*:** Must be submitted electronically through e-mail.
- 2016-2017 School Calendar:** Must be submitted electronically through e-mail.
- 2016-2017 School Calendar Check:** Must be submitted electronically through e-mail.
- 2016-2017 Local Board Policies** (Include school year) E-mailed
- 2016-2017 Salary Schedules:** Include teachers and ALL other School Board approved salary schedules. E-mailed
Please indicate the following on the Teacher Salary Schedules:
 - Additional increments paid
 - Out-of-district experience allowed
 - Status of collective bargaining
 - Prior year salary schedule, if collective bargaining is not complete
- 2016-2017 Article 10A & Article 8 Certification** (scan and email with budget documents)

PLEASE DO NOT COMBINE THE 2016-2017

- SALARY SCHEDULES
- GOVERNING BOARD POLICIES

State of New Mexico
Public School Operating Budget
Budget Summary Report

Budget Name: Alamogordo 2016-2017				
Fund		Total Revenues	Total Expenditures	Difference
11000	Fund 11000: Operational Total	43,501,519	43,501,519	00
13000	Fund 13000: Pupil Transportation Total	1,612,489	1,612,489	00
14000	Fund 14000: Total Instructional Materials Sub-Fund Total	607,137	607,137	00
10000	Fund 10000: General Funds Total	45,721,145	45,721,145	00
21000	Fund 21000: Food Services Total	2,299,413	2,299,413	00
22000	Fund 22000: Athletics Total	134,382	134,382	00
24101	Fund 24101: Title I - IASA Total	1,509,614	1,509,614	00
24106	Fund 24106: Entitlement IDEA-B Total	1,208,014	1,208,014	00
24109	Fund 24109: Preschool IDEA-B Total	70,406	70,406	00
24112	Fund 24112: IDEA - Early Intervention Services Total	160,000	160,000	00
24113	Fund 24113: Education of Homeless Total	11,664	11,664	00
24115	Fund 24115: IDEA - Private Schools Share Total	14,340	14,340	00
24132	Fund 24132: IDEA-B Results Plan Total	60,000	60,000	00
24154	Fund 24154: Teacher/Principal Training & Recruiting Total	270,230	270,230	00
24162	Fund 24162: Title I School Improvement Total	70,000	70,000	00
24174	Fund 24174: Carl D Perkins Secondary - Current Total	161,194	161,194	00
24186	Fund 24186: USHHS/CDC School Health Total	862	862	00
24000	Fund 24000: Federal Flow-through Grants Total	3,536,324	3,536,324	00
25145	Fund 25145: Impact Aid Special Education Total	293,723	293,723	00
25153	Fund 25153: Title XIX MEDICAID 3/21 Years Total	457,416	457,416	00
25179	Fund 25179: ALAMO DOD Total	65,759	65,759	00
25254	Fund 25254: DOD Education Activity Total	502,947	502,947	00
25000	Fund 25000: Federal Direct Grants Total	1,319,845	1,319,845	00
27107	Fund 27107: 2012 GOBOND Student Library SB-66 Total	34,212	34,212	00
27166	Fund 27166: Kindergarten-Three Plus Total	118,315	118,315	00
27000	Fund 27000: State Flow-through Grants Total	152,527	152,527	00
28190	Fund 28190: GRADS - Instruction Total	1,759	1,759	00
28000	Fund 28000: State Direct Grants Total	1,759	1,759	00
29102	Fund 29102: Private Dir Grants (Categorical) Total	2,567	2,567	00
29000	Fund 29000: Combined State/Local Grants Total	2,567	2,567	00
20000	Fund 20000: Special Revenue Funds Total	7,446,817	7,446,817	00
31100	Fund 31100: Bond Building Total	8,428,608	8,428,608	00
31700	Fund 31700: Capital Improvements SB-9 Total	00	00	00
31701	Fund 31701: Capital Improvements SB-9 Local Total	1,780,749	1,780,749	00
31900	Fund 31900: Ed. Technology Equipment Act Total	278,654	278,654	00
30000	Fund 30000: Capital Project Funds Total	10,488,011	10,488,011	00
41000	Fund 41000: Debt Services Total	7,242,425	7,242,425	00
43000	Fund 43000: Total Ed. Tech. Debt Services Sub-Fund Total	722,579	722,579	00
40000	Fund 40000: Debt Service Funds Total	7,965,004	7,965,004	00

State of New Mexico
Public School Operating Budget
Revenue

Alamogordo 2016-2017					
Budget	Name:				
Fund	Function	Object	Description	Estimated Amt	Projected Amt
11000			Operational		
11000	0000	11000	Cash Assets		
11000	0000	11111	Unrestricted Cash	5,907,893	3,463,495
11000	0000	11112	Restricted Cash	52,722	52,722
11000	0000	11000	Total: Cash Assets	5,960,615	3,516,217
11000	0000	41000	Revenue From Local Sources		
11000	0000	41110	Ad Valorem Taxes – School District	222,600	289,346
11000	0000	41701	Fees – Activities	107,299	0
11000	0000	41705	Fees – Users	479	0
11000	0000	41910	Rental Income	1,546	2,000
11000	0000	41953	Insurance Recoveries	600	0
11000	0000	41980	Refund of Prior Year's Expenditures	1,208	0
11000	0000	41000	Total: Revenue From Local Sources	333,732	291,346
11000	0000	43000	Revenue From State Sources		
11000	0000	43101	State Equalization Guarantee	38,665,977	38,692,666
11000	0000	43208	PED Tuition for Students Attending out of State	21,347	21,347
11000	0000	43212	Indirect Costs (State Flow-through Grants)	1,126	400
11000	0000	43216	Fees - Governmental Agencies	40,129	56,794
11000	0000	43000	Total: Revenue From State Sources	38,728,579	38,771,207
11000	0000	44000	Revenue From Federal Sources		
11000	0000	44103	Impact Aid, Public Law 103-382	759,770	759,770
11000	0000	44107	Indirect Costs (Federal Direct Grants)	21,961	22,000
11000	0000	44204	Forest Reserve	202,406	0
11000	0000	44205	Indirect Costs (Federal Flow-through Grants)	91,531	65,979
11000	0000	44000	Total: Revenue From Federal Sources	1,075,668	847,749
11000	0000	45000	Other Financing Sources		
11000	0000	45304	Sale of Personal Property (<\$25,000) or Equipment (<\$5,000)	11,584	0
11000	0000	45000	Total: Other Financing Sources	11,584	0
11000	0000	46000	Other Items		
11000	0000	46100	Access Board (e-Rate)	119,965	75,000
11000	0000	46000	Total: Other Items	119,965	75,000
11000			Total: Operational	46,230,143	43,501,519
13000			Pupil Transportation		
13000	0000	43000	Revenue From State Sources		
13000	0000	43206	Transportation Distribution	1,643,052	1,612,489
13000	0000	43000	Total: Revenue From State Sources	1,643,052	1,612,489
13000			Total: Pupil Transportation	1,643,052	1,612,489
14000			Total Instructional Materials Sub-Fund		
14000	0000	11000	Cash Assets		
14000	0000	11112	Restricted Cash	614,364	289,341
14000	0000	11000	Total: Cash Assets	614,364	289,341
14000	0000	41000	Revenue From Local Sources		
14000	0000	41980	Refund of Prior Year's Expenditures	3,959	0
14000	0000	41000	Total: Revenue From Local Sources	3,959	0
14000	0000	43000	Revenue From State Sources		
14000	0000	43207	Instructional Materials 50% Core/Basal Allocation	205,844	158,898
14000	0000	43211	Instructional Materials 50% Supplementary Allocation	205,842	158,898
14000	0000	43000	Total: Revenue From State Sources	411,686	317,796
14000			Total: Total Instructional Materials Sub-Fund	1,030,009	607,137
21000			Food Services		
21000	0000	11000	Cash Assets		
21000	0000	11111	Unrestricted Cash	201,837	0
21000	0000	11000	Total: Cash Assets	201,837	0
21000	0000	41000	Revenue From Local Sources		
21000	0000	41500	Investment Income	147	100
21000	0000	41603	Fees – Adults/Food Services	16,826	15,000
21000	0000	41604	Fees – Students/Food Services	319,843	260,042
21000	0000	41605	Fees – Other/Food Services	162,432	203,000
21000	0000	41000	Total: Revenue From Local Sources	499,248	478,142

State of New Mexico
Public School Operating Budget
Revenue

Alamogordo 2016-2017					
Budget	Name:				
Fund	Function	Object	Description	Estimated Amt	Projected Amt
21000	0000	44000	Revenue From Federal Sources		
21000	0000	44500	Restricted Grants – Federal Flow-through	1,832,130	1,821,271
21000	0000	44000	Total: Revenue From Federal Sources	1,832,130	1,821,271
21000			Total: Food Services	2,533,215	2,299,413
22000			Athletics		
22000	0000	11000	Cash Assets		
22000	0000	11111	Unrestricted Cash	49,074	19,352
22000	0000	11000	Total: Cash Assets	49,074	19,352
22000	0000	41000	Revenue From Local Sources		
22000	0000	41500	Investment Income	30	30
22000	0000	41705	Fees – Users	139,000	115,000
22000	0000	41000	Total: Revenue From Local Sources	139,030	115,030
22000			Total: Athletics	188,104	134,382
24000			Federal Flow-through Grants		
24101			Title I - IASA		
24101	0000	44000	Revenue From Federal Sources		
24101	0000	44500	Restricted Grants – Federal Flow-through	0	1,509,614
24101	0000	44000	Total: Revenue From Federal Sources	0	1,509,614
24101			Total: Title I - IASA	0	1,509,614
24106			Entitlement IDEA-B		
24106	0000	44000	Revenue From Federal Sources		
24106	0000	44500	Restricted Grants – Federal Flow-through	0	1,208,014
24106	0000	44000	Total: Revenue From Federal Sources	0	1,208,014
24106			Total: Entitlement IDEA-B	0	1,208,014
24109			Preschool IDEA-B		
24109	0000	44000	Revenue From Federal Sources		
24109	0000	44500	Restricted Grants – Federal Flow-through	0	70,406
24109	0000	44000	Total: Revenue From Federal Sources	0	70,406
24109			Total: Preschool IDEA-B	0	70,406
24112			IDEA – Early Intervention Services		
24112	0000	44000	Revenue From Federal Sources		
24112	0000	44500	Restricted Grants – Federal Flow-through	0	160,000
24112	0000	44000	Total: Revenue From Federal Sources	0	160,000
24112			Total: IDEA – Early Intervention Services	0	160,000
24113			Education of Homeless		
24113	0000	44000	Revenue From Federal Sources		
24113	0000	44500	Restricted Grants – Federal Flow-through	0	11,664
24113	0000	44000	Total: Revenue From Federal Sources	0	11,664
24113			Total: Education of Homeless	0	11,664
24115			IDEA – Private Schools Share		
24115	0000	44000	Revenue From Federal Sources		
24115	0000	44500	Restricted Grants – Federal Flow-through	0	14,340
24115	0000	44000	Total: Revenue From Federal Sources	0	14,340
24115			Total: IDEA – Private Schools Share	0	14,340
24132			IDEA-B Results Plan		
24132	0000	44000	Revenue From Federal Sources		
24132	0000	44500	Restricted Grants – Federal Flow-through	0	60,000
24132	0000	44000	Total: Revenue From Federal Sources	0	60,000
24132			Total: IDEA-B Results Plan	0	60,000
24154			Teacher/Principal Training & Recruiting		
24154	0000	44000	Revenue From Federal Sources		
24154	0000	44500	Restricted Grants – Federal Flow-through	0	270,230
24154	0000	44000	Total: Revenue From Federal Sources	0	270,230
24154			Total: Teacher/Principal Training & Recruiting	0	270,230
24162			Title I School Improvement		
24162	0000	44000	Revenue From Federal Sources		
24162	0000	44500	Restricted Grants – Federal Flow-through	0	70,000
24162	0000	44000	Total: Revenue From Federal Sources	0	70,000
24162			Total: Title I School Improvement	0	70,000
24174			Carl D Perkins Secondary - Current		

State of New Mexico
Public School Operating Budget
Revenue

Alamogordo 2016-2017						
Budget	Name:					
Fund	Function	Object	Description	Estimated Amt	Projected Amt	
24174	0000	44000	Revenue From Federal Sources			
24174	0000	44500	Restricted Grants – Federal Flow-through	0	161,194	
24174	0000	44000	Total: Revenue From Federal Sources	0	161,194	
24174			Total: Carl D Perkins Secondary - Current	0	161,194	
24186			USHHS/CDC School Health			
24186	0000	44000	Revenue From Federal Sources			
24186	0000	44500	Restricted Grants – Federal Flow-through	0	862	
24186	0000	44000	Total: Revenue From Federal Sources	0	862	
24186			Total: USHHS/CDC School Health	0	862	
24000			Total: Federal Flow-through Grants	0	3,536,324	
25000			Federal Direct Grants			
25145			Impact Aid Special Education			
25145	0000	11000	Cash Assets			
25145	0000	11112	Restricted Cash	278,536	193,723	
25145	0000	11000	Total: Cash Assets	278,536	193,723	
25145	0000	44000	Revenue From Federal Sources			
25145	0000	44301	Other Restricted Grants – Federal Direct	115,648	100,000	
25145	0000	44000	Total: Revenue From Federal Sources	115,648	100,000	
25145			Total: Impact Aid Special Education	394,184	293,723	
25153			Title XIX MEDICAID 3/21 Years			
25153	0000	11000	Cash Assets			
25153	0000	11112	Restricted Cash	124,569	57,416	
25153	0000	11000	Total: Cash Assets	124,569	57,416	
25153	0000	44000	Revenue From Federal Sources			
25153	0000	44301	Other Restricted Grants – Federal Direct	406,105	400,000	
25153	0000	44000	Total: Revenue From Federal Sources	406,105	400,000	
25153			Total: Title XIX MEDICAID 3/21 Years	530,674	457,416	
25179			ALAMO DOD			
25179	0000	11000	Cash Assets			
25179	0000	11112	Restricted Cash	79,088	65,759	
25179	0000	11000	Total: Cash Assets	79,088	65,759	
25179			Total: ALAMO DOD	79,088	65,759	
25254			DOD Education Activity			
25254	0000	44000	Revenue From Federal Sources			
25254	0000	44301	Other Restricted Grants – Federal Direct	0	502,947	
25254	0000	44000	Total: Revenue From Federal Sources	0	502,947	
25254			Total: DOD Education Activity	0	502,947	
25000			Total: Federal Direct Grants	1,003,946	1,319,845	
27000			State Flow-through Grants			
27107			2012 GOBond Student Library SB-66			
27107	0000	43000	Revenue From State Sources			
27107	0000	43202	State Flow-through Grants	60,785	0	
27107	0000	43204	Prior Year Balances	2,144	34,212	
27107	0000	43000	Total: Revenue From State Sources	62,929	34,212	
27107			Total: 2012 GOBond Student Library SB-66	62,929	34,212	
27166			Kindergarten-Three Plus			
27166	0000	43000	Revenue From State Sources			
27166	0000	43202	State Flow-through Grants	0	118,315	
27166	0000	43000	Total: Revenue From State Sources	0	118,315	
27166			Total: Kindergarten-Three Plus	0	118,315	
27000			Total: State Flow-through Grants	62,929	152,527	
28000			State Direct Grants			
28190			GRADS - Instruction			
28190	0000	11000	Cash Assets			
28190	0000	11112	Restricted Cash	2,063	1,759	
28190	0000	11000	Total: Cash Assets	2,063	1,759	
28190	0000	43000	Revenue From State Sources			
28190	0000	43203	State Direct Grants	11,000	0	
28190	0000	43000	Total: Revenue From State Sources	11,000	0	
28190			Total: GRADS - Instruction	13,063	1,759	

State of New Mexico
Public School Operating Budget
Revenue

Budget				Name: Alamogordo 2016-2017	
Fund	Function	Object	Description	Estimated Amt	Projected Amt
28000			Total: State Direct Grants	13,063	1,759
29000			Combined State/Local Grants		
29102			Private Dir Grants (Categorical)		
29102	0000	11000	Cash Assets		
29102	0000	11112	Restricted Cash	2,567	2,567
29102	0000	11000	Total: Cash Assets	2,567	2,567
29102			Total: Private Dir Grants (Categorical)	2,567	2,567
29000			Total: Combined State/Local Grants	2,567	2,567
31100			Bond Building		
31100	0000	11000	Cash Assets		
31100	0000	11111	Unrestricted Cash	7,969,101	8,428,608
31100	0000	11000	Total: Cash Assets	7,969,101	8,428,608
31100	0000	41000	Revenue From Local Sources		
31100	0000	41500	Investment Income	3,500	0
31100	0000	41980	Refund of Prior Year's Expenditures	4,050	0
31100	0000	41000	Total: Revenue From Local Sources	7,550	0
31100	0000	43000	Revenue From State Sources		
31100	0000	43214	Inter-Governmental Contract Revenue/REC	5,000,000	0
31100	0000	43000	Total: Revenue From State Sources	5,000,000	0
31100			Total: Bond Building	12,976,651	8,428,608
31700			Capital Improvements SB-9		
31700	0000	11000	Cash Assets		
31700	0000	11111	Unrestricted Cash	2,234,221	0
31700	0000	11000	Total: Cash Assets	2,234,221	0
31700	0000	41000	Revenue From Local Sources		
31700	0000	41110	Ad Valorem Taxes – School District	1,418,872	0
31700	0000	41500	Investment Income	650	0
31700	0000	41000	Total: Revenue From Local Sources	1,419,522	0
31700	0000	43000	Revenue From State Sources		
31700	0000	43202	State Flow-through Grants	129,252	0
31700	0000	43000	Total: Revenue From State Sources	129,252	0
31700			Total: Capital Improvements SB-9	3,782,995	0
31701			Capital Improvements SB-9 Local		
31701	0000	11000	Cash Assets		
31701	0000	11111	Unrestricted Cash	0	316,533
31701	0000	11000	Total: Cash Assets	0	316,533
31701	0000	41000	Revenue From Local Sources		
31701	0000	41110	Ad Valorem Taxes – School District	0	1,464,216
31701	0000	41000	Total: Revenue From Local Sources	0	1,464,216
31701			Total: Capital Improvements SB-9 Local	0	1,780,749
31900			Ed. Technology Equipment Act		
31900	0000	11000	Cash Assets		
31900	0000	11111	Unrestricted Cash	1,030,190	278,654
31900	0000	11000	Total: Cash Assets	1,030,190	278,654
31900	0000	41000	Revenue From Local Sources		
31900	0000	41500	Investment Income	471	0
31900	0000	41000	Total: Revenue From Local Sources	471	0
31900			Total: Ed. Technology Equipment Act	1,030,661	278,654
41000			Debt Services		
41000	0000	11000	Cash Assets		
41000	0000	11112	Restricted Cash	3,958,931	3,045,355
41000	0000	11000	Total: Cash Assets	3,958,931	3,045,355
41000	0000	41000	Revenue From Local Sources		
41000	0000	41110	Ad Valorem Taxes – School District	3,376,554	4,197,070
41000	0000	41500	Investment Income	700	0
41000	0000	41000	Total: Revenue From Local Sources	3,377,254	4,197,070
41000			Total: Debt Services	7,336,185	7,242,425
43000			Total Ed. Tech. Debt Services Sub-Fund		
43000	0000	11000	Cash Assets		
43000	0000	11112	Restricted Cash	358,117	329,347

State of New Mexico
Public School Operating Budget
Revenue

Alamogordo 2016-2017					
Budget	Name:				
Fund	Function	Object	Description	Estimated Amt	Projected Amt
43000	0000	11000	Total: Cash Assets	358,117	329,347
43000	0000	41000	Revenue From Local Sources		
43000	0000	41110	Ad Valorem Taxes – School District	277,553	393,232
43000	0000	41500	Investment Income	90	0
43000	0000	41000	Total: Revenue From Local Sources	277,643	393,232
43000			Total: Total Ed. Tech. Debt Services Sub-Fund	635,760	722,579
			Total: Revenue	78,469,280	71,620,977

State of New Mexico
Public School Operating Budget
Expenditure Detail with Job Class

Budget Name: Alamogordo 2016-2017

FD	FN	OBJ	JOB Description	Estimated Amt	Estimated FTE	Projected Amt	Projected FTE
			Expenditure				
			Operational				
11000			Instruction				
11000	1000						
11000	1000	51100	1411 Salaries Expense: Teachers-Grades 1-12	11,109,854	251.14	11,254,698	251.14
11000	1000	51100	1412 Salaries Expense: Teachers- Special Education	2,598,203	59.84	2,565,030	57.84
11000	1000	51100	1413 Salaries Expense: Teachers-Early Childhood Ed	1,181,802	27.50	1,187,802	27.50
11000	1000	51100	1415 Salaries Expense: Teachers-Vocational and Technical	382,969	8.36	394,887	8.36
11000	1000	51100	1416 Salaries Expense: Teachers-Other Instruction	586,435	12.18	433,153	9.18
11000	1000	51100	1422 Salaries Expense: Teachers Special Education - Gifted	343,083	7.55	299,030	6.55
11000	1000	51100	1610 Salaries Expense: Substitutes Professional Development	37,534	0.00	45,000	0.00
11000	1000	51100	1611 Salaries Expense: Substitutes-Sick Leave	146,722	0.00	155,000	0.00
11000	1000	51100	1612 Salaries Expense: Substitutes-Other Leave	428,057	0.00	465,000	0.00
11000	1000	51100	1613 Salaries Expense: Separation Pay	5,000	0.00	52,000	0.00
11000	1000	51100	1618 Salaries Expense: Athletics Salaries	46,051	1.00	46,351	1.00
11000	1000	51100	1621 Salaries Expense: Summer School/After School	12,000	0.30	12,000	0.30
11000	1000	51100	1622 Salaries Expense: Bus Drivers	39,803	2.00	39,803	2.00
11000	1000	51100	1711 Salaries Expense: Instructional Assistants-Grades 1-12	225,048	13.75	196,636	11.75
11000	1000	51100	1712 Salaries Expense: Instructional Assistants-Special Education	539,243	35.00	525,036	34.00
11000	1000	51100	1713 Salaries Expense: Instructional Assistants-Early Childhood Education	359,999	22.00	346,715	21.00
11000	1000	51200	1622 Overtime Expense: Bus Drivers	4,981	0.00	6,000	0.00
11000	1000	51200	1711 Overtime Expense: Instructional Assistants-Grades 1-12	1,270	0.00	2,900	0.00
11000	1000	51200	1712 Overtime Expense: Instructional Assistants-Special Education	1,498	0.00	2,500	0.00
11000	1000	51200	1713 Overtime Expense: Instructional Assistants-Early Childhood Education	671	0.00	1,000	0.00
11000	1000	51300	1411 Additional Compensation: Teachers-Grades 1-12	144,862	0.00	33,308	0.00
11000	1000	51300	1412 Additional Compensation: Teachers- Special Education	24,813	0.00	2,063	0.00
11000	1000	51300	1413 Additional Compensation: Teachers-Early Childhood Ed	11,500	0.00	0	0.00
11000	1000	51300	1415 Additional Compensation: Teachers-Vocational and Technical	14,675	0.00	12,875	0.00
11000	1000	51300	1416 Additional Compensation: Teachers-Other Instruction	17,801	0.00	3,360	0.00
11000	1000	51300	1422 Additional Compensation: Teachers Special Education - Gifted	2,800	0.00	0	0.00
11000	1000	51300	1618 Additional Compensation: Athletics Salaries	263,447	0.00	265,400	0.00
11000	1000	51300	1621 Additional Compensation: Summer School/After School	17,194	0.00	10,094	0.00
11000	1000	51300	1622 Additional Compensation: Bus Drivers	28,539	0.00	28,227	0.00
11000	1000	51300	1624 Additional Compensation: Activities Salary	62,803	0.00	63,508	0.00
11000	1000	51300	1711 Additional Compensation: Instructional Assistants-Grades 1-12	9,200	0.00	0	0.00
11000	1000	51300	1712 Additional Compensation: Instructional Assistants-Special Education	20,800	0.00	0	0.00
11000	1000	51300	1713 Additional Compensation: Instructional Assistants-Early Childhood Education	8,800	0.00	0	0.00
11000	1000	52111	0000 Educational Retirement	2,396,558	0.00	2,476,963	0.00
11000	1000	52112	0000 ERA - Retiree Health	344,939	0.00	356,380	0.00
11000	1000	52210	0000 FICA Payments	1,048,184	0.00	1,146,098	0.00
11000	1000	52220	0000 Medicare Payments	245,140	0.00	268,050	0.00
11000	1000	52311	0000 Health and Medical Premiums	1,591,330	0.00	1,762,611	0.00
11000	1000	52312	0000 Life	11,940	0.00	13,949	0.00
11000	1000	52313	0000 Dental	114,990	0.00	134,773	0.00
11000	1000	52314	0000 Vision	22,474	0.00	28,023	0.00
11000	1000	52315	0000 Disability	10,706	0.00	13,238	0.00
11000	1000	52500	0000 Unemployment Compensation	27,070	0.00	26,800	0.00
11000	1000	52710	0000 Workers Compensation Premium	310,279	0.00	361,424	0.00
11000	1000	52720	0000 Workers Compensation Employer's Fee	4,576	0.00	6,000	0.00
11000	1000	53330	0000 Professional Development	15,347	0.00	6,430	0.00
11000	1000	53711	0000 Other Charges	88,091	0.00	86,990	0.00
11000	1000	53762	0000 Tuition To Other School Districts Outside the State	21,347	0.00	21,347	0.00
11000	1000	54311	0000 Maintenance & Repair - Furniture/Fixtures/Equipment	5,035	0.00	8,290	0.00
11000	1000	54610	0000 Rental - Land and Buildings	200	0.00	100	0.00
11000	1000	54620	0000 Rental - Equipment and Vehicles	1,130	0.00	1,300	0.00
11000	1000	55813	0000 Employee Travel - Non-Teachers	4,951	0.00	4,000	0.00
11000	1000	55817	0000 Student Travel	94,254	0.00	102,155	0.00
11000	1000	55819	0000 Employee Travel - Teachers	4,120	0.00	5,850	0.00
11000	1000	56112	0000 Other Textbooks	24,354	0.00	46,828	0.00

State of New Mexico
Public School Operating Budget
Expenditure Detail with Job Class

Budget Name: Alamogordo 2016-2017

FD	FN	OBJ	JOB	Description	Estimated Amt	Estimated FTE	Projected Amt	Projected FTE
11000	1000	56113	0000	Software	94,774	0.00	95,700	0.00
11000	1000	56118	0000	General Supplies and Materials	213,264	0.00	248,803	0.00
11000	1000	57332	0000	Supply Assets (\$5,000 or less)	30,660	0.00	22,320	0.00
11000	1000			Total: Instruction	25,403,170	440.62	25,693,798	430.62
11000	2000			Support Services				
11000	2100			Support Services-Students				
11000	2100	51100	1211	Salaries Expense: Coordinator/Subject Matter Specialist	56,057	1.00	56,057	1.00
11000	2100	51100	1214	Salaries Expense: Guidance Counselors/Social Workers	640,409	12.18	640,409	12.18
11000	2100	51100	1215	Salaries Expense: Registered Nurses	555,379	12.05	541,745	12.05
11000	2100	51100	1216	Salaries Expense: Health Assistants	103,608	7.00	103,608	7.00
11000	2100	51100	1217	Salaries Expense: Secretarial/Clerical/Technical Assistants	144,147	6.50	152,548	6.50
11000	2100	51100	1218	Salaries Expense: School/Student Support	101,510	3.00	81,768	2.00
11000	2100	51100	1311	Salaries Expense: Diagnosticians	108,916	2.20	108,916	2.20
11000	2100	51100	1312	Salaries Expense: Speech Therapists	311,592	5.67	354,337	6.67
11000	2100	51100	1313	Salaries Expense: Occupational Therapists	48,228	1.00	48,228	1.00
11000	2100	51100	1315	Salaries Expense: Psychologists/Counselors	152,096	2.20	152,096	2.20
11000	2100	51100	1316	Salaries Expense: Audiologists	6,854	0.10	6,854	0.10
11000	2100	51100	1318	Salaries Expense: Specialists	155,332	3.08	155,332	3.08
11000	2100	51100	1319	Salaries Expense: Special Ed Assistants (Non-Instructional)	77,784	2.00	77,784	2.00
11000	2100	51100	1610	Salaries Expense: Substitutes Professional Development	605	0.00	1,000	0.00
11000	2100	51100	1611	Salaries Expense: Substitutes-Sick Leave	5,473	0.00	7,000	0.00
11000	2100	51100	1612	Salaries Expense: Substitutes-Other Leave	3,025	0.00	4,000	0.00
11000	2100	51100	1613	Salaries Expense: Separation Pay	0	0.00	6,870	0.00
11000	2100	51200	1216	Overtime Expense: Health Assistants	521	0.00	800	0.00
11000	2100	51200	1217	Overtime Expense: Secretarial/Clerical/Technical Assistants	1,432	0.00	1,600	0.00
11000	2100	51200	1218	Overtime Expense: School/Student Support	108	0.00	200	0.00
11000	2100	51200	1319	Overtime Expense: Special Ed Assistants (Non-Instructional)	1,436	0.00	1,600	0.00
11000	2100	51300	1211	Additional Compensation: Coordinator/Subject Matter Specialist	13,055	0.00	11,855	0.00
11000	2100	51300	1214	Additional Compensation: Guidance Counselors/Social Workers	6,696	0.00	1,796	0.00
11000	2100	51300	1215	Additional Compensation: Registered Nurses	5,200	0.00	0	0.00
11000	2100	51300	1216	Additional Compensation: Health Assistants	2,400	0.00	0	0.00
11000	2100	51300	1217	Additional Compensation: Secretarial/Clerical/Technical Assistants	3,200	0.00	0	0.00
11000	2100	51300	1218	Additional Compensation: School/Student Support	1,200	0.00	0	0.00
11000	2100	51300	1311	Additional Compensation: Diagnosticians	1,200	0.00	0	0.00
11000	2100	51300	1312	Additional Compensation: Speech Therapists	2,400	0.00	0	0.00
11000	2100	51300	1313	Additional Compensation: Occupational Therapists	400	0.00	0	0.00
11000	2100	51300	1315	Additional Compensation: Psychologists/Counselors	800	0.00	0	0.00
11000	2100	51300	1318	Additional Compensation: Specialists	2,000	0.00	0	0.00
11000	2100	51300	1319	Additional Compensation: Special Ed Assistants (Non-Instructional)	800	0.00	0	0.00
11000	2100	52111	0000	Educational Retirement	333,120	0.00	359,734	0.00
11000	2100	52112	0000	ERA - Retiree Health	47,932	0.00	51,764	0.00
11000	2100	52210	0000	FICA Payments	141,621	0.00	161,211	0.00
11000	2100	52220	0000	Medicare Payments	33,122	0.00	37,709	0.00
11000	2100	52311	0000	Health and Medical Premiums	219,788	0.00	269,120	0.00
11000	2100	52312	0000	Life	1,576	0.00	1,840	0.00
11000	2100	52313	0000	Dental	20,097	0.00	22,006	0.00
11000	2100	52314	0000	Vision	3,377	0.00	4,000	0.00
11000	2100	52315	0000	Disability	1,778	0.00	2,082	0.00
11000	2100	52710	0000	Workers Compensation Premium	40,963	0.00	47,715	0.00
11000	2100	52720	0000	Workers Compensation Employer's Fee	521	0.00	556	0.00
11000	2100	53211	0000	Diagnosticians - Contracted	1,439	0.00	15,000	0.00
11000	2100	53212	0000	Speech Therapists - Contracted	643,987	0.00	566,342	0.00
11000	2100	53214	0000	Therapists - Contracted	100,053	0.00	161,300	0.00
11000	2100	53215	0000	Psychologists/Counselors - Contracted	19,030	0.00	18,000	0.00
11000	2100	53330	0000	Professional Development	3,110	0.00	2,000	0.00
11000	2100	53711	0000	Other Charges	11,993	0.00	7,497	0.00
11000	2100	54311	0000	Maintenance & Repair - Furniture/Fixtures/Equipment	0	0.00	200	0.00
11000	2100	55813	0000	Employee Travel - Non-Teachers	7,422	0.00	8,500	0.00

State of New Mexico
Public School Operating Budget
Expenditure Detail with Job Class

Budget Name: Alamogordo 2016-2017					Estimated Amt	Estimated FTE	Projected Amt	Projected FTE
FD	FN	OBJ	JOB	Description				
11000	2100	56113	0000	Software	8,699	0.00	15,420	0.00
11000	2100	56118	0000	General Supplies and Materials	17,787	0.00	21,140	0.00
11000	2100	57332	0000	Supply Assets (\$5,000 or less)	874	0.00	1,000	0.00
11000	2100			Total: Support Services-Students	4,172,152	57.98	4,290,539	57.98
11000	2200			Support Services-Instruction				
11000	2200	51100	1212	Salaries Expense: Library/Media Specialists	182,730	3.65	182,730	3.65
11000	2200	51100	1213	Salaries Expense: Library/Media Assistants	130,060	8.00	130,060	8.00
11000	2200	51100	1217	Salaries Expense: Secretarial/Clerical/Technical Assistants	41,715	1.75	46,748	1.75
11000	2200	51100	1610	Salaries Expense: Substitutes Professional Development	0	0.00	100	0.00
11000	2200	51100	1611	Salaries Expense: Substitutes-Sick Leave	0	0.00	100	0.00
11000	2200	51100	1612	Salaries Expense: Substitutes-Other Leave	120	0.00	500	0.00
11000	2200	51100	1613	Salaries Expense: Separation Pay	90	0.00	1,200	0.00
11000	2200	51200	1213	Overtime Expense: Library/Media Assistants	688	0.00	1,000	0.00
11000	2200	51200	1217	Overtime Expense: Secretarial/Clerical/Technical Assistants	615	0.00	1,000	0.00
11000	2200	51300	1211	Additional Compensation: Coordinator/Subject Matter Specialist	8,386	0.00	9,105	0.00
11000	2200	51300	1212	Additional Compensation: Library/Media Specialists	1,900	0.00	300	0.00
11000	2200	51300	1213	Additional Compensation: Library/Media Assistants	3,200	0.00	0	0.00
11000	2200	51300	1217	Additional Compensation: Secretarial/Clerical/Technical Assistants	1,200	0.00	0	0.00
11000	2200	52111	0000	Educational Retirement	47,979	0.00	48,934	0.00
11000	2200	52112	0000	ERA - Retiree Health	7,191	0.00	7,041	0.00
11000	2200	52210	0000	FICA Payments	21,570	0.00	21,872	0.00
11000	2200	52220	0000	Medicare Payments	5,045	0.00	5,121	0.00
11000	2200	52311	0000	Health and Medical Premiums	34,678	0.00	60,000	0.00
11000	2200	52312	0000	Life	379	0.00	580	0.00
11000	2200	52313	0000	Dental	5,266	0.00	6,222	0.00
11000	2200	52314	0000	Vision	673	0.00	1,057	0.00
11000	2200	52315	0000	Disability	287	0.00	550	0.00
11000	2200	52710	0000	Workers Compensation Premium	7,134	0.00	8,310	0.00
11000	2200	52720	0000	Workers Compensation Employer's Fee	122	0.00	138	0.00
11000	2200	53330	0000	Professional Development	2,903	0.00	5,000	0.00
11000	2200	53711	0000	Other Charges	488	0.00	460	0.00
11000	2200	56113	0000	Software	134,820	0.00	136,905	0.00
11000	2200	56114	0000	Library And Audio-Visual	2,458	0.00	4,550	0.00
11000	2200	56118	0000	General Supplies and Materials	43,160	0.00	67,700	0.00
11000	2200	57332	0000	Supply Assets (\$5,000 or less)	927	0.00	0	0.00
11000	2200			Total: Support Services-Instruction	685,784	13.40	747,283	13.40
11000	2300			Support Services-General Administration				
11000	2300	51100	1111	Salaries Expense: Superintendent	120,000	1.00	120,000	1.00
11000	2300	51100	1113	Salaries Expense: Administrative Associates	377,934	4.22	377,934	4.22
11000	2300	51100	1114	Salaries Expense: Administrative Assistants	83,650	1.00	83,650	1.00
11000	2300	51100	1217	Salaries Expense: Secretarial/Clerical/Technical Assistants	144,994	4.00	147,664	4.00
11000	2300	51100	1610	Salaries Expense: Substitutes Professional Development	100	0.00	100	0.00
11000	2300	51100	1611	Salaries Expense: Substitutes-Sick Leave	240	0.00	400	0.00
11000	2300	51100	1612	Salaries Expense: Substitutes-Other Leave	8,000	0.00	8,000	0.00
11000	2300	51100	1613	Salaries Expense: Separation Pay	2,902	0.00	2,000	0.00
11000	2300	51200	1217	Overtime Expense: Secretarial/Clerical/Technical Assistants	100	0.00	400	0.00
11000	2300	51300	1111	Additional Compensation: Superintendent	4,800	0.00	4,800	0.00
11000	2300	51300	1113	Additional Compensation: Administrative Associates	2,000	0.00	0	0.00
11000	2300	51300	1114	Additional Compensation: Administrative Assistants	6,750	0.00	6,350	0.00
11000	2300	51300	1217	Additional Compensation: Secretarial/Clerical/Technical Assistants	1,200	0.00	0	0.00
11000	2300	52111	0000	Educational Retirement	93,204	0.00	99,819	0.00
11000	2300	52112	0000	ERA - Retiree Health	13,411	0.00	14,364	0.00
11000	2300	52210	0000	FICA Payments	41,134	0.00	45,053	0.00
11000	2300	52220	0000	Medicare Payments	9,620	0.00	10,546	0.00
11000	2300	52311	0000	Health and Medical Premiums	39,893	0.00	55,000	0.00
11000	2300	52312	0000	Life	263	0.00	272	0.00
11000	2300	52313	0000	Dental	3,289	0.00	3,400	0.00
11000	2300	52314	0000	Vision	481	0.00	569	0.00

State of New Mexico
Public School Operating Budget
Expenditure Detail with Job Class

Budget Name: Alamogordo 2016-2017

FD	FN	OBJ	JOB	Description	Estimated Amt	Estimated FTE	Projected Amt	Projected FTE
11000	2300	52315	0000	Disability	710	0.00	720	0.00
11000	2300	52710	0000	Workers Compensation Premium	10,084	0.00	11,746	0.00
11000	2300	52720	0000	Workers Compensation Employer's Fee	96	0.00	120	0.00
11000	2300	53330	0000	Professional Development	20,974	0.00	152,700	0.00
11000	2300	53411	0000	Auditing	51,376	0.00	55,000	0.00
11000	2300	53412	0000	Bond/Board Elections	21,143	0.00	17,000	0.00
11000	2300	53413	0000	Legal	14,100	0.00	10,000	0.00
11000	2300	53414	0000	Other Services	9,660	0.00	5,800	0.00
11000	2300	53711	0000	Other Charges	29,454	0.00	32,060	0.00
11000	2300	53712	0000	County Tax Collection Costs	3,200	0.00	3,200	0.00
11000	2300	54311	0000	Maintenance & Repair - Furniture/Fixtures/Equipment	3,192	0.00	0	0.00
11000	2300	55811	0000	Board Travel	0	0.00	1,000	0.00
11000	2300	55812	0000	Board Training	13,333	0.00	6,000	0.00
11000	2300	55813	0000	Employee Travel - Non-Teachers	746	0.00	1,050	0.00
11000	2300	56115	0000	Board Expenses	2,581	0.00	10,000	0.00
11000	2300	56118	0000	General Supplies and Materials	18,884	0.00	13,800	0.00
11000	2300	57332	0000	Supply Assets (\$5,000 or less)	335	0.00	0	0.00
11000	2300			Total: Support Services-General Administration	1,153,833	10.22	1,300,517	10.22
11000	2400			Support Services-School Administration				
11000	2400	51100	1112	Salaries Expense: Principals	1,206,091	18.00	1,206,091	18.00
11000	2400	51100	1217	Salaries Expense: Secretarial/Clerical/Technical Assistants	471,229	23.15	481,595	23.15
11000	2400	51100	1610	Salaries Expense: Substitutes Professional Development	1,000	0.00	1,200	0.00
11000	2400	51100	1611	Salaries Expense: Substitutes-Sick Leave	4,443	0.00	5,000	0.00
11000	2400	51100	1612	Salaries Expense: Substitutes-Other Leave	49,000	0.00	50,000	0.00
11000	2400	51100	1613	Salaries Expense: Separation Pay	3,576	0.00	4,755	0.00
11000	2400	51200	1217	Overtime Expense: Secretarial/Clerical/Technical Assistants	7,142	0.00	10,000	0.00
11000	2400	51300	1112	Additional Compensation: Principals	22,200	0.00	15,000	0.00
11000	2400	51300	1217	Additional Compensation: Secretarial/Clerical/Technical Assistants	9,200	0.00	0	0.00
11000	2400	52111	0000	Educational Retirement	235,216	0.00	238,075	0.00
11000	2400	52112	0000	ERA - Retiree Health	33,844	0.00	34,275	0.00
11000	2400	52210	0000	FICA Payments	100,649	0.00	109,697	0.00
11000	2400	52220	0000	Medicare Payments	23,539	0.00	25,669	0.00
11000	2400	52311	0000	Health and Medical Premiums	181,818	0.00	231,500	0.00
11000	2400	52312	0000	Life	1,155	0.00	1,600	0.00
11000	2400	52313	0000	Dental	12,499	0.00	16,717	0.00
11000	2400	52314	0000	Vision	2,209	0.00	3,054	0.00
11000	2400	52315	0000	Disability	1,316	0.00	1,581	0.00
11000	2400	52710	0000	Workers Compensation Premium	28,334	0.00	33,005	0.00
11000	2400	52720	0000	Workers Compensation Employer's Fee	385	0.00	420	0.00
11000	2400	53330	0000	Professional Development	7,531	0.00	16,900	0.00
11000	2400	53711	0000	Other Charges	1,180	0.00	400	0.00
11000	2400	55813	0000	Employee Travel - Non-Teachers	1,030	0.00	300	0.00
11000	2400	56118	0000	General Supplies and Materials	24,737	0.00	30,359	0.00
11000	2400	57332	0000	Supply Assets (\$5,000 or less)	4,922	0.00	1,644	0.00
11000	2400			Total: Support Services-School Administration	2,434,245	41.15	2,518,837	41.15
11000	2500			Central Services				
11000	2500	51100	1113	Salaries Expense: Administrative Associates	55,291	0.66	55,291	0.66
11000	2500	51100	1114	Salaries Expense: Administrative Assistants	169,385	3.10	173,107	3.10
11000	2500	51100	1115	Salaries Expense: Assoc. Supt.-Fin./Bus. Mgr.	88,406	1.00	88,406	1.00
11000	2500	51100	1217	Salaries Expense: Secretarial/Clerical/Technical Assistants	378,000	13.00	385,000	13.00
11000	2500	51100	1220	Salaries Expense: Business Office Support	261,738	9.00	261,738	9.00
11000	2500	51100	1511	Salaries Expense: Data Processing	87,205	2.00	87,205	2.00
11000	2500	51100	1610	Salaries Expense: Substitutes Professional Development	100	0.00	100	0.00
11000	2500	51100	1611	Salaries Expense: Substitutes-Sick Leave	234	0.00	400	0.00
11000	2500	51100	1612	Salaries Expense: Substitutes-Other Leave	2,300	0.00	2,300	0.00
11000	2500	51100	1613	Salaries Expense: Separation Pay	10,400	0.00	14,000	0.00
11000	2500	51100	1616	Salaries Expense: Warehouse/Delivery	114,846	4.00	118,386	4.00
11000	2500	51200	1217	Overtime Expense: Secretarial/Clerical/Technical Assistants	4,769	0.00	5,500	0.00

State of New Mexico
Public School Operating Budget
Expenditure Detail with Job Class

Budget Name: Alamogordo 2016-2017

FD	FN	OBJ	JOB	Description	Estimated Amt	Estimated FTE	Projected Amt	Projected FTE
11000	2500	51200	1220	Overtime Expense: Business Office Support	2,111	0.00	3,500	0.00
11000	2500	51200	1616	Overtime Expense: Warehouse/Delivery	1,000	0.00	1,700	0.00
11000	2500	51300	1113	Additional Compensation: Administrative Associates	400	0.00	0	0.00
11000	2500	51300	1114	Additional Compensation: Administrative Assistants	1,200	0.00	0	0.00
11000	2500	51300	1115	Additional Compensation: Assoc. Supt.-Fin./Bus. Mgr.	400	0.00	0	0.00
11000	2500	51300	1217	Additional Compensation: Secretarial/Clerical/Technical Assistants	8,979	0.00	1,479	0.00
11000	2500	51300	1220	Additional Compensation: Business Office Support	3,600	0.00	0	0.00
11000	2500	51300	1511	Additional Compensation: Data Processing	800	0.00	0	0.00
11000	2500	51300	1616	Additional Compensation: Warehouse/Delivery	1,600	0.00	0	0.00
11000	2500	52111	0000	Educational Retirement	156,953	0.00	163,788	0.00
11000	2500	52112	0000	ERA - Retiree Health	22,583	0.00	23,577	0.00
11000	2500	52210	0000	FICA Payments	64,449	0.00	73,227	0.00
11000	2500	52220	0000	Medicare Payments	15,072	0.00	17,136	0.00
11000	2500	52311	0000	Health and Medical Premiums	167,721	0.00	186,943	0.00
11000	2500	52312	0000	Life	855	0.00	1,100	0.00
11000	2500	52313	0000	Dental	9,382	0.00	11,228	0.00
11000	2500	52314	0000	Vision	1,702	0.00	2,275	0.00
11000	2500	52315	0000	Disability	1,061	0.00	1,300	0.00
11000	2500	52710	0000	Workers Compensation Premium	19,271	0.00	22,448	0.00
11000	2500	52720	0000	Workers Compensation Employer's Fee	283	0.00	400	0.00
11000	2500	53330	0000	Professional Development	40,155	0.00	29,330	0.00
11000	2500	53414	0000	Other Services	105,899	0.00	49,800	0.00
11000	2500	53711	0000	Other Charges	39,200	0.00	40,375	0.00
11000	2500	54311	0000	Maintenance & Repair - Furniture/Fixtures/Equipment	28,790	0.00	22,100	0.00
11000	2500	54620	0000	Rental - Equipment and Vehicles	1,235	0.00	1,200	0.00
11000	2500	54630	0000	Rental - Computers and Related Equipment	5,936	0.00	0	0.00
11000	2500	55400	0000	Advertising	6,500	0.00	7,000	0.00
11000	2500	55813	0000	Employee Travel - Non-Teachers	519	0.00	2,800	0.00
11000	2500	56113	0000	Software	140,226	0.00	145,848	0.00
11000	2500	56118	0000	General Supplies and Materials	194,643	0.00	209,098	0.00
11000	2500	57332	0000	Supply Assets (\$5,000 or less)	2,805	0.00	2,500	0.00
11000	2500			Total: Central Services	2,218,004	32.76	2,211,585	32.76
11000	2600			Operation & Maintenance of Plant				
11000	2600	51100	1113	Salaries Expense: Administrative Associates	91,599	1.00	91,599	1.00
11000	2600	51100	1114	Salaries Expense: Administrative Assistants	64,818	1.00	64,818	1.00
11000	2600	51100	1217	Salaries Expense: Secretarial/Clerical/Technical Assistants	25,840	1.00	28,467	1.00
11000	2600	51100	1219	Salaries Expense: Duty Personnel	57,500	4.60	57,500	4.60
11000	2600	51100	1610	Salaries Expense: Substitutes Professional Development	200	0.00	200	0.00
11000	2600	51100	1611	Salaries Expense: Substitutes-Sick Leave	7,848	0.00	10,000	0.00
11000	2600	51100	1612	Salaries Expense: Substitutes-Other Leave	35,000	0.00	40,000	0.00
11000	2600	51100	1613	Salaries Expense: Separation Pay	3,500	0.00	4,875	0.00
11000	2600	51100	1614	Salaries Expense: Maintenance	574,345	14.00	624,668	15.00
11000	2600	51100	1615	Salaries Expense: Custodial	917,982	48.00	927,982	47.00
11000	2600	51100	1623	Salaries Expense: Crosswalk Guards	118,967	6.00	118,967	6.00
11000	2600	51200	1217	Overtime Expense: Secretarial/Clerical/Technical Assistants	286	0.00	500	0.00
11000	2600	51200	1614	Overtime Expense: Maintenance	9,232	0.00	10,000	0.00
11000	2600	51200	1615	Overtime Expense: Custodial	14,034	0.00	18,000	0.00
11000	2600	51200	1623	Overtime Expense: Crosswalk Guards	2,620	0.00	3,000	0.00
11000	2600	51300	1113	Additional Compensation: Administrative Associates	5,200	0.00	4,800	0.00
11000	2600	51300	1217	Additional Compensation: Secretarial/Clerical/Technical Assistants	4,400	0.00	4,000	0.00
11000	2600	51300	1219	Additional Compensation: Duty Personnel	8,190	0.00	8,190	0.00
11000	2600	51300	1614	Additional Compensation: Maintenance	9,000	0.00	3,000	0.00
11000	2600	51300	1615	Additional Compensation: Custodial	19,744	0.00	1,620	0.00
11000	2600	51300	1623	Additional Compensation: Crosswalk Guards	22,058	0.00	17,464	0.00
11000	2600	52111	0000	Educational Retirement	259,737	0.00	271,584	0.00
11000	2600	52112	0000	ERA - Retiree Health	37,407	0.00	39,098	0.00
11000	2600	52210	0000	FICA Payments	112,080	0.00	124,297	0.00
11000	2600	52220	0000	Medicare Payments	26,212	0.00	29,076	0.00

State of New Mexico
Public School Operating Budget
Expenditure Detail with Job Class

Budget Name: Alamogordo 2016-2017

FD	FN	OBJ	JOB	Description	Estimated Amt	Estimated FTE	Projected Amt	Projected FTE
11000	2600	52311	0000	Health and Medical Premiums	243,435	0.00	261,965	0.00
11000	2600	52312	0000	Life	1,991	0.00	2,436	0.00
11000	2600	52313	0000	Dental	15,116	0.00	18,787	0.00
11000	2600	52314	0000	Vision	3,230	0.00	4,114	0.00
11000	2600	52315	0000	Disability	1,191	0.00	1,547	0.00
11000	2600	52710	0000	Workers Compensation Premium	31,196	0.00	36,338	0.00
11000	2600	52720	0000	Workers Compensation Employer's Fee	763	0.00	960	0.00
11000	2600	53330	0000	Professional Development	9,549	0.00	8,701	0.00
11000	2600	53711	0000	Other Charges	20,016	0.00	19,000	0.00
11000	2600	54311	0000	Maintenance & Repair - Furniture/Fixtures/Equipment	268,179	0.00	269,627	0.00
11000	2600	54312	0000	Maintenance & Repair - Buildings and Grounds	16,628	0.00	30,300	0.00
11000	2600	54313	0000	Maintenance & Repair - Vehicles	256	0.00	1,000	0.00
11000	2600	54411	0000	Electricity	1,237,070	0.00	1,237,070	0.00
11000	2600	54412	0000	Natural Gas (Buildings)	151,725	0.00	151,725	0.00
11000	2600	54413	0000	Propane/Butane (Buildings)	14,250	0.00	14,250	0.00
11000	2600	54415	0000	Water/Sewage	356,280	0.00	356,280	0.00
11000	2600	54416	0000	Communication Services	253,750	0.00	253,750	0.00
11000	2600	54620	0000	Rental - Equipment and Vehicles	1,843	0.00	2,000	0.00
11000	2600	55200	0000	Property/Liability Insurance	1,045,839	0.00	1,062,380	0.00
11000	2600	55813	0000	Employee Travel - Non-Teachers	558	0.00	350	0.00
11000	2600	55915	0000	Other Contract Services	119,074	0.00	127,073	0.00
11000	2600	56118	0000	General Supplies and Materials	41,479	0.00	54,864	0.00
11000	2600	56211	0000	Gasoline	126,050	0.00	126,050	0.00
11000	2600	57332	0000	Supply Assets (\$5,000 or less)	17,382	0.00	37,705	0.00
11000	2600			Total: Operation & Maintenance of Plant	6,404,649	75.60	6,581,977	75.60
11000	2700			Student Transportation				
11000	2700	51300	1217	Additional Compensation: Secretarial/Clerical/Technical Assistants	400	0.00	0	0.00
11000	2700	52210	0000	FICA Payments	25	0.00	0	0.00
11000	2700	52220	0000	Medicare Payments	6	0.00	0	0.00
11000	2700			Total: Student Transportation	431	0.00	0	0.00
11000	2900			Other Support Services				
11000	2900	58218	0000	75% June Credit	52,722	0.00	52,722	0.00
11000	2900	58219	0000	Payment for State Match – Medicaid	40,327	0.00	0	0.00
11000	2900			Total: Other Support Services	93,049	0.00	52,722	0.00
11000	2000			Total: Support Services	17,162,147	231.11	17,703,460	231.11
11000	3000			Operation of Non-Instructional Services				
11000	3100			Food Services Operations				
11000	3100	51300	1113	Additional Compensation: Administrative Associates	400	0.00	0	0.00
11000	3100	51300	1217	Additional Compensation: Secretarial/Clerical/Technical Assistants	1,200	0.00	0	0.00
11000	3100	51300	1617	Additional Compensation: Food Service	20,000	0.00	0	0.00
11000	3100	52210	0000	FICA Payments	1,339	0.00	0	0.00
11000	3100	52220	0000	Medicare Payments	313	0.00	0	0.00
11000	3100			Total: Food Services Operations	23,252	0.00	0	0.00
11000	3000			Total: Operation of Non-Instructional Services	23,252	0.00	0	0.00
11000	4000			Capital Outlay				
11000	4000	57311	0000	Vehicles General	0	0.00	31,670	0.00
11000	4000	57312	0000	Buses	125,357	0.00	72,591	0.00
11000	4000			Total: Capital Outlay	125,357	0.00	104,261	0.00
11000				Total: Operational	42,713,926	671.73	43,501,519	661.73
13000				Pupil Transportation				
13000	2000			Support Services				
13000	2700			Student Transportation				
13000	2700	51100	1217	Salaries Expense: Secretarial/Clerical/Technical Assistants	28,576	1.00	28,698	1.00
13000	2700	51200	1217	Overtime Expense: Secretarial/Clerical/Technical Assistants	2,797	0.00	5,000	0.00
13000	2700	52111	0000	Educational Retirement	4,343	0.00	3,990	0.00
13000	2700	52112	0000	ERA - Retiree Health	625	0.00	574	0.00
13000	2700	52210	0000	FICA Payments	1,752	0.00	1,780	0.00
13000	2700	52220	0000	Medicare Payments	410	0.00	417	0.00

State of New Mexico
Public School Operating Budget
Expenditure Detail with Job Class

Budget Name: Alamogordo 2016-2017

FD	FN	OBJ	JOB	Description	Estimated Amt	Estimated FTE	Projected Amt	Projected FTE
13000	2700	52311	0000	Health and Medical Premiums	4,284	0.00	4,544	0.00
13000	2700	52312	0000	Life	29	0.00	29	0.00
13000	2700	52313	0000	Dental	202	0.00	213	0.00
13000	2700	52314	0000	Vision	47	0.00	49	0.00
13000	2700	52315	0000	Disability	50	0.00	53	0.00
13000	2700	52720	0000	Workers Compensation Employer's Fee	9	0.00	10	0.00
13000	2700	53330	0000	Professional Development	135	0.00	500	0.00
13000	2700	54620	0000	Rental - Equipment and Vehicles	242,474	0.00	242,474	0.00
13000	2700	55111	0000	Transportation Per-Capita Feeders	21,173	0.00	23,491	0.00
13000	2700	55112	0000	Transportation Contractors	1,275,166	0.00	1,252,586	0.00
13000	2700	55200	0000	Property/Liability Insurance	42,665	0.00	45,131	0.00
13000	2700	55916	0000	Bus Inspections	2,015	0.00	2,400	0.00
13000	2700	56118	0000	General Supplies and Materials	16,300	0.00	550	0.00
13000	2700			Total: Student Transportation	1,643,052	1.00	1,612,489	1.00
13000	2000			Total: Support Services	1,643,052	1.00	1,612,489	1.00
13000				Total: Pupil Transportation	1,643,052	1.00	1,612,489	1.00
14000				Total Instructional Materials Sub-Fund				
14000	1000			Instruction				
14000	1000	56107	0000	Instructional Materials Credit - 50% Textbooks	41,692	0.00	303,569	0.00
14000	1000	56111	0000	Instructional Materials Cash - 50% Textbooks	698,976	0.00	303,568	0.00
14000	1000			Total: Instruction	740,668	0.00	607,137	0.00
14000				Total: Total Instructional Materials Sub-Fund	740,668	0.00	607,137	0.00
21000				Food Services				
21000	3000			Operation of Non-Instructional Services				
21000	3100			Food Services Operations				
21000	3100	51100	1113	Salaries Expense: Administrative Associates	46,158	1.00	60,000	1.00
21000	3100	51100	1217	Salaries Expense: Secretarial/Clerical/Technical Assistants	86,587	3.00	89,500	3.00
21000	3100	51100	1611	Salaries Expense: Substitutes-Sick Leave	17,943	0.00	20,000	0.00
21000	3100	51100	1612	Salaries Expense: Substitutes-Other Leave	31,080	0.00	33,000	0.00
21000	3100	51100	1617	Salaries Expense: Food Service	582,000	49.00	688,844	53.00
21000	3100	51200	1217	Overtime Expense: Secretarial/Clerical/Technical Assistants	4,189	0.00	5,000	0.00
21000	3100	51200	1617	Overtime Expense: Food Service	21,246	0.00	25,000	0.00
21000	3100	51300	1617	Additional Compensation: Food Service	48,318	0.00	52,000	0.00
21000	3100	52111	0000	Educational Retirement	108,437	0.00	127,928	0.00
21000	3100	52112	0000	ERA - Retiree Health	15,646	0.00	13,345	0.00
21000	3100	52210	0000	FICA Payments	47,393	0.00	60,347	0.00
21000	3100	52220	0000	Medicare Payments	11,084	0.00	14,114	0.00
21000	3100	52311	0000	Health and Medical Premiums	180,301	0.00	173,287	0.00
21000	3100	52312	0000	Life	1,534	0.00	1,840	0.00
21000	3100	52313	0000	Dental	14,292	0.00	15,377	0.00
21000	3100	52314	0000	Vision	2,924	0.00	3,254	0.00
21000	3100	52315	0000	Disability	533	0.00	593	0.00
21000	3100	52720	0000	Workers Compensation Employer's Fee	568	0.00	448	0.00
21000	3100	53330	0000	Professional Development	3,195	0.00	3,000	0.00
21000	3100	53711	0000	Other Charges	6,758	0.00	8,400	0.00
21000	3100	54311	0000	Maintenance & Repair - Furniture/Fixtures/Equipment	9,890	0.00	10,000	0.00
21000	3100	55813	0000	Employee Travel - Non-Teachers	719	0.00	500	0.00
21000	3100	56116	0000	Food	1,181,647	0.00	766,636	0.00
21000	3100	56117	0000	Non-Food	87,440	0.00	90,000	0.00
21000	3100	56118	0000	General Supplies and Materials	15,938	0.00	17,000	0.00
21000	3100	57332	0000	Supply Assets (\$5,000 or less)	7,395	0.00	20,000	0.00
21000	3100			Total: Food Services Operations	2,533,215	53.00	2,299,413	57.00
21000	3000			Total: Operation of Non-Instructional Services	2,533,215	53.00	2,299,413	57.00
21000				Total: Food Services	2,533,215	53.00	2,299,413	57.00
22000				Athletics				
22000	1000			Instruction				
22000	1000	51100	1217	Salaries Expense: Secretarial/Clerical/Technical Assistants	11,822	0.50	12,000	0.50
22000	1000	51200	1217	Overtime Expense: Secretarial/Clerical/Technical Assistants	2,819	0.00	2,200	0.00

State of New Mexico
Public School Operating Budget
Expenditure Detail with Job Class

Budget Name: Alamogordo 2016-2017

FD	FN	OBJ	JOB	Description	Estimated Amt	Estimated FTE	Projected Amt	Projected FTE
22000	1000	51300	1618	Additional Compensation: Athletics Salaries	33,074	0.00	32,192	0.00
22000	1000	52111	0000	Educational Retirement	5,349	0.00	5,600	0.00
22000	1000	52112	0000	ERA - Retiree Health	770	0.00	800	0.00
22000	1000	52210	0000	FICA Payments	2,409	0.00	2,470	0.00
22000	1000	52220	0000	Medicare Payments	564	0.00	580	0.00
22000	1000	52312	0000	Life	14	0.00	20	0.00
22000	1000	52720	0000	Workers Compensation Employer's Fee	14	0.00	20	0.00
22000	1000	53711	0000	Other Charges	21,252	0.00	14,000	0.00
22000	1000	55817	0000	Student Travel	74,896	0.00	53,500	0.00
22000	1000	56118	0000	General Supplies and Materials	9,724	0.00	5,500	0.00
22000	1000	57332	0000	Supply Assets (\$5,000 or less)	6,045	0.00	5,500	0.00
22000	1000			Total: Instruction	168,752	0.50	134,382	0.50
22000				Total: Athletics	168,752	0.50	134,382	0.50
24000				Federal Flow-through Grants				
24101				Title I - IASA				
24101	1000			Instruction				
24101	1000	51100	1610	Salaries Expense: Substitutes Professional Development	0	0.00	39,695	0.00
24101	1000	51100	1711	Salaries Expense: Instructional Assistants-Grades 1-12	0	0.00	149,762	9.00
24101	1000	51300	1411	Additional Compensation: Teachers-Grades 1-12	0	0.00	43,250	0.00
24101	1000	52111	0000	Educational Retirement	0	0.00	20,817	0.00
24101	1000	52112	0000	ERA - Retiree Health	0	0.00	2,995	0.00
24101	1000	52210	0000	FICA Payments	0	0.00	11,746	0.00
24101	1000	52220	0000	Medicare Payments	0	0.00	2,747	0.00
24101	1000	52311	0000	Health and Medical Premiums	0	0.00	67,378	0.00
24101	1000	52312	0000	Life	0	0.00	328	0.00
24101	1000	52313	0000	Dental	0	0.00	4,725	0.00
24101	1000	52314	0000	Vision	0	0.00	935	0.00
24101	1000	52315	0000	Disability	0	0.00	313	0.00
24101	1000	52720	0000	Workers Compensation Employer's Fee	0	0.00	83	0.00
24101	1000	53330	0000	Professional Development	0	0.00	21,000	0.00
24101	1000	56113	0000	Software	0	0.00	2,000	0.00
24101	1000	56118	0000	General Supplies and Materials	0	0.00	216,907	0.00
24101	1000	57332	0000	Supply Assets (\$5,000 or less)	0	0.00	18,000	0.00
24101	1000			Total: Instruction	0	0.00	602,681	9.00
24101	2000			Support Services				
24101	2100			Support Services-Students				
24101	2100	51100	1214	Salaries Expense: Guidance Counselors/Social Workers	0	0.00	114,764	2.50
24101	2100	52111	0000	Educational Retirement	0	0.00	15,952	0.00
24101	2100	52112	0000	ERA - Retiree Health	0	0.00	2,295	0.00
24101	2100	52210	0000	FICA Payments	0	0.00	7,115	0.00
24101	2100	52220	0000	Medicare Payments	0	0.00	1,664	0.00
24101	2100	52311	0000	Health and Medical Premiums	0	0.00	16,960	0.00
24101	2100	52312	0000	Life	0	0.00	200	0.00
24101	2100	52313	0000	Dental	0	0.00	1,120	0.00
24101	2100	52314	0000	Vision	0	0.00	220	0.00
24101	2100	52315	0000	Disability	0	0.00	172	0.00
24101	2100	52720	0000	Workers Compensation Employer's Fee	0	0.00	46	0.00
24101	2100	53711	0000	Other Charges	0	0.00	3,000	0.00
24101	2100	56118	0000	General Supplies and Materials	0	0.00	12,097	0.00
24101	2100			Total: Support Services-Students	0	0.00	175,605	2.50
24101	2200			Support Services-Instruction				
24101	2200	51100	1211	Salaries Expense: Coordinator/Subject Matter Specialist	0	0.00	354,808	6.75
24101	2200	51100	1217	Salaries Expense: Secretarial/Clerical/Technical Assistants	0	0.00	6,644	0.25
24101	2200	51200	1211	Overtime Expense: Coordinator/Subject Matter Specialist	0	0.00	300	0.00
24101	2200	51300	1211	Additional Compensation: Coordinator/Subject Matter Specialist	0	0.00	2,875	0.00
24101	2200	52111	0000	Educational Retirement	0	0.00	50,242	0.00
24101	2200	52112	0000	ERA - Retiree Health	0	0.00	7,229	0.00
24101	2200	52210	0000	FICA Payments	0	0.00	22,410	0.00

State of New Mexico
Public School Operating Budget
Expenditure Detail with Job Class

Budget Name: Alamogordo 2016-2017					Estimated Amt	Estimated FTE	Projected Amt	Projected FTE
FD	FN	OBJ	JOB	Description				
24101	2200	52220	0000	Medicare Payments	0	0.00	5,241	0.00
24101	2200	52311	0000	Health and Medical Premiums	0	0.00	32,990	0.00
24101	2200	52312	0000	Life	0	0.00	360	0.00
24101	2200	52313	0000	Dental	0	0.00	1,498	0.00
24101	2200	52314	0000	Vision	0	0.00	440	0.00
24101	2200	52315	0000	Disability	0	0.00	421	0.00
24101	2200	52720	0000	Workers Compensation Employer's Fee	0	0.00	74	0.00
24101	2200	53330	0000	Professional Development	0	0.00	29,811	0.00
24101	2200	55813	0000	Employee Travel - Non-Teachers	0	0.00	4,500	0.00
24101	2200	56118	0000	General Supplies and Materials	0	0.00	5,000	0.00
24101	2200			Total: Support Services-Instruction	0	0.00	524,843	7.00
24101	2300			Support Services-General Administration				
24101	2300	51100	1113	Salaries Expense: Administrative Associates	0	0.00	38,137	0.53
24101	2300	52111	0000	Educational Retirement	0	0.00	5,301	0.00
24101	2300	52112	0000	ERA - Retiree Health	0	0.00	763	0.00
24101	2300	52210	0000	FICA Payments	0	0.00	2,364	0.00
24101	2300	52220	0000	Medicare Payments	0	0.00	553	0.00
24101	2300	52311	0000	Health and Medical Premiums	0	0.00	6,500	0.00
24101	2300	52312	0000	Life	0	0.00	40	0.00
24101	2300	52313	0000	Dental	0	0.00	344	0.00
24101	2300	52314	0000	Vision	0	0.00	110	0.00
24101	2300	52315	0000	Disability	0	0.00	92	0.00
24101	2300	52720	0000	Workers Compensation Employer's Fee	0	0.00	9	0.00
24101	2300	53330	0000	Professional Development	0	0.00	5,000	0.00
24101	2300	53713	0000	Indirect Costs – Program Administration	0	0.00	64,096	0.00
24101	2300	56118	0000	General Supplies and Materials	0	0.00	500	0.00
24101	2300			Total: Support Services-General Administration	0	0.00	123,809	0.53
24101	2400			Support Services-School Administration				
24101	2400	51300	1112	Additional Compensation: Principals	0	0.00	5,625	0.00
24101	2400			Total: Support Services-School Administration	0	0.00	5,625	0.00
24101	2500			Central Services				
24101	2500	51100	1113	Salaries Expense: Administrative Associates	0	0.00	20,358	0.24
24101	2500	51100	1217	Salaries Expense: Secretarial/Clerical/Technical Assistants	0	0.00	32,648	1.50
24101	2500	51200	1217	Overtime Expense: Secretarial/Clerical/Technical Assistants	0	0.00	85	0.00
24101	2500	52111	0000	Educational Retirement	0	0.00	7,368	0.00
24101	2500	52112	0000	ERA - Retiree Health	0	0.00	1,060	0.00
24101	2500	52210	0000	FICA Payments	0	0.00	3,286	0.00
24101	2500	52220	0000	Medicare Payments	0	0.00	769	0.00
24101	2500	52311	0000	Health and Medical Premiums	0	0.00	10,750	0.00
24101	2500	52312	0000	Life	0	0.00	90	0.00
24101	2500	52313	0000	Dental	0	0.00	216	0.00
24101	2500	52314	0000	Vision	0	0.00	330	0.00
24101	2500	52315	0000	Disability	0	0.00	70	0.00
24101	2500	52720	0000	Workers Compensation Employer's Fee	0	0.00	21	0.00
24101	2500			Total: Central Services	0	0.00	77,051	1.74
24101	2000			Total: Support Services	0	0.00	906,933	11.77
24101				Total: Title I - IASA	0	0.00	1,509,614	20.77
24106				Entitlement IDEA-B				
24106	1000			Instruction				
24106	1000	51100	1611	Salaries Expense: Substitutes-Sick Leave	0	0.00	10,000	0.00
24106	1000	51100	1612	Salaries Expense: Substitutes-Other Leave	0	0.00	88,590	0.00
24106	1000	51100	1622	Salaries Expense: Bus Drivers	0	0.00	19,902	1.00
24106	1000	51100	1712	Salaries Expense: Instructional Assistants-Special Education	0	0.00	280,000	14.00
24106	1000	51200	1712	Overtime Expense: Instructional Assistants-Special Education	0	0.00	2,233	0.00
24106	1000	52111	0000	Educational Retirement	0	0.00	64,798	0.00
24106	1000	52112	0000	ERA - Retiree Health	0	0.00	12,000	0.00
24106	1000	52210	0000	FICA Payments	0	0.00	29,000	0.00
24106	1000	52220	0000	Medicare Payments	0	0.00	8,000	0.00

State of New Mexico
Public School Operating Budget
Expenditure Detail with Job Class

Budget Name: Alamogordo 2016-2017					Estimated Amt	Estimated FTE	Projected Amt	Projected FTE
FD	FN	OBJ	JOB	Description				
24106	1000	52311	0000	Health and Medical Premiums	0	0.00	63,000	0.00
24106	1000	52312	0000	Life	0	0.00	6,075	0.00
24106	1000	52313	0000	Dental	0	0.00	3,750	0.00
24106	1000	52314	0000	Vision	0	0.00	850	0.00
24106	1000	52315	0000	Disability	0	0.00	200	0.00
24106	1000	52720	0000	Workers Compensation Employer's Fee	0	0.00	348	0.00
24106	1000			Total: Instruction	0	0.00	588,746	15.00
24106	2000			Support Services				
24106	2100			Support Services-Students				
24106	2100	51100	1211	Salaries Expense: Coordinator/Subject Matter Specialist	0	0.00	35,305	0.50
24106	2100	51100	1214	Salaries Expense: Guidance Counselors/Social Workers	0	0.00	77,537	2.00
24106	2100	51100	1215	Salaries Expense: Registered Nurses	0	0.00	43,974	0.95
24106	2100	51100	1311	Salaries Expense: Diagnosticians	0	0.00	50,818	1.00
24106	2100	51100	1318	Salaries Expense: Specialists	0	0.00	147,034	2.20
24106	2100	52111	0000	Educational Retirement	0	0.00	53,096	0.00
24106	2100	52112	0000	ERA - Retiree Health	0	0.00	7,640	0.00
24106	2100	52210	0000	FICA Payments	0	0.00	23,683	0.00
24106	2100	52220	0000	Medicare Payments	0	0.00	5,539	0.00
24106	2100	52311	0000	Health and Medical Premiums	0	0.00	27,422	0.00
24106	2100	52312	0000	Life	0	0.00	212	0.00
24106	2100	52313	0000	Dental	0	0.00	2,587	0.00
24106	2100	52314	0000	Vision	0	0.00	459	0.00
24106	2100	52315	0000	Disability	0	0.00	47	0.00
24106	2100	52720	0000	Workers Compensation Employer's Fee	0	0.00	253	0.00
24106	2100			Total: Support Services-Students	0	0.00	475,606	6.65
24106	2200			Support Services-Instruction				
24106	2200	51100	1217	Salaries Expense: Secretarial/Clerical/Technical Assistants	0	0.00	25,797	1.00
24106	2200	51200	1217	Overtime Expense: Secretarial/Clerical/Technical Assistants	0	0.00	500	0.00
24106	2200	52111	0000	Educational Retirement	0	0.00	3,586	0.00
24106	2200	52112	0000	ERA - Retiree Health	0	0.00	516	0.00
24106	2200	52210	0000	FICA Payments	0	0.00	1,600	0.00
24106	2200	52220	0000	Medicare Payments	0	0.00	374	0.00
24106	2200	52311	0000	Health and Medical Premiums	0	0.00	8,559	0.00
24106	2200	52312	0000	Life	0	0.00	32	0.00
24106	2200	52313	0000	Dental	0	0.00	410	0.00
24106	2200	52314	0000	Vision	0	0.00	83	0.00
24106	2200	52720	0000	Workers Compensation Employer's Fee	0	0.00	10	0.00
24106	2200			Total: Support Services-Instruction	0	0.00	41,467	1.00
24106	2300			Support Services-General Administration				
24106	2300	53713	0000	Indirect Costs – Program Administration	0	0.00	59,401	0.00
24106	2300			Total: Support Services-General Administration	0	0.00	59,401	0.00
24106	2500			Central Services				
24106	2500	51100	1217	Salaries Expense: Secretarial/Clerical/Technical Assistants	0	0.00	25,123	1.00
24106	2500	51200	1217	Overtime Expense: Secretarial/Clerical/Technical Assistants	0	0.00	1,000	0.00
24106	2500	52111	0000	Educational Retirement	0	0.00	3,654	0.00
24106	2500	52112	0000	ERA - Retiree Health	0	0.00	526	0.00
24106	2500	52210	0000	FICA Payments	0	0.00	1,226	0.00
24106	2500	52220	0000	Medicare Payments	0	0.00	287	0.00
24106	2500	52311	0000	Health and Medical Premiums	0	0.00	10,191	0.00
24106	2500	52312	0000	Life	0	0.00	32	0.00
24106	2500	52313	0000	Dental	0	0.00	634	0.00
24106	2500	52314	0000	Vision	0	0.00	111	0.00
24106	2500	52720	0000	Workers Compensation Employer's Fee	0	0.00	10	0.00
24106	2500			Total: Central Services	0	0.00	42,794	1.00
24106	2000			Total: Support Services	0	0.00	619,268	8.65
24106				Total: Entitlement IDEA-B	0	0.00	1,208,014	23.65
24109				Preschool IDEA-B				
24109	1000			Instruction				

State of New Mexico
Public School Operating Budget
Expenditure Detail with Job Class

Budget Name: Alamogordo 2016-2017

FD	FN	OBJ	JOB	Description	Estimated Amt	Estimated FTE	Projected Amt	Projected FTE
24109	1000	51100	1611	Salaries Expense: Substitutes-Sick Leave	0	0.00	500	0.00
24109	1000	51100	1712	Salaries Expense: Instructional Assistants-Special Education	0	0.00	43,503	2.00
24109	1000	51200	1712	Overtime Expense: Instructional Assistants-Special Education	0	0.00	484	0.00
24109	1000	52111	0000	Educational Retirement	0	0.00	6,145	0.00
24109	1000	52112	0000	ERA - Retiree Health	0	0.00	885	0.00
24109	1000	52210	0000	FICA Payments	0	0.00	2,741	0.00
24109	1000	52220	0000	Medicare Payments	0	0.00	641	0.00
24109	1000	52311	0000	Health and Medical Premiums	0	0.00	4,102	0.00
24109	1000	52312	0000	Life	0	0.00	62	0.00
24109	1000	52313	0000	Dental	0	0.00	691	0.00
24109	1000	52314	0000	Vision	0	0.00	147	0.00
24109	1000	52315	0000	Disability	0	0.00	46	0.00
24109	1000	52720	0000	Workers Compensation Employer's Fee	0	0.00	20	0.00
24109	1000			Total: Instruction	0	0.00	59,967	2.00
24109	2000			Support Services				
24109	2100			Support Services-Students				
24109	2100	51300	1211	Additional Compensation: Coordinator/Subject Matter Specialist	0	0.00	6,000	0.00
24109	2100	52111	0000	Educational Retirement	0	0.00	834	0.00
24109	2100	52112	0000	ERA - Retiree Health	0	0.00	120	0.00
24109	2100	52210	0000	FICA Payments	0	0.00	372	0.00
24109	2100	52220	0000	Medicare Payments	0	0.00	87	0.00
24109	2100			Total: Support Services-Students	0	0.00	7,413	0.00
24109	2300			Support Services-General Administration				
24109	2300	53713	0000	Indirect Costs – Program Administration	0	0.00	3,026	0.00
24109	2300			Total: Support Services-General Administration	0	0.00	3,026	0.00
24109	2000			Total: Support Services	0	0.00	10,439	0.00
24109				Total: Preschool IDEA-B	0	0.00	70,406	2.00
24112				IDEA – Early Intervention Services				
24112	2000			Support Services				
24112	2100			Support Services-Students				
24112	2100	51100	1211	Salaries Expense: Coordinator/Subject Matter Specialist	0	0.00	60,000	1.00
24112	2100	51100	1214	Salaries Expense: Guidance Counselors/Social Workers	0	0.00	27,000	0.50
24112	2100	51100	1218	Salaries Expense: School/Student Support	0	0.00	19,742	1.00
24112	2100	52111	0000	Educational Retirement	0	0.00	14,837	0.00
24112	2100	52112	0000	ERA - Retiree Health	0	0.00	2,135	0.00
24112	2100	52210	0000	FICA Payments	0	0.00	6,618	0.00
24112	2100	52220	0000	Medicare Payments	0	0.00	1,548	0.00
24112	2100	52311	0000	Health and Medical Premiums	0	0.00	26,215	0.00
24112	2100	52312	0000	Life	0	0.00	73	0.00
24112	2100	52313	0000	Dental	0	0.00	1,532	0.00
24112	2100	52314	0000	Vision	0	0.00	280	0.00
24112	2100	52720	0000	Workers Compensation Employer's Fee	0	0.00	20	0.00
24112	2100			Total: Support Services-Students	0	0.00	160,000	2.50
24112	2000			Total: Support Services	0	0.00	160,000	2.50
24112				Total: IDEA – Early Intervention Services	0	0.00	160,000	2.50
24113				Education of Homeless				
24113	2000			Support Services				
24113	2100			Support Services-Students				
24113	2100	53330	0000	Professional Development	0	0.00	1,891	0.00
24113	2100	55813	0000	Employee Travel - Non-Teachers	0	0.00	100	0.00
24113	2100	56118	0000	General Supplies and Materials	0	0.00	8,588	0.00
24113	2100			Total: Support Services-Students	0	0.00	10,579	0.00
24113	2700			Student Transportation				
24113	2700	55112	0000	Transportation Contractors	0	0.00	1,000	0.00
24113	2700			Total: Student Transportation	0	0.00	1,000	0.00
24113	2000			Total: Support Services	0	0.00	11,579	0.00
24113	3000			Operation of Non-Instructional Services				
24113	3300			Community Services Operations				

State of New Mexico
Public School Operating Budget
Expenditure Detail with Job Class

Budget Name: Alamogordo 2016-2017					Estimated Amt	Estimated FTE	Projected Amt	Projected FTE
FD	FN	OBJ	JOB	Description				
24113	3300	56118	0000	General Supplies and Materials	0	0.00	85	0.00
24113	3300			Total: Community Services Operations	0	0.00	85	0.00
24113	3000			Total: Operation of Non-Instructional Services	0	0.00	85	0.00
24113				Total: Education of Homeless	0	0.00	11,664	0.00
24115				IDEA - Private Schools Share				
24115	1000			Instruction				
24115	1000	51100	1612	Salaries Expense: Substitutes-Other Leave	0	0.00	11,638	0.00
24115	1000	52111	0000	Educational Retirement	0	0.00	1,596	0.00
24115	1000	52112	0000	ERA - Retiree Health	0	0.00	229	0.00
24115	1000	52210	0000	FICA Payments	0	0.00	710	0.00
24115	1000	52220	0000	Medicare Payments	0	0.00	167	0.00
24115	1000			Total: Instruction	0	0.00	14,340	0.00
24115				Total: IDEA - Private Schools Share	0	0.00	14,340	0.00
24132				IDEA-B Results Plan				
24132	1000			Instruction				
24132	1000	51100	1610	Salaries Expense: Substitutes Professional Development	0	0.00	4,530	0.00
24132	1000	51300	1411	Additional Compensation: Teachers-Grades 1-12	0	0.00	18,184	0.00
24132	1000	52111	0000	Educational Retirement	0	0.00	2,924	0.00
24132	1000	52112	0000	ERA - Retiree Health	0	0.00	393	0.00
24132	1000	52210	0000	FICA Payments	0	0.00	1,524	0.00
24132	1000	52220	0000	Medicare Payments	0	0.00	345	0.00
24132	1000	53330	0000	Professional Development	0	0.00	30,100	0.00
24132	1000			Total: Instruction	0	0.00	58,000	0.00
24132	2000			Support Services				
24132	2100			Support Services-Students				
24132	2100	56118	0000	General Supplies and Materials	0	0.00	2,000	0.00
24132	2100			Total: Support Services-Students	0	0.00	2,000	0.00
24132	2000			Total: Support Services	0	0.00	2,000	0.00
24132				Total: IDEA-B Results Plan	0	0.00	60,000	0.00
24154				Teacher/Principal Training & Recruiting				
24154	1000			Instruction				
24154	1000	51100	1610	Salaries Expense: Substitutes Professional Development	0	0.00	11,219	0.00
24154	1000	51300	1411	Additional Compensation: Teachers-Grades 1-12	0	0.00	11,294	0.00
24154	1000	52210	0000	FICA Payments	0	0.00	696	0.00
24154	1000	52220	0000	Medicare Payments	0	0.00	163	0.00
24154	1000	53330	0000	Professional Development	0	0.00	2,800	0.00
24154	1000	53711	0000	Other Charges	0	0.00	2,800	0.00
24154	1000	56113	0000	Software	0	0.00	4,349	0.00
24154	1000	56118	0000	General Supplies and Materials	0	0.00	150	0.00
24154	1000			Total: Instruction	0	0.00	33,471	0.00
24154	2000			Support Services				
24154	2200			Support Services-Instruction				
24154	2200	51100	1211	Salaries Expense: Coordinator/Subject Matter Specialist	0	0.00	128,272	2.25
24154	2200	51300	1211	Additional Compensation: Coordinator/Subject Matter Specialist	0	0.00	575	0.00
24154	2200	52111	0000	Educational Retirement	0	0.00	17,899	0.00
24154	2200	52112	0000	ERA - Retiree Health	0	0.00	2,565	0.00
24154	2200	52210	0000	FICA Payments	0	0.00	7,953	0.00
24154	2200	52220	0000	Medicare Payments	0	0.00	1,860	0.00
24154	2200	52311	0000	Health and Medical Premiums	0	0.00	15,025	0.00
24154	2200	52312	0000	Life	0	0.00	120	0.00
24154	2200	52313	0000	Dental	0	0.00	982	0.00
24154	2200	52314	0000	Vision	0	0.00	169	0.00
24154	2200	52315	0000	Disability	0	0.00	65	0.00
24154	2200	52720	0000	Workers Compensation Employer's Fee	0	0.00	28	0.00
24154	2200	53330	0000	Professional Development	0	0.00	6,300	0.00
24154	2200	55813	0000	Employee Travel - Non-Teachers	0	0.00	800	0.00
24154	2200	56118	0000	General Supplies and Materials	0	0.00	150	0.00
24154	2200			Total: Support Services-Instruction	0	0.00	182,763	2.25

State of New Mexico
Public School Operating Budget
Expenditure Detail with Job Class

Budget Name: Alamogordo 2016-2017					Estimated Amt	Estimated FTE	Projected Amt	Projected FTE
FD	FN	OBJ	JOB	Description				
24154	2300			Support Services-General Administration				
24154	2300	51100	1113	Salaries Expense: Administrative Associates	0	0.00	22,333	0.25
24154	2300	52111	0000	Educational Retirement	0	0.00	3,104	0.00
24154	2300	52112	0000	ERA - Retiree Health	0	0.00	447	0.00
24154	2300	52210	0000	FICA Payments	0	0.00	1,385	0.00
24154	2300	52220	0000	Medicare Payments	0	0.00	324	0.00
24154	2300	52311	0000	Health and Medical Premiums	0	0.00	950	0.00
24154	2300	52312	0000	Life	0	0.00	40	0.00
24154	2300	52313	0000	Dental	0	0.00	114	0.00
24154	2300	52314	0000	Vision	0	0.00	25	0.00
24154	2300	52315	0000	Disability	0	0.00	15	0.00
24154	2300	52720	0000	Workers Compensation Employer's Fee	0	0.00	10	0.00
24154	2300	53330	0000	Professional Development	0	0.00	200	0.00
24154	2300	53713	0000	Indirect Costs – Program Administration	0	0.00	12,623	0.00
24154	2300			Total: Support Services-General Administration	0	0.00	41,570	0.25
24154	2400			Support Services-School Administration				
24154	2400	51300	1112	Additional Compensation: Principals	0	0.00	1,000	0.00
24154	2400	53330	0000	Professional Development	0	0.00	200	0.00
24154	2400			Total: Support Services-School Administration	0	0.00	1,200	0.00
24154	2500			Central Services				
24154	2500	51100	1113	Salaries Expense: Administrative Associates	0	0.00	8,590	0.10
24154	2500	52111	0000	Educational Retirement	0	0.00	1,194	0.00
24154	2500	52112	0000	ERA - Retiree Health	0	0.00	172	0.00
24154	2500	52210	0000	FICA Payments	0	0.00	533	0.00
24154	2500	52220	0000	Medicare Payments	0	0.00	125	0.00
24154	2500	52311	0000	Health and Medical Premiums	0	0.00	500	0.00
24154	2500	52312	0000	Life	0	0.00	40	0.00
24154	2500	52313	0000	Dental	0	0.00	50	0.00
24154	2500	52314	0000	Vision	0	0.00	15	0.00
24154	2500	52315	0000	Disability	0	0.00	5	0.00
24154	2500	52720	0000	Workers Compensation Employer's Fee	0	0.00	2	0.00
24154	2500			Total: Central Services	0	0.00	11,226	0.10
24154	2000			Total: Support Services	0	0.00	236,759	2.60
24154				Total: Teacher/Principal Training & Recruiting	0	0.00	270,230	2.60
24162				Title I School Improvement				
24162	1000			Instruction				
24162	1000	51100	1610	Salaries Expense: Substitutes Professional Development	0	0.00	900	0.00
24162	1000	51300	1411	Additional Compensation: Teachers-Grades 1-12	0	0.00	18,000	0.00
24162	1000	53330	0000	Professional Development	0	0.00	46,000	0.00
24162	1000	56118	0000	General Supplies and Materials	0	0.00	5,100	0.00
24162	1000			Total: Instruction	0	0.00	70,000	0.00
24162				Total: Title I School Improvement	0	0.00	70,000	0.00
24174				Carl D Perkins Secondary - Current				
24174	1000			Instruction				
24174	1000	51100	1610	Salaries Expense: Substitutes Professional Development	0	0.00	2,000	0.00
24174	1000	51300	1415	Additional Compensation: Teachers-Vocational and Technical	0	0.00	2,000	0.00
24174	1000	52111	0000	Educational Retirement	0	0.00	556	0.00
24174	1000	52112	0000	ERA - Retiree Health	0	0.00	80	0.00
24174	1000	52210	0000	FICA Payments	0	0.00	248	0.00
24174	1000	52220	0000	Medicare Payments	0	0.00	58	0.00
24174	1000	53330	0000	Professional Development	0	0.00	21,000	0.00
24174	1000	54311	0000	Maintenance & Repair - Furniture/Fixtures/Equipment	0	0.00	500	0.00
24174	1000	56113	0000	Software	0	0.00	5,525	0.00
24174	1000	56118	0000	General Supplies and Materials	0	0.00	14,972	0.00
24174	1000	57331	0000	Fixed Assets (more than \$5,000)	0	0.00	56,515	0.00
24174	1000	57332	0000	Supply Assets (\$5,000 or less)	0	0.00	45,600	0.00
24174	1000			Total: Instruction	0	0.00	149,054	0.00
24174	2000			Support Services				

State of New Mexico
Public School Operating Budget
Expenditure Detail with Job Class

Budget Name: Alamogordo 2016-2017					Estimated Amt	Estimated FTE	Projected Amt	Projected FTE
FD	FN	OBJ	JOB	Description				
24174	2100			Support Services-Students				
24174	2100	53330	0000	Professional Development	0	0.00	2,000	0.00
24174	2100			Total: Support Services-Students	0	0.00	2,000	0.00
24174	2300			Support Services-General Administration				
24174	2300	53330	0000	Professional Development	0	0.00	1,000	0.00
24174	2300	53713	0000	Indirect Costs – Program Administration	0	0.00	6,640	0.00
24174	2300			Total: Support Services-General Administration	0	0.00	7,640	0.00
24174	2400			Support Services-School Administration				
24174	2400	53330	0000	Professional Development	0	0.00	2,500	0.00
24174	2400			Total: Support Services-School Administration	0	0.00	2,500	0.00
24174	2000			Total: Support Services	0	0.00	12,140	0.00
24174				Total: Carl D Perkins Secondary - Current	0	0.00	161,194	0.00
24186				USHHS/CDC School Health				
24186	1000			Instruction				
24186	1000	51300	1411	Additional Compensation: Teachers-Grades 1-12	0	0.00	800	0.00
24186	1000	52210	0000	FICA Payments	0	0.00	50	0.00
24186	1000	52220	0000	Medicare Payments	0	0.00	12	0.00
24186	1000			Total: Instruction	0	0.00	862	0.00
24186				Total: USHHS/CDC School Health	0	0.00	862	0.00
24000				Total: Federal Flow-through Grants	0	0.00	3,536,324	51.52
25000				Federal Direct Grants				
25145				Impact Aid Special Education				
25145	1000			Instruction				
25145	1000	51100	1612	Salaries Expense: Substitutes-Other Leave	55,000	0.00	52,363	0.00
25145	1000	51100	1712	Salaries Expense: Instructional Assistants-Special Education	13,058	2.00	35,000	2.00
25145	1000	51200	1712	Overtime Expense: Instructional Assistants-Special Education	36	0.00	0	0.00
25145	1000	52111	0000	Educational Retirement	10,115	0.00	12,143	0.00
25145	1000	52112	0000	ERA - Retiree Health	1,161	0.00	1,747	0.00
25145	1000	52210	0000	FICA Payments	2,498	0.00	5,416	0.00
25145	1000	52220	0000	Medicare Payments	616	0.00	1,266	0.00
25145	1000	52312	0000	Life	24	0.00	0	0.00
25145	1000	52315	0000	Disability	12	0.00	0	0.00
25145	1000	52720	0000	Workers Compensation Employer's Fee	7	0.00	120	0.00
25145	1000	53330	0000	Professional Development	4,772	0.00	10,000	0.00
25145	1000	53711	0000	Other Charges	136	0.00	500	0.00
25145	1000	54620	0000	Rental - Equipment and Vehicles	88	0.00	500	0.00
25145	1000	56113	0000	Software	280	0.00	5,000	0.00
25145	1000	56118	0000	General Supplies and Materials	9,775	0.00	31,777	0.00
25145	1000	57332	0000	Supply Assets (\$5,000 or less)	6,104	0.00	20,000	0.00
25145	1000			Total: Instruction	103,682	2.00	175,832	2.00
25145	2000			Support Services				
25145	2100			Support Services-Students				
25145	2100	53330	0000	Professional Development	40,953	0.00	2,631	0.00
25145	2100	53414	0000	Other Services	12,712	0.00	30,000	0.00
25145	2100	53711	0000	Other Charges	2,408	0.00	5,000	0.00
25145	2100	54311	0000	Maintenance & Repair - Furniture/Fixtures/Equipment	0	0.00	500	0.00
25145	2100	55813	0000	Employee Travel - Non-Teachers	1,946	0.00	7,000	0.00
25145	2100	56113	0000	Software	853	0.00	2,000	0.00
25145	2100	56118	0000	General Supplies and Materials	15,244	0.00	45,000	0.00
25145	2100	57331	0000	Fixed Assets (more than \$5,000)	6,092	0.00	10,000	0.00
25145	2100	57332	0000	Supply Assets (\$5,000 or less)	358	0.00	2,000	0.00
25145	2100			Total: Support Services-Students	80,566	0.00	104,131	0.00
25145	2300			Support Services-General Administration				
25145	2300	53713	0000	Indirect Costs – Program Administration	16,177	0.00	13,560	0.00
25145	2300			Total: Support Services-General Administration	16,177	0.00	13,560	0.00
25145	2600			Operation & Maintenance of Plant				
25145	2600	54312	0000	Maintenance & Repair - Buildings and Grounds	36	0.00	200	0.00
25145	2600			Total: Operation & Maintenance of Plant	36	0.00	200	0.00

State of New Mexico
Public School Operating Budget
Expenditure Detail with Job Class

Budget Name: Alamogordo 2016-2017					Estimated Amt	Estimated FTE	Projected Amt	Projected FTE
FD	FN	OBJ	JOB	Description				
25145	2000			Total: Support Services	96,779	0.00	117,891	0.00
25145				Total: Impact Aid Special Education	200,461	2.00	293,723	2.00
25153				Title XIX MEDICAID 3/21 Years				
25153	1000			Instruction				
25153	1000	56118	0000	General Supplies and Materials	160	0.00	500	0.00
25153	1000			Total: Instruction	160	0.00	500	0.00
25153	2000			Support Services				
25153	2100			Support Services-Students				
25153	2100	51100	1211	Salaries Expense: Coordinator/Subject Matter Specialist	34,305	0.50	34,306	0.50
25153	2100	51100	1217	Salaries Expense: Secretarial/Clerical/Technical Assistants	43,729	1.50	43,729	1.50
25153	2100	51100	1312	Salaries Expense: Speech Therapists	27,416	0.42	34,004	0.50
25153	2100	51100	1316	Salaries Expense: Audiologists	6,854	0.10	6,854	0.10
25153	2100	51200	1217	Overtime Expense: Secretarial/Clerical/Technical Assistants	708	0.00	525	0.00
25153	2100	51300	1318	Additional Compensation: Specialists	1,925	0.00	0	0.00
25153	2100	52111	0000	Educational Retirement	15,977	0.00	17,166	0.00
25153	2100	52112	0000	ERA - Retiree Health	2,299	0.00	2,470	0.00
25153	2100	52210	0000	FICA Payments	6,402	0.00	7,657	0.00
25153	2100	52220	0000	Medicare Payments	1,497	0.00	1,791	0.00
25153	2100	52311	0000	Health and Medical Premiums	16,695	0.00	18,033	0.00
25153	2100	52312	0000	Life	71	0.00	80	0.00
25153	2100	52313	0000	Dental	890	0.00	899	0.00
25153	2100	52314	0000	Vision	177	0.00	200	0.00
25153	2100	52315	0000	Disability	112	0.00	101	0.00
25153	2100	52720	0000	Workers Compensation Employer's Fee	22	0.00	25	0.00
25153	2100	53212	0000	Speech Therapists - Contracted	200,000	0.00	174,029	0.00
25153	2100	53330	0000	Professional Development	13,282	0.00	14,000	0.00
25153	2100	53414	0000	Other Services	10,800	0.00	10,800	0.00
25153	2100	53711	0000	Other Charges	37,161	0.00	40,000	0.00
25153	2100	54311	0000	Maintenance & Repair - Furniture/Fixtures/Equipment	2,450	0.00	2,600	0.00
25153	2100	54620	0000	Rental - Equipment and Vehicles	2,267	0.00	3,241	0.00
25153	2100	55813	0000	Employee Travel - Non-Teachers	0	0.00	250	0.00
25153	2100	56113	0000	Software	20,333	0.00	21,000	0.00
25153	2100	56118	0000	General Supplies and Materials	3,244	0.00	3,000	0.00
25153	2100	57332	0000	Supply Assets (\$5,000 or less)	265	0.00	500	0.00
25153	2100			Total: Support Services-Students	448,881	2.52	437,260	2.60
25153	2300			Support Services-General Administration				
25153	2300	53713	0000	Indirect Costs - Program Administration	24,217	0.00	19,656	0.00
25153	2300			Total: Support Services-General Administration	24,217	0.00	19,656	0.00
25153	2000			Total: Support Services	473,098	2.52	456,916	2.60
25153				Total: Title XIX MEDICAID 3/21 Years	473,258	2.52	457,416	2.60
25179				ALAMO DOD				
25179	1000			Instruction				
25179	1000	53330	0000	Professional Development	0	0.00	10,000	0.00
25179	1000	55817	0000	Student Travel	0	0.00	8,090	0.00
25179	1000	56118	0000	General Supplies and Materials	0	0.00	20,340	0.00
25179	1000			Total: Instruction	0	0.00	38,430	0.00
25179	2000			Support Services				
25179	2100			Support Services-Students				
25179	2100	53330	0000	Professional Development	0	0.00	5,000	0.00
25179	2100	56118	0000	General Supplies and Materials	1,000	0.00	0	0.00
25179	2100			Total: Support Services-Students	1,000	0.00	5,000	0.00
25179	2400			Support Services-School Administration				
25179	2400	51300	1112	Additional Compensation: Principals	10,000	0.00	10,000	0.00
25179	2400	52111	0000	Educational Retirement	1,390	0.00	1,390	0.00
25179	2400	52112	0000	ERA - Retiree Health	200	0.00	200	0.00
25179	2400	52210	0000	FICA Payments	597	0.00	597	0.00
25179	2400	52220	0000	Medicare Payments	140	0.00	140	0.00
25179	2400	52720	0000	Workers Compensation Employer's Fee	2	0.00	2	0.00

State of New Mexico
Public School Operating Budget
Expenditure Detail with Job Class

Budget Name: Alamogordo 2016-2017					Estimated Amt	Estimated FTE	Projected Amt	Projected FTE
FD	FN	OBJ	JOB	Description				
25179	2400	53330	0000	Professional Development	0	0.00	10,000	0.00
25179	2400			Total: Support Services-School Administration	12,329	0.00	22,329	0.00
25179	2000			Total: Support Services	13,329	0.00	27,329	0.00
25179				Total: ALAMO DOD	13,329	0.00	65,759	0.00
25254				DOD Education Activity				
25254	1000			Instruction				
25254	1000	51100	1610	Salaries Expense: Substitutes Professional Development	0	0.00	73,335	0.00
25254	1000	51300	1411	Additional Compensation: Teachers-Grades 1-12	0	0.00	30,000	0.00
25254	1000	52111	0000	Educational Retirement	0	0.00	14,334	0.00
25254	1000	52112	0000	ERA - Retiree Health	0	0.00	2,067	0.00
25254	1000	52210	0000	FICA Payments	0	0.00	6,407	0.00
25254	1000	52220	0000	Medicare Payments	0	0.00	1,498	0.00
25254	1000	52720	0000	Workers Compensation Employer's Fee	0	0.00	30	0.00
25254	1000	53330	0000	Professional Development	0	0.00	245,000	0.00
25254	1000	56118	0000	General Supplies and Materials	0	0.00	3,826	0.00
25254	1000			Total: Instruction	0	0.00	376,497	0.00
25254	2000			Support Services				
25254	2100			Support Services-Students				
25254	2100	51100	1211	Salaries Expense: Coordinator/Subject Matter Specialist	0	0.00	32,774	1.00
25254	2100	51200	1211	Overtime Expense: Coordinator/Subject Matter Specialist	0	0.00	500	0.00
25254	2100	52111	0000	Educational Retirement	0	0.00	4,625	0.00
25254	2100	52112	0000	ERA - Retiree Health	0	0.00	665	0.00
25254	2100	52210	0000	FICA Payments	0	0.00	2,063	0.00
25254	2100	52220	0000	Medicare Payments	0	0.00	483	0.00
25254	2100	52312	0000	Life	0	0.00	30	0.00
25254	2100	52720	0000	Workers Compensation Employer's Fee	0	0.00	10	0.00
25254	2100			Total: Support Services-Students	0	0.00	41,150	1.00
25254	2200			Support Services-Instruction				
25254	2200	53414	0000	Other Services	0	0.00	85,000	0.00
25254	2200	55813	0000	Employee Travel - Non-Teachers	0	0.00	300	0.00
25254	2200			Total: Support Services-Instruction	0	0.00	85,300	0.00
25254	2000			Total: Support Services	0	0.00	126,450	1.00
25254				Total: DOD Education Activity	0	0.00	502,947	1.00
25000				Total: Federal Direct Grants	687,048	4.52	1,319,845	5.60
27000				State Flow-through Grants				
27107				2012 GOBond Student Library SB-66				
27107	2000			Support Services				
27107	2200			Support Services-Instruction				
27107	2200	56114	0000	Library And Audio-Visual	28,717	0.00	34,212	0.00
27107	2200			Total: Support Services-Instruction	28,717	0.00	34,212	0.00
27107	2000			Total: Support Services	28,717	0.00	34,212	0.00
27107				Total: 2012 GOBond Student Library SB-66	28,717	0.00	34,212	0.00
27166				Kindergarten-Three Plus				
27166	1000			Instruction				
27166	1000	51100	1411	Salaries Expense: Teachers-Grades 1-12	0	0.00	27,794	5.00
27166	1000	51100	1412	Salaries Expense: Teachers- Special Education	0	0.00	6,313	1.00
27166	1000	51100	1413	Salaries Expense: Teachers-Early Childhood Ed	0	0.00	6,480	1.00
27166	1000	51100	1711	Salaries Expense: Instructional Assistants-Grades 1-12	0	0.00	2,373	1.00
27166	1000	51100	1712	Salaries Expense: Instructional Assistants-Special Education	0	0.00	9,787	4.00
27166	1000	52111	0000	Educational Retirement	0	0.00	7,332	0.00
27166	1000	52112	0000	ERA - Retiree Health	0	0.00	1,055	0.00
27166	1000	52210	0000	FICA Payments	0	0.00	3,270	0.00
27166	1000	52220	0000	Medicare Payments	0	0.00	765	0.00
27166	1000	55817	0000	Student Travel	0	0.00	305	0.00
27166	1000	56118	0000	General Supplies and Materials	0	0.00	2,558	0.00
27166	1000			Total: Instruction	0	0.00	68,032	12.00
27166	2000			Support Services				
27166	2100			Support Services-Students				

State of New Mexico
Public School Operating Budget
Expenditure Detail with Job Class

Budget Name: Alamogordo 2016-2017					Estimated Amt	Estimated FTE	Projected Amt	Projected FTE
FD	FN	OBJ	JOB	Description				
27166	2100	51100	1214	Salaries Expense: Guidance Counselors/Social Workers	0	0.00	4,164	1.00
27166	2100	51100	1215	Salaries Expense: Registered Nurses	0	0.00	5,516	1.00
27166	2100	52111	0000	Educational Retirement	0	0.00	1,296	0.00
27166	2100	52112	0000	ERA - Retiree Health	0	0.00	186	0.00
27166	2100	52210	0000	FICA Payments	0	0.00	578	0.00
27166	2100	52220	0000	Medicare Payments	0	0.00	135	0.00
27166	2100			Total: Support Services-Students	0	0.00	11,875	2.00
27166	2400			Support Services-School Administration				
27166	2400	51100	1112	Salaries Expense: Principals	0	0.00	7,048	1.00
27166	2400	52111	0000	Educational Retirement	0	0.00	980	0.00
27166	2400	52112	0000	ERA - Retiree Health	0	0.00	141	0.00
27166	2400	52210	0000	FICA Payments	0	0.00	437	0.00
27166	2400	52220	0000	Medicare Payments	0	0.00	102	0.00
27166	2400			Total: Support Services-School Administration	0	0.00	8,708	1.00
27166	2700			Student Transportation				
27166	2700	55112	0000	Transportation Contractors	0	0.00	29,700	0.00
27166	2700			Total: Student Transportation	0	0.00	29,700	0.00
27166	2000			Total: Support Services	0	0.00	50,283	3.00
27166				Total: Kindergarten-Three Plus	0	0.00	118,315	15.00
27000				Total: State Flow-through Grants	28,717	0.00	152,527	15.00
28000				State Direct Grants				
28190				GRADS - Instruction				
28190	1000			Instruction				
28190	1000	51100	1416	Salaries Expense: Teachers-Other Instruction	8,950	0.26	0	0.00
28190	1000	51100	1610	Salaries Expense: Substitutes Professional Development	60	0.00	0	0.00
28190	1000	52111	0000	Educational Retirement	1,243	0.00	0	0.00
28190	1000	52112	0000	ERA - Retiree Health	179	0.00	0	0.00
28190	1000	52210	0000	FICA Payments	512	0.00	0	0.00
28190	1000	52220	0000	Medicare Payments	120	0.00	0	0.00
28190	1000	52720	0000	Workers Compensation Employer's Fee	2	0.00	0	0.00
28190	1000	53330	0000	Professional Development	21	0.00	100	0.00
28190	1000	53711	0000	Other Charges	0	0.00	400	0.00
28190	1000	55817	0000	Student Travel	200	0.00	500	0.00
28190	1000	55818	0000	Other Travel - Non-Employees	17	0.00	0	0.00
28190	1000	56118	0000	General Supplies and Materials	0	0.00	700	0.00
28190	1000	57332	0000	Supply Assets (\$5,000 or less)	0	0.00	59	0.00
28190	1000			Total: Instruction	11,304	0.26	1,759	0.00
28190				Total: GRADS - Instruction	11,304	0.26	1,759	0.00
28000				Total: State Direct Grants	11,304	0.26	1,759	0.00
29000				Combined State/Local Grants				
29102				Private Dir Grants (Categorical)				
29102	3000			Operation of Non-Instructional Services				
29102	3100			Food Services Operations				
29102	3100	56118	0000	General Supplies and Materials	0	0.00	2,567	0.00
29102	3100			Total: Food Services Operations	0	0.00	2,567	0.00
29102	3000			Total: Operation of Non-Instructional Services	0	0.00	2,567	0.00
29102				Total: Private Dir Grants (Categorical)	0	0.00	2,567	0.00
29000				Total: Combined State/Local Grants	0	0.00	2,567	0.00
31100				Bond Building				
31100	4000			Capital Outlay				
31100	4000	53414	0000	Other Services	724,874	0.00	600,000	0.00
31100	4000	54500	0000	Construction Services	3,634,140	0.00	7,108,608	0.00
31100	4000	56113	0000	Software	8,309	0.00	20,000	0.00
31100	4000	57111	0000	Land	0	0.00	100,000	0.00
31100	4000	57112	0000	Land Improvements	60,975	0.00	400,000	0.00
31100	4000	57331	0000	Fixed Assets (more than \$5,000)	33,760	0.00	100,000	0.00
31100	4000	57332	0000	Supply Assets (\$5,000 or less)	85,985	0.00	100,000	0.00
31100	4000			Total: Capital Outlay	4,548,043	0.00	8,428,608	0.00

State of New Mexico
Public School Operating Budget
Expenditure Detail with Job Class

Budget Name: Alamogordo 2016-2017					Estimated Amt	Estimated FTE	Projected Amt	Projected FTE
FD	FN	OBJ	JOB	Description				
31100				Total: Bond Building	4,548,043	0.00	8,428,608	0.00
31700				Capital Improvements SB-9				
31700	2000			Support Services				
31700	2300			Support Services-General Administration				
31700	2300	53712	0000	County Tax Collection Costs	14,189	0.00	0	0.00
31700	2300			Total: Support Services-General Administration	14,189	0.00	0	0.00
31700	2000			Total: Support Services	14,189	0.00	0	0.00
31700	4000			Capital Outlay				
31700	4000	53330	0000	Professional Development	4,000	0.00	0	0.00
31700	4000	54315	0000	Maintenance & Repair - Bldgs/Grnds/Equipment (SB-9)	1,124,610	0.00	0	0.00
31700	4000	54500	0000	Construction Services	686,151	0.00	0	0.00
31700	4000	56113	0000	Software	1,785	0.00	0	0.00
31700	4000	56118	0000	General Supplies and Materials	584,423	0.00	0	0.00
31700	4000	57112	0000	Land Improvements	834,108	0.00	0	0.00
31700	4000	57331	0000	Fixed Assets (more than \$5,000)	99,914	0.00	0	0.00
31700	4000	57332	0000	Supply Assets (\$5,000 or less)	117,282	0.00	0	0.00
31700	4000			Total: Capital Outlay	3,452,273	0.00	0	0.00
31700				Total: Capital Improvements SB-9	3,466,462	0.00	0	0.00
31701				Capital Improvements SB-9 Local				
31701	2000			Support Services				
31701	2300			Support Services-General Administration				
31701	2300	53712	0000	County Tax Collection Costs	0	0.00	16,000	0.00
31701	2300			Total: Support Services-General Administration	0	0.00	16,000	0.00
31701	2000			Total: Support Services	0	0.00	16,000	0.00
31701	4000			Capital Outlay				
31701	4000	53330	0000	Professional Development	0	0.00	2,000	0.00
31701	4000	54315	0000	Maintenance & Repair - Bldgs/Grnds/Equipment (SB-9)	0	0.00	583,545	0.00
31701	4000	54500	0000	Construction Services	0	0.00	175,204	0.00
31701	4000	56113	0000	Software	0	0.00	4,000	0.00
31701	4000	56118	0000	General Supplies and Materials	0	0.00	300,000	0.00
31701	4000	57112	0000	Land Improvements	0	0.00	600,000	0.00
31701	4000	57311	0000	Vehicles General	0	0.00	40,000	0.00
31701	4000	57331	0000	Fixed Assets (more than \$5,000)	0	0.00	40,000	0.00
31701	4000	57332	0000	Supply Assets (\$5,000 or less)	0	0.00	20,000	0.00
31701	4000			Total: Capital Outlay	0	0.00	1,764,749	0.00
31701				Total: Capital Improvements SB-9 Local	0	0.00	1,780,749	0.00
31900				Ed. Technology Equipment Act				
31900	4000			Capital Outlay				
31900	4000	53414	0000	Other Services	77,801	0.00	0	0.00
31900	4000	54315	0000	Maintenance & Repair - Bldgs/Grnds/Equipment (SB-9)	137,146	0.00	90,000	0.00
31900	4000	54416	0000	Communication Services	0	0.00	100,000	0.00
31900	4000	56113	0000	Software	45,675	0.00	0	0.00
31900	4000	56118	0000	General Supplies and Materials	43,295	0.00	10,000	0.00
31900	4000	57331	0000	Fixed Assets (more than \$5,000)	64,997	0.00	50,000	0.00
31900	4000	57332	0000	Supply Assets (\$5,000 or less)	383,093	0.00	28,654	0.00
31900	4000			Total: Capital Outlay	752,007	0.00	278,654	0.00
31900				Total: Ed. Technology Equipment Act	752,007	0.00	278,654	0.00
41000				Debt Services				
41000	2000			Support Services				
41000	2300			Support Services-General Administration				
41000	2300	53712	0000	County Tax Collection Costs	33,765	0.00	43,000	0.00
41000	2300			Total: Support Services-General Administration	33,765	0.00	43,000	0.00
41000	2000			Total: Support Services	33,765	0.00	43,000	0.00
41000	5000			Debt Service				
41000	5000	58214	0000	Debt Service Reserve	0	0.00	3,002,355	0.00
41000	5000	58311	0000	Bond Principal Payment	3,470,000	0.00	3,475,000	0.00
41000	5000	58322	0000	Bond Interest Payment	787,065	0.00	722,070	0.00
41000	5000			Total: Debt Service	4,257,065	0.00	7,199,425	0.00

State of New Mexico
Public School Operating Budget
Expenditure Detail with Job Class

Budget Name: Alamogordo 2016-2017

FD	FN	OBJ	JOB	Description	Estimated Amt	Estimated FTE	Projected Amt	Projected FTE
41000				Total: Debt Services	4,290,830	0.00	7,242,425	0.00
43000				Total Ed. Tech. Debt Services Sub-Fund				
43000	2000			Support Services				
43000	2300			Support Services-General Administration				
43000	2300	53712	0000	County Tax Collection Costs	2,775	0.00	4,500	0.00
43000	2300			Total: Support Services-General Administration	2,775	0.00	4,500	0.00
43000	2000			Total: Support Services	2,775	0.00	4,500	0.00
43000	5000			Debt Service				
43000	5000	58214	0000	Debt Service Reserve	0	0.00	324,847	0.00
43000	5000	58311	0000	Bond Principal Payment	270,000	0.00	365,000	0.00
43000	5000	58322	0000	Bond Interest Payment	33,638	0.00	28,232	0.00
43000	5000			Total: Debt Service	303,638	0.00	718,079	0.00
43000				Total: Total Ed. Tech. Debt Services Sub-Fund	306,413	0.00	722,579	0.00
				Total: Expenditure	61,890,437	731.01	71,620,977	792.35

2015-2016 Estimated SEG

 DISTRICT: Alamogordo Public School

 PED NO: 046

CHARTER: _____

 COUNTY: Otero

 Is this a Charter School?

Program Cost <small>(From the "2015-2016 FINAL FUND PROG COST" spreadsheet included in packet)</small>	\$	39,764,868.34
(NOT State Equalization Guarantee)		

Receipts from Prior Fiscal Year	June Only @ 100%
--	-------------------------

Tax Levy: 41110; 41113; 41114	\$	70,297.01
Impact Aid: 44103	\$	0.00
Forest Reserve: 44204	\$	210,113.98
(from PED 930F - 2014-2015 Final Reports)		

Sub-Total June 2015 Receipts	\$	280,410.99
-------------------------------------	----	------------

Total receipts from 3rd qtr. Receipts report (through March 2016)	\$	@ 100%
--	----	---------------

Tax Levy: 41110; 41113; 41114	\$	187,685.38
Impact Aid: 44103	\$	759,770.26
Forest Reserve: 44204	\$	202,406.65
(from March 2016 Period Report)		

Sub-Total July 2015 through March 2016 Receipts	\$	1,149,862.29
--	----	--------------

Receipts estimated (or actual) through May, 2016:	\$	@ 100%
--	----	---------------

Tax Levy: 41110; 41113; 41114	\$	34,915.00
<small>(Divide "Receipts-to-Date" by 9 and Multiply by 2)</small>		
<small>(verify Tax Levy through County Treasurer(s))</small>		
Impact Aid: 44103	\$	0.00
<small>(District should use the best available information.)</small>		
Forest Reserve: 44204	\$	0.00
<small>(District should use the best available information.)</small>		
<small>(DO NOT include an amount here if included in Receipts through March)</small>		
Sub-Total est. Receipts through May 2016		\$ 34,915.00

Grand Total of All Receipts	\$	<u><u>1,465,188.28</u></u>
------------------------------------	----	----------------------------

75% of All Receipts:	\$	1,098,891.21
ENERGY EFFICIENCY ACT	\$	0.00
ENERGY EFFICIENCY & RENEWABLE ENERGY ACT	\$	0.00
CASH BALANCE CREDIT	\$	0.00
LESS: 2% Administrative Fee kept by District/Public Ed. Comm. (PEC) (if applicable)		0.00

NOTE: 2% only applies to Charter Schools; this number should be "0" for districts!!
--

STATE EQUALIZATION GUARANTEE (43101):	\$	38,665,977.13
--	----	----------------------

Enter SEG amount on
Estimated Revenue

**PROPOSED OPERATING BUDGET CASH BALANCE
FOR 2016-2017
OPERATIONAL SUB-FUND ONLY
DISTRICT**

RESTRICTED AND UNRESTRICTED CASH BALANCE

AUDITED CASH BALANCE 6-30-15 : Amount will be obtained from the Audited Balance Sheet (Cash, Cash Equivalent, or Cash on Deposit, plus Investments.)	+	\$6,970,471.00
INCLUDE OUTSTANDING LOANS AS OF JUNE 30, 2015	-	\$1,009,856.00
TOTAL CASH BALANCE 6-30-15		\$5,960,615.00
ESTIMATED TOTAL OPERATIONAL REVENUE 2015-2016 from OBMS (Excluding Cash Balance) :	+	\$40,269,528.00
ESTIMATED TOTAL OPERATIONAL EXPENDITURES 2015-2016 from OBMS:	-	(\$42,713,926.00)
PERMANENT CASH TRANSFERS (2015-2016 fiscal year)	+/-	\$0.00
TOTAL PROPOSED OPERATIONAL CASH BALANCE:	=	\$3,516,217.00
RESTRICTED 75% CREDITS (11112):		
Enter the June 75% estimated from the June 30, 2015 75% Credit Data (Form 930F) provided in the workbook	-	\$52,722.00
PROPOSED UNRESTRICTED OPER. CASH BALANCE (11111):	=	\$3,463,495.00

DISTRICT: Alamogordo Public Schools
PED NO: 046

NEW MEXICO STATE DEPARTMENT OF EDUCATION - BONDED INDEBTEDNESS RETIREMENT SCHEDULE

District: Alamogordo	County: Otero	46	Financial Advisor: Charles E. Casey
Original Amount of Issue: \$1,330,000	Date of issue: 08/23/11	First Coupon: 02/01/12	First Maturity: 08/01/12
Number of days between date of issue and first payment: 106	Accrued Interest and Premium Paid to District:	Certified Correct: <i>Charles E. Casey</i>	Date: 08/23/11

ANNUAL PRINCIPAL			SEMI-ANNUAL INTEREST		PRINCIPAL		INTEREST	
Due Date	Amount Due	Interest Rate	Due Date	Amount Due	Redeemed To Date	Outstanding To Date	Paid To Date	Outstanding To Date
08/01/12	125,000	1.450%	02/01/12	10,293.04	125,000.00	1,330,000.00	10,293.04	67,906.25
			08/01/12	11,726.25				
08/01/13	275,000	1.400%	02/01/13	10,820.00	125,000.00	1,205,000.00	32,839.29	45,360.00
			08/01/13	10,820.00	400,000.00	930,000.00	43,659.29	34,540.00
08/01/14	440,000	1.600%	02/01/14	8,895.00	400,000.00	930,000.00	52,554.29	25,645.00
			08/01/14	8,895.00	840,000.00	490,000.00	61,449.29	16,750.00
08/01/15	250,000	1.900%	02/01/15	5,375.00	840,000.00	490,000.00	66,824.29	11,375.00
			08/01/15	5,375.00	1,090,000.00	240,000.00	72,199.29	6,000.00
08/01/16	240,000	2.500%	02/01/16	3,000.00	1,090,000.00	240,000.00	75,199.29	3,000.00
			08/01/16	3,000.00	1,330,000.00	78,199.29		
Totals:	\$1,330,000			\$78,199.29				

Bond Advising Company: Casey Financial Consulting
 PO Box 56635
 Albuquerque, NM 87187-6635
 505-898-3165

23-Aug-11
 04:56 PM

Callable: Non-callable
 Paying Agent/Register:
 The Bank of Albuquerque, N.A.
 Corporate Trust Department
 201 3rd St. NW, Suite 1400
 Albuquerque, NM 87102
 (505) 222-8457

SDE 996

EDUCATION TECHNOLOGY

NEW MEXICO STATE DEPARTMENT OF EDUCATION - BONDED INDEBTEDNESS RETIREMENT SCHEDULE								
District:	Alamogordo	County:	Otero	46	Financial Advisor:	Charles E. Casey		
Original Amount of Issue:	\$1,500,000	Date of issue:	10/21/14		First Coupon:	02/01/15	First Maturity:	08/01/15
Number of days between date of issue and first payment:	106	Accrued Interest and Premium Paid to District:	\$27,808.15		Certified Correct:	Date: 10/21/14		
ANNUAL PRINCIPAL		SEMI-ANNUAL INTEREST		PRINCIPAL		INTEREST		
Due Date	Amount Due	Interest Rate	Due Date	Amount Due	Redeemed To Date	Outstanding To Date	Paid To Date	Outstanding To Date
08/01/15	20,000	1.000%	02/01/15	7,045.14		1,500,000.00	7,045.14	98,043.75
			08/01/15	12,681.25	20,000.00	1,480,000.00	19,726.39	85,362.50
08/01/16	125,000	0.050%	02/01/16	12,581.25	20,000.00	1,480,000.00	32,307.64	72,781.25
			08/01/16	12,581.25	145,000.00	1,355,000.00	44,888.89	60,200.00
08/01/17	200,000	1.000%	02/01/17	12,550.00	145,000.00	1,355,000.00	57,438.89	47,650.00
			08/01/17	12,550.00	345,000.00	1,155,000.00	69,988.89	35,100.00
08/01/18	555,000	2.000%	02/01/18	11,550.00	345,000.00	1,155,000.00	81,538.89	23,550.00
			08/01/18	11,550.00	900,000.00	600,000.00	93,088.89	12,000.00
08/01/19	600,000	2.000%	02/01/19	6,000.00	900,000.00	600,000.00	99,088.89	6,000.00
			08/01/19	6,000.00	1,500,000.00		105,088.89	
Totals:	\$1,500,000			\$105,088.89				

Bond Advising Company: Casey Financial Consulting
 PO Box 56635
 Albuquerque, NM 87187-6635
 505-898-3165

21-Oct-14
 10:13 PM

Callable: Non-callable
 Paying Agent/Register: The Bank of Albuquerque, N.A.
 Corporate Trust Department
 201 3rd St. NW, Suite 1400
 Albuquerque, NM 87102
 (505) 222-8447

SDE 996

EDUCATION TECHNOLOGY

NEW MEXICO STATE DEPARTMENT OF EDUCATION - BONDED INDEBTEDNESS RETIREMENT SCHEDULE

District: Alamogordo	County: Otero	46	Financial Advisor: Charles E. Casey
Original Amount of Issue: \$6,000,000	Date of issue: 04/21/09	First Coupon: 02/01/10	First Maturity: 08/01/11
Number of days between date of issue and first payment: 106	Accrued Interest and Premium Paid to District: \$103,574.00	Certified Correct:	Date: 04/21/09

ANNUAL PRINCIPAL			SEMI-ANNUAL INTEREST		PRINCIPAL		INTEREST	
Due Date	Amount Due	Interest Rate	Due Date	Amount Due	Redeemed To Date	Outstanding To Date	Paid To Date	Outstanding To Date
08/01/10			02/01/10	157,888.89		6,000,000.00	157,888.89	1,286,000.00
			08/01/10	101,500.00		6,000,000.00	259,388.89	1,184,500.00
08/01/11	500,000	3.000%	02/01/11	101,500.00		6,000,000.00	360,888.89	1,083,000.00
			08/01/11	101,500.00	500,000.00	5,500,000.00	462,388.89	981,500.00
08/01/12	500,000	3.000%	02/01/12	94,000.00	500,000.00	5,500,000.00	556,388.89	887,500.00
			08/01/12	94,000.00	1,000,000.00	5,000,000.00	650,388.89	793,500.00
08/01/13	500,000	3.000%	02/01/13	86,500.00	1,000,000.00	5,000,000.00	736,888.89	707,000.00
			08/01/13	86,500.00	1,500,000.00	4,500,000.00	823,388.89	620,500.00
08/01/14	650,000	3.000%	02/01/14	79,000.00	1,500,000.00	4,500,000.00	902,388.89	541,500.00
			08/01/14	79,000.00	2,150,000.00	3,850,000.00	981,388.89	462,500.00
08/01/15	750,000	3.000%	02/01/15	69,250.00	2,150,000.00	3,850,000.00	1,050,638.89	393,250.00
			08/01/15	69,250.00	2,900,000.00	3,100,000.00	1,119,888.89	324,000.00
08/01/16	800,000	3.500%	02/01/16	58,000.00	2,900,000.00	3,100,000.00	1,177,888.89	266,000.00
			08/01/16	58,000.00	3,700,000.00	2,300,000.00	1,235,888.89	208,000.00
08/01/17	800,000	3.500%	02/01/17	44,000.00	3,700,000.00	2,300,000.00	1,279,888.89	164,000.00
			08/01/17	44,000.00	4,500,000.00	1,500,000.00	1,323,888.89	120,000.00
08/01/18	500,000	4.000%	02/01/18	30,000.00	4,500,000.00	1,500,000.00	1,353,888.89	90,000.00
			08/01/18	30,000.00	5,000,000.00	1,000,000.00	1,383,888.89	60,000.00
08/01/19	500,000	4.000%	02/01/19	20,000.00	5,000,000.00	1,000,000.00	1,403,888.89	40,000.00
			08/01/19	20,000.00	5,500,000.00	500,000.00	1,423,888.89	20,000.00
08/01/20	500,000	4.000%	02/01/20	10,000.00	5,500,000.00	500,000.00	1,433,888.89	10,000.00
			08/01/20	10,000.00	6,000,000.00		1,443,888.89	
Totals:	\$6,000,000			\$1,443,888.89				

Bond Advising Company: Casey Financial Consulting
 PO Box 56635
 Albuquerque, NM 87187-6635
 505-898-3165

21-Apr-09
 04:33 PM

Callable: August 1, 2018 at par.
 Paying Agent/Register:
 Alamogordo Municipal School District No. 1
 1211 Hawaii Ave.
 Alamogordo, NM 88310
 575-812-6000

SDE 996

NEW MEXICO STATE DEPARTMENT OF EDUCATION - BONDED INDEBTEDNESS RETIREMENT SCHEDULE									
District:	Alamogordo	County:	Otero	46	Financial Advisor:	Charles E. Casey			
Original Amount of Issue:	\$10,000,000	Date of issue:	01/18/11	First Coupon:	08/01/11	First Maturity:	08/01/12		
Number of days between date of issue and first payment:	106	Accrued Interest and Premium Paid to District:	\$152,060.00	Certified Correct:				Date:	01/18/11
ANNUAL PRINCIPAL			SEMI-ANNUAL INTEREST		PRINCIPAL		INTEREST		
Due Date	Amount Due	Interest Rate	Due Date	Amount Due	Redeemed To Date	Outstanding To Date	Paid To Date	Outstanding To Date	
08/01/11			02/01/11			10,000,000.00		2,300,056.60	
			08/01/11	166,931.60		10,000,000.00	166,931.60	2,133,125.00	
08/01/12	425,000	2.000%	02/01/12	155,687.50		10,000,000.00	322,619.10	1,977,437.50	
			08/01/12	155,687.50	425,000.00	9,575,000.00	478,306.60	1,821,750.00	
08/01/13	700,000	2.000%	02/01/13	151,437.50	425,000.00	9,575,000.00	629,744.10	1,670,312.50	
			08/01/13	151,437.50	1,125,000.00	8,875,000.00	781,181.60	1,518,875.00	
08/01/14	225,000	2.000%	02/01/14	144,437.50	1,125,000.00	8,875,000.00	925,619.10	1,374,437.50	
			08/01/14	144,437.50	1,350,000.00	8,650,000.00	1,070,056.60	1,230,000.00	
08/01/15	850,000	2.500%	02/01/15	142,187.50	1,350,000.00	8,650,000.00	1,212,244.10	1,087,812.50	
			08/01/15	142,187.50	2,200,000.00	7,800,000.00	1,354,431.60	945,625.00	
08/01/16	1,300,000	2.500%	02/01/16	131,562.50	2,200,000.00	7,800,000.00	1,485,994.10	814,062.50	
			08/01/16	131,562.50	3,500,000.00	6,500,000.00	1,617,556.60	682,500.00	
08/01/17	1,500,000	3.000%	02/01/17	115,312.50	3,500,000.00	6,500,000.00	1,732,869.10	567,187.50	
			08/01/17	115,312.50	5,000,000.00	5,000,000.00	1,848,181.60	451,875.00	
08/01/18	1,000,000	4.000%	02/01/18	92,812.50	5,000,000.00	5,000,000.00	1,940,994.10	359,062.50	
			08/01/18	92,812.50	6,000,000.00	4,000,000.00	2,033,806.60	266,250.00	
08/01/19	1,500,000	4.000%	02/01/19	72,812.50	6,000,000.00	4,000,000.00	2,106,619.10	193,437.50	
			08/01/19	72,812.50	7,500,000.00	2,500,000.00	2,179,431.60	120,625.00	
08/01/20	1,500,000	3.375%	02/01/20	42,812.50	7,500,000.00	2,500,000.00	2,222,244.10	77,812.50	
			08/01/20	42,812.50	9,000,000.00	1,000,000.00	2,265,056.60	35,000.00	
08/01/21	1,000,000	3.500%	02/01/21	17,500.00	9,000,000.00	1,000,000.00	2,282,556.60	17,500.00	
			08/01/21	17,500.00	10,000,000.00		2,300,056.60		
Totals:	\$10,000,000			\$2,300,056.60					

Bond Advising Company: Casey Financial Consulting
 PO Box 56635
 Albuquerque, NM 87187-6635
 505-898-3165

18-Jan-11
 08:40 AM

Callable: August 1, 2019 at par
 Paying Agent/Register: Alamogordo Municipal School District No. 1
 1211 Hawaii Ave.
 Alamogordo, NM 88310
 575-812-6000

SDE 996

Alamogordo Municipal School District No. 1

General Obligation School Bonds

Series 2012

Debt Service Schedule

Date	Principal	Coupon	Interest	Total P+I
08/01/2012	-	-	-	-
02/01/2013	-	-	71,070.83	71,070.83
08/01/2013	350,000.00	1.500%	57,625.00	407,625.00
02/01/2014	-	-	55,000.00	55,000.00
08/01/2014	350,000.00	1.500%	55,000.00	405,000.00
02/01/2015	-	-	52,375.00	52,375.00
08/01/2015	100,000.00	1.500%	52,375.00	152,375.00
02/01/2016	-	-	51,625.00	51,625.00
08/01/2016	125,000.00	1.500%	51,625.00	176,625.00
02/01/2017	-	-	50,687.50	50,687.50
08/01/2017	25,000.00	1.500%	50,687.50	75,687.50
02/01/2018	-	-	50,500.00	50,500.00
08/01/2018	300,000.00	2.000%	50,500.00	350,500.00
02/01/2019	-	-	47,500.00	47,500.00
08/01/2019	300,000.00	2.000%	47,500.00	347,500.00
02/01/2020	-	-	44,500.00	44,500.00
08/01/2020	450,000.00	2.000%	44,500.00	494,500.00
02/01/2021	-	-	40,000.00	40,000.00
08/01/2021	1,000,000.00	2.000%	40,000.00	1,040,000.00
02/01/2022	-	-	30,000.00	30,000.00
08/01/2022	1,000,000.00	2.000%	30,000.00	1,030,000.00
02/01/2023	-	-	20,000.00	20,000.00
08/01/2023	1,000,000.00	2.000%	20,000.00	1,020,000.00
02/01/2024	-	-	10,000.00	10,000.00
08/01/2024	1,000,000.00	2.000%	10,000.00	1,010,000.00
02/01/2025	-	2.000%	-	-
Total	\$6,000,000.00	-	\$1,033,070.83	\$7,033,070.83

Yield Statistics

Bond Year Dollars	\$52,175.00
Average Life	8.696 Years
Average Coupon	1.9800112%
Net Interest Cost (NIC)	1.8303207%
True Interest Cost (TIC)	1.8143458%
Bond Yield for Arbitrage Purposes	1.7516051%
All Inclusive Cost (AIC)	1.8143458%

IRS Form 8038

Net Interest Cost	1.7419943%
Weighted Average Maturity	8.676 Years

Series 2012 FINAL | SINGLE PURPOSE | 5/16/2012 | 10:47 AM

Alamogordo Municipal School District No. 1

General Obligation School Bonds

Series 2013

Debt Service Schedule

Date	Principal	Coupon	Interest	Total P+I
08/01/2013	240,000.00	2.000%	36,805.56	276,805.56
02/01/2014	-	-	50,600.00	50,600.00
08/01/2014	435,000.00	2.000%	50,600.00	485,600.00
02/01/2015	-	-	46,250.00	46,250.00
08/01/2015	350,000.00	2.000%	46,250.00	396,250.00
02/01/2016	-	-	42,750.00	42,750.00
08/01/2016	225,000.00	2.000%	42,750.00	267,750.00
02/01/2017	-	-	40,500.00	40,500.00
08/01/2017	25,000.00	2.000%	40,500.00	65,500.00
02/01/2018	-	-	40,250.00	40,250.00
08/01/2018	275,000.00	2.000%	40,250.00	315,250.00
02/01/2019	-	-	37,500.00	37,500.00
08/01/2019	300,000.00	2.000%	37,500.00	337,500.00
02/01/2020	-	-	34,500.00	34,500.00
08/01/2020	400,000.00	2.000%	34,500.00	434,500.00
02/01/2021	-	-	30,500.00	30,500.00
08/01/2021	200,000.00	2.000%	30,500.00	230,500.00
02/01/2022	-	-	28,500.00	28,500.00
08/01/2022	550,000.00	2.000%	28,500.00	578,500.00
02/01/2023	-	-	23,000.00	23,000.00
08/01/2023	800,000.00	2.000%	23,000.00	823,000.00
02/01/2024	-	-	15,000.00	15,000.00
08/01/2024	600,000.00	2.500%	15,000.00	615,000.00
02/01/2025	-	-	7,500.00	7,500.00
08/01/2025	600,000.00	2.500%	7,500.00	607,500.00
02/01/2026	-	2.500%	-	-
Total	\$5,000,000.00	-	\$830,505.56	\$5,830,505.56


Yield Statistics

Bond Year Dollars	\$37,971.11
Average Life	7.594 Years
Average Coupon	2.1872037%
Net Interest Cost (NIC)	1.8580061%
True Interest Cost (TIC)	1.8234177%
Bond Yield for Arbitrage Purposes	1.6280816%
All Inclusive Cost (AIC)	1.8234177%

IRS Form 8038

Net Interest Cost	1.7056788%
Weighted Average Maturity	7.592 Years

NEW MEXICO STATE DEPARTMENT OF EDUCATION - BONDED INDEBTEDNESS RETIREMENT SCHEDULE

District: Alamogordo	County: Otero	46	Financial Advisor: Charles E. Casey
Original Amount of Issue: \$5,000,000	Date of issue: 03/25/14	First Coupon: 08/01/14	First Maturity: 08/01/14
Number of days between date of issue and first payment: 126	Accrued Interest and Premium Paid to District: \$30,257.50	Certified Correct: 	Date: 03/25/14

ANNUAL PRINCIPAL			SEMI-ANNUAL INTEREST		PRINCIPAL		INTEREST	
Due Date	Amount Due	Interest Rate	Due Date	Amount Due	Redeemed To Date	Outstanding To Date	Paid To Date	Outstanding To Date
08/01/14	25,000	1.000%	08/01/14	35,048.13	25,000.00	5,000,000.00		929,910.63
			02/01/15	49,943.75	25,000.00	4,975,000.00	35,048.13	894,862.50
08/01/15	350,000	1.000%	08/01/15	49,943.75	375,000.00	4,625,000.00	84,991.88	844,918.75
			02/01/16	48,193.75	375,000.00	4,625,000.00	134,935.63	794,975.00
08/01/16	225,000	1.000%	08/01/16	48,193.75	600,000.00	4,400,000.00	183,129.38	746,781.25
			02/01/17	47,068.75	600,000.00	4,400,000.00	231,323.13	698,587.50
08/01/17	25,000	1.000%	08/01/17	47,068.75	625,000.00	4,375,000.00	278,391.88	651,518.75
			02/01/18	46,943.75	625,000.00	4,375,000.00	325,460.63	604,450.00
08/01/18	225,000	1.000%	08/01/18	46,943.75	850,000.00	4,150,000.00	372,404.38	557,506.25
			02/01/19	45,818.75	850,000.00	4,150,000.00	419,348.13	510,562.50
08/01/19	250,000	2.000%	08/01/19	45,818.75	1,100,000.00	3,900,000.00	465,166.88	464,743.75
			02/01/20	43,318.75	1,100,000.00	3,900,000.00	510,985.63	418,925.00
08/01/20	300,000	2.000%	08/01/20	43,318.75	1,400,000.00	3,600,000.00	554,304.38	375,606.25
			02/01/21	40,318.75	1,400,000.00	3,600,000.00	597,623.13	332,287.50
08/01/21	200,000	2.000%	08/01/21	40,318.75	1,600,000.00	3,400,000.00	637,941.88	291,968.75
			02/01/22	38,318.75	1,600,000.00	3,400,000.00	678,260.63	251,650.00
08/01/22	700,000	2.000%	08/01/22	38,318.75	2,300,000.00	2,700,000.00	716,579.38	213,331.25
			02/01/23	31,318.75	2,300,000.00	2,700,000.00	754,898.13	175,012.50
08/01/23	650,000	2.050%	08/01/23	31,318.75	2,950,000.00	2,050,000.00	786,216.88	143,693.75
			02/01/24	24,656.25	2,950,000.00	2,050,000.00	817,535.63	112,375.00
08/01/24	500,000	2.250%	08/01/24	24,656.25	3,450,000.00	1,550,000.00	842,191.88	87,718.75
			02/01/25	19,031.25	3,450,000.00	1,550,000.00	866,848.13	63,062.50
08/01/25	550,000	2.375%	08/01/25	19,031.25	4,000,000.00	1,000,000.00	885,879.38	44,031.25
			02/01/26	12,500.00	4,000,000.00	1,000,000.00	904,910.63	25,000.00
08/01/26	1,000,000	2.500%	08/01/26	12,500.00	5,000,000.00		917,410.63	12,500.00
Totals:	\$5,000,000			\$929,910.63			929,910.63	

Bond Advising Company: Casey Financial Consulting
 PO Box 56635
 Albuquerque, NM 87187-6635
 505-898-3165

26-Mar-13
 11:23 AM

Callable: August 1, 2022 at par
 Paying Agent/Register: BOKF, N.A. dba Bank of Albuquerque
 Corporate Trust Department
 201 3rd St. NW, Suite 1400
 Albuquerque, NM 87102
 (505) 222-8447

SDE 996

NEW MEXICO STATE DEPARTMENT OF EDUCATION - BONDED INDEBTEDNESS RETIREMENT SCHEDULE

District: Alamogordo	County: Otero	46	Financial Advisor: Charles E. Casey
Original Amount of Issue: \$5,565,000	Date of issue: 03/24/15	First Coupon: 08/01/15	First Maturity: 08/01/15
Number of days between date of issue and first payment: 127	Accrued Interest and Premium Paid to District: \$63,983.27	Certified Correct: <i>Charles E. Casey</i>	Date: 03/27/15

ANNUAL PRINCIPAL			SEMI-ANNUAL INTEREST		PRINCIPAL		INTEREST	
Due Date	Amount Due	Interest Rate	Due Date	Amount Due	Redeemed To Date	Outstanding To Date	Paid To Date	Outstanding To Date
08/01/15	570,000	2.000%	08/01/15	39,429.97	570,000.00	5,565,000.00	39,429.97	529,529.97
			02/01/16	50,185.00	570,000.00	4,995,000.00	89,614.97	490,100.00
08/01/16	800,000	2.000%	08/01/16	50,185.00	1,370,000.00	4,195,000.00	139,799.97	439,915.00
			02/01/17	42,185.00	1,370,000.00	4,195,000.00	181,984.97	389,730.00
08/01/17	775,000	2.000%	08/01/17	42,185.00	2,145,000.00	3,420,000.00	224,169.97	347,545.00
			02/01/18	34,435.00	2,145,000.00	3,420,000.00	258,604.97	305,360.00
08/01/18	645,000	2.000%	08/01/18	34,435.00	2,790,000.00	2,775,000.00	293,039.97	270,925.00
			02/01/19	27,985.00	2,790,000.00	2,775,000.00	321,024.97	236,490.00
08/01/19	345,000	2.000%	08/01/19	27,985.00	3,135,000.00	2,430,000.00	349,009.97	208,505.00
			02/01/20	24,535.00	3,135,000.00	2,430,000.00	373,544.97	180,520.00
08/01/20	500,000	2.000%	08/01/20	24,535.00	3,635,000.00	1,930,000.00	398,079.97	155,985.00
			02/01/21	19,535.00	3,635,000.00	1,930,000.00	417,614.97	131,450.00
08/01/21	200,000	2.000%	08/01/21	19,535.00	3,835,000.00	1,730,000.00	437,149.97	111,915.00
			02/01/22	17,535.00	3,835,000.00	1,730,000.00	454,684.97	92,380.00
08/01/22	375,000	2.000%	08/01/22	17,535.00	4,210,000.00	1,355,000.00	472,219.97	74,845.00
			02/01/23	13,785.00	4,210,000.00	1,355,000.00	486,004.97	57,310.00
08/01/23	385,000	2.000%	08/01/23	13,785.00	4,595,000.00	970,000.00	499,789.97	43,525.00
			02/01/24	9,935.00	4,595,000.00	970,000.00	509,724.97	29,740.00
08/01/24	500,000	2.000%	08/01/24	9,935.00	5,095,000.00	470,000.00	519,659.97	19,805.00
			02/01/25	4,935.00	5,095,000.00	470,000.00	524,594.97	9,870.00
08/01/25	470,000	2.100%	08/01/25	4,935.00	5,565,000.00		529,529.97	4,935.00
Totals:	\$5,565,000			\$529,529.97				

Bond Advising Company: Casey Financial Consulting
 PO Box 56635
 Albuquerque, NM 87187-6635
 505-898-3165

27-Mar-15
 09:01 AM

Callable: August 1, 2023 at par
 Paying Agent/Register: BOKF, N.A. dba Bank of Albuquerque
 Corporate Trust Department
 201 3rd St. NW, Suite 1400
 Albuquerque, NM 87102
 (505) 222-8447

SDE 996

NEW MEXICO STATE DEPARTMENT OF EDUCATION - BONDED INDEBTEDNESS RETIREMENT SCHEDULE

District: Alamogordo	County: Otero	Financial Advisor: Erik Harrigan						
Original Amount of Issue: \$5,000,000	Date of issue: 06/22/16	First Coupon: 02/01/17 First Maturity: 08/01/17						
Number of days between date of issue and first payment: 210	Accrued Interest and Premium Paid to District:	Certified Correct: PROPOSED Date: 04/25/16						
ANNUAL PRINCIPAL		SEMI-ANNUAL INTEREST		PRINCIPAL		INTEREST		
Due Date	Amount Due	Interest Rate	Due Date	Amount Due	Redeemed To Date	Outstanding To Date	Paid To Date	Outstanding To Date
			02/01/17	144,479.17		5,000,000.00	144,479.17	1,674,375.00
08/01/17	725,000	4.750%	08/01/17	118,750.00	725,000.00	4,275,000.00	263,229.17	1,555,625.00
			02/01/18	101,531.25	725,000.00	4,275,000.00	364,760.42	1,454,093.75
08/01/18	300,000	4.750%	08/01/18	101,531.25	1,025,000.00	3,975,000.00	466,291.67	1,352,562.50
			02/01/19	94,406.25	1,025,000.00	3,975,000.00	560,697.92	1,258,156.25
08/01/19	125,000	4.750%	08/01/19	94,406.25	1,150,000.00	3,850,000.00	655,104.17	1,163,750.00
			02/01/20	91,437.50	1,150,000.00	3,850,000.00	746,541.67	1,072,312.50
08/01/20	100,000	4.750%	08/01/20	91,437.50	1,250,000.00	3,750,000.00	837,979.17	980,875.00
			02/01/21	89,062.50	1,250,000.00	3,750,000.00	927,041.67	891,812.50
08/01/21	350,000	4.750%	08/01/21	89,062.50	1,600,000.00	3,400,000.00	1,016,104.17	802,750.00
			02/01/22	80,750.00	1,600,000.00	3,400,000.00	1,096,854.17	722,000.00
08/01/22	450,000	4.750%	08/01/22	80,750.00	2,050,000.00	2,950,000.00	1,177,604.17	641,250.00
			02/01/23	70,062.50	2,050,000.00	2,950,000.00	1,247,666.67	571,187.50
08/01/23	200,000	4.750%	08/01/23	70,062.50	2,250,000.00	2,750,000.00	1,317,729.17	501,125.00
			02/01/24	65,312.50	2,250,000.00	2,750,000.00	1,383,041.67	435,812.50
08/01/24	200,000	4.750%	08/01/24	65,312.50	2,450,000.00	2,550,000.00	1,448,354.17	370,500.00
			02/01/25	60,562.50	2,450,000.00	2,550,000.00	1,508,916.67	309,937.50
08/01/25	450,000	4.750%	08/01/25	60,562.50	2,900,000.00	2,100,000.00	1,569,479.17	249,375.00
			02/01/26	49,875.00	2,900,000.00	2,100,000.00	1,619,354.17	199,500.00
08/01/26	525,000	4.750%	08/01/26	49,875.00	3,425,000.00	1,575,000.00	1,669,229.17	149,625.00
			02/01/27	37,406.25	3,425,000.00	1,575,000.00	1,706,635.42	112,218.75
08/01/27	525,000	4.750%	08/01/27	37,406.25	3,950,000.00	1,050,000.00	1,744,041.67	74,812.50
			02/01/28	24,937.50	3,950,000.00	1,050,000.00	1,768,979.17	49,875.00
08/01/28	525,000	4.750%	08/01/28	24,937.50	4,475,000.00	525,000.00	1,793,916.67	24,937.50
			02/01/29	12,468.75	4,475,000.00	525,000.00	1,806,385.42	12,468.75
08/01/29	525,000	4.750%	08/01/29	12,468.75	5,000,000.00		1,818,854.17	
	5,000,000			1,818,854.17				

Call Options: '8/1/2024 @ par

Bond Advising Company:

RBC Capital Markets
 Suite 110
 6301 Uptown Boulevard, NE
 Albuquerque, New Mexico 87110
 (505) 872-5999

Paying Agent/Register:

Business Manager
 Alamogordo Public Schools
 1211 Hawaii Ave, Alamogordo, NM 88310
 (575)812-60000

25-Apr-16
 12:29 PM

JUL 05 2015

STATE OF NEW MEXICO
PUBLIC EDUCATION DEPARTMENT
300 DON GASPAR
SANTA FE, NEW MEXICO 87501-2786
Telephone (505) 827-5800
www.ped.state.nm.us

HANNA SKANDERA
SECRETARY OF EDUCATION

SUSANA MARTINEZ
GOVERNOR

July 1, 2016

MEMORANDUM

TO: Ms. Adrienne Salas
Ms. Carol Genest

FROM: Vincent Vigil

RE: **APPROVED OPERATING BUDGET FOR 2016–2017**

Pursuant to Section 22-8-11 NMSA 1978, the Public Education Department (PED) has approved the operating budget for Alamogordo Public Schools for the 2016–2017 fiscal year. **Please print and review the budget that was approved in the Operating Budget Management System (OBMS).** Please contact me immediately if you find any discrepancies. If you are budgeting supplemental emergency funds, the funding level is contingent upon a mid-year financial analysis. Enclosed is a copy of your 2016–2017 910B-5 and the 901B-Signature page including PED approval of the 2016-2017 Budget.

Approved operating budgets may not be altered or amended except in compliance with Section 22-8-12 NMSA 1978, which requires an official public meeting of the board, as well as approval, by the PED for budget increases, decreases, or inter-function transfers. Although approval for intra-functions transfers is not required by the PED, these transfers still require local board approval. Section 22-8-11 requires the establishment of the budget authority prior to the expenditure of funds. Budget maintenance must occur throughout the fiscal year. Should you require assistance in this process, please contact me.

Your assistance in ensuring the timely submission of all required reports in the coming year is appreciated. Please remember that late reporting can jeopardize distribution of State Equalization Guarantee Funds to your school district. If you are unclear about the late reporting policy, please contact me at (505) 827-3891.

Best wishes for a successful school year.



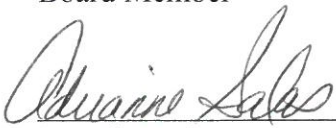
Enc. (2): Budget Signature Page
2016–2017 910B-5




cc: Hipolito “Paul” Aguilar, Deputy Secretary, Finance and Operations
David Craig, Director, School Budget and Finance Analysis Bureau

**APPROVAL OF THE SCHOOL DISTRICT OPERATING BUDGET
IN ACCORDANCE WITH SECTIONS 22-8-10, 22-8-11, AND 22-8-41,
N.M.S.A., 1978 COMPILATION**

The Budget for the school district named below is approved from *July 1, 2016* through *June 30, 2017*.

This Operating Budget was approved at a scheduled local Board of Education meeting open to the public on June 15, 2016.

 _____ Board President	 _____ Board Vice-President	_____ Board Secretary
 _____ Board Member	 _____ Board Member	_____ Board Member
_____ Board Member	 _____ Superintendent	 _____ District Business Manager

_____ PED Program Consultant	 _____ PED Executive Budget Analyst	 _____ PED SBFAB Director
 _____ PED Deputy Cabinet Secretary Finance and Operations		

COMMENTS:

CODICIL(S) ATTACHED YES NO

CODICIL(S) REMOVED: _____

DATE CODICIL(S) REMOVED: _____

RECEIVED
JUN 20 2016
School Budget Bureau

COUNTY: Otero DISTRICT: Alamogordo Public Schools PED # 046

WORKSHEET IV INSTRUCTIONS

The **Worksheet IV** form was designed to compare current year salaries to projected salaries for both base and contract amounts for returning staff in order to compute average salary increases.

In order to ensure that this form is utilized and presented properly, we ask that you take the time to look through the instructions for each column before filling out "WORKSHEET IV" form.

1st Untitled column Name of Employee - self-explanatory.

2nd Untitled column Job Class No. 2015-2016 - The only eligible job class numbers allowed to be used on this form are located on the "Page 2 Computation for 470 Entry" or "Page 2 Computation for 1200 Entry" tab.

3rd Untitled column Degree 2015-2016 - Used to determine placement on the salary schedule, using current degree status.

Column 1 Oper. FTE - designed to capture the FTE paid through the **OPERATIONAL FUND**. This is the only column used to capture this information for the two years being compared, so **it must be used for only those RETURNING FTEs that are expected (and budgeted) for the upcoming school year**. If a position is currently vacant or an employee is not expected to return, they should not be included on this form.

Column 2 Actual Base Salary Paid 2015-2016 - To show the actual amount expected to be paid to an employee for the current year - NOT THE SALARY FROM THE SALARY SCHEDULE. Although this amount may match the salary schedule, it may not match due to late beginning employees. Adjustments will be made in column 3.

Column 3 Add Adj. for Late Beginners 2015-2016 - used as an adjustment for those employees who started after the beginning of the year, but who are expected to return (and are budgeted) for the upcoming school year. This adjustment should bring an employee's salary up to the level they would have received, had they been there the full year.

Column 4 Other Funds FTE - designed to capture the part of the FTE that was not paid through the OPERATIONAL FUND. This is the only column used to capture this information for the two years being compared, so **it must be used only for those RETURNING FTEs that are expected (and budgeted) for the upcoming school year**. If a position is currently vacant or an employee is not expected to return, they should not be included on this form. FTEs reported here MUST have a portion of the FTE paid through the OPERATIONAL FUND.

Column 5 Other Funds Base Salary Paid 2015-2016 - To show the actual amount expected to be paid to an employee for the current year - NOT THE SALARY FROM THE SALARY SCHEDULE. Although this amount may match the salary schedule, it may not change due to late beginning employees. Adjustments will be made in column 3.

Column 6 FTE - Automatically adds the Oper. FTE (Column 1) and Other Funds FTE (Column 4).

Column 7 TOTAL Contract Salary 2015-2016 - Adds Column 2, 3, and 5 to give a true annual salary. This number is automatically calculated and is needed to show a true comparison to the proposed annual salary.

Column 8 Oper. FTE - Repeat of column 1; will carry over automatically.

Column 9 PROPOSED Base Salary 2016-2017 - to show the amount expected to be paid through the OPERATIONAL FUND to an employee for the proposed year - every position will be proposed and budgeted assuming full-year employment.

Column 10 Other Funds FTE - Repeat of column 4; will carry over automatically.

Column 11 OTHER FUNDS Base Salary 2016-2017 - to show the portion of their salary expected to be paid through OTHER FUNDS to an employee for the proposed year - every position will be proposed and budgeted assuming full-year employment.

Column 12 FTE - Automatically adds the Oper. FTE (Column 8) and Other Funds FTE (Column 10).

Column 13 TOTAL Contract Salary Base 2016-2017 - Adds the TOTAL Oper. Base figure (Col. 9) and TOTAL Other Funds Base figure (Col. 11) for the Proposed year. This number is automatically calculated.

Column 14 Total \$ Increase - The difference between the proposed year's (2016-2017) contract amount (col. 13) and the current year's (2015-2016) contract amount (col. 7). This number is automatically calculated.

Column 15 Total % Increase - The percentage difference between the total increase (col. 14) and the current year's (2015-2016) contract amount (col. 7). This number is automatically calculated.

WORKSHEET IV
INSTRUCTIONS / NON-INSTRUCTIONAL AVERAGE SALARY COMPUTATION
2016-2017

List only personnel whose salaries are charged totally or in part to the Operational Fund (11000) from the following object codes. Descriptions are provided.

Job Class No.	Description
1111	Superintendent
1112	Principals
1113	Administrative Associates
1114	Administrative Assistants
1115	Assoc. Supt.-Fin./Business Manager
1211	Coordinator/Subject Matter Specialists
1212	Library/Media Specialists
1213	Library/Media Assistants
1214	Guidance Counselors/Social Workers
1215	Registered Nurses
1216	Health Assistants
1217	Secretarial/Clerical/Technical Asstnts
1218	School/Student Support
1219	Duty Personnel
1220	Business Office Support
1311	Diagnosticians
1312	Speech Therapists
1313	Occupational Therapists
1314	Therapists
1315	Psychologists
1316	Audiologists

Job Class No.	Description
1317	Interpreters
1318	Specialists
1319	Bus Assistants
1511	Data Processing
1614	Maintenance
1615	Custodial
1616	Warehouse/Delivery
1617	Food Service
1618	Athletic Salaries
1619	Adult Education
1620	Recreation
1621	Summer School/After School
1622	Bus Drivers
1623	Crosswalk Guards
1624	Activities Salary
1711	Instr. Asstnts - Grades 1-12
1712	Instr. Asstnts - Special Education
1713	Instr. Asstnts - ECE
1714	Instr. Asstnts - Preschool (ex. Spec Ed)

APPLICABLE PERSONNEL - Enter current personnel employed, even if re-employment status is unknown, for the full year **2015-2016**. For late beginning personnel, include the amount they would have been paid had they been employed for a full year and consider the position a full 1.0 FTE. Extend the SAME personnel to **2016-2017** in the same position, qualification and FTE.

EXCEPTIONS - DO NOT include amounts budgeted for part-time, temporary, substitute, overtime, one time, non-recurring increases, etc.;

AVERAGE SALARY CALCULATIONS - Below is the calculation used to determine the average salary.

Column 7	\$9,556,994.68	divided by Column 6	305.45	equals	\$31,288.25
	2015-2016 Total Contract Salary		FTE		2015-2016 Average Salary
Column 13	\$9,557,036.47	divided by Column 12	305.45	equals	\$31,288.38
	2016-2017 Total Contract Salary		FTE		2016-2017 Average Salary

**WORKSHEET IV
PERSONNEL OTHER THAN CLASSROOM TEACHERS
AVERAGE SALARY COMPUTATION
2016-2017**

DISTRICT NAME: Alamogordo Public Schools
CHARTER NAME: (ENTER NAME)

PED No. '046
Worksheet IV Revision: 02/26/16

Number	Name of Employee	Job Class No.	Degree 2015-2016	2015-2016							2016-2017							Total \$ Increase (col. 13-7)	Total % Increase (col. 14-7/7)
				Operational		Add Adj. for Late Beginners	Other Funds		FTE (1+4)	Total Contract Salary (Col. 2+3+5)	Operational		Other Funds		FTE (8+10)	Total Contract Salary (Col. 9+11)			
				FTE	Base Salary		FTE	Base Salary			FTE	Base Salary	FTE	Base Salary					
1	SALAS, ADRIANNE	1111	MA+15	1	\$120,000.00	0	0	0	1.00	\$120,000.00	1.00	\$120,000.00	0.00	\$0.00	1.00	\$120,000.00	\$0.00	0.0%	
2	ALLEN, MARTY GID	1112	MA	1	\$68,610.00	0	0	0	1.00	\$68,610.00	1.00	\$68,610.00	0.00	\$0.00	1.00	\$68,610.00	\$0.00	0.0%	
3	BOND, CYNTHIA	1112	MA	1	\$68,610.00	0	0	0	1.00	\$68,610.00	1.00	\$68,610.00	0.00	\$0.00	1.00	\$68,610.00	\$0.00	0.0%	
4	BURKHARD, DENIA K.	1112	MA	1	\$60,600.00	0	0	0	1.00	\$60,600.00	1.00	\$60,600.00	0.00	\$0.00	1.00	\$60,600.00	\$0.00	0.0%	
5	CARDIEL, MOISES	1112	MA+15	1	\$72,714.00	0	0	0	1.00	\$72,714.00	1.00	\$72,714.00	0.00	\$0.00	1.00	\$72,714.00	\$0.00	0.0%	
6	COKER, ROBBI S	1112	MA	1	\$70,369.00	0	0	0	1.00	\$70,369.00	1.00	\$70,369.00	0.00	\$0.00	1.00	\$70,369.00	\$0.00	0.0%	
7	COLE, MELISSA	1112	BA+15	1	\$60,599.00	0	0	0	1.00	\$60,599.00	1.00	\$60,599.00	0.00	\$0.00	1.00	\$60,599.00	\$0.00	0.0%	
8	DORSEY, BRENDA J.	1112	MA+45	1	\$64,717.00	0	0	0	1.00	\$64,717.00	1.00	\$64,717.00	0.00	\$0.00	1.00	\$64,717.00	\$0.00	0.0%	
9	GONZALES, VICTOR S.	1112	BA	1	\$71,907.00	0	0	0	1.00	\$71,907.00	1.00	\$71,907.00	0.00	\$0.00	1.00	\$71,907.00	\$0.00	0.0%	
10	HARRID, RICHARD JR	1112	MA	1	\$62,418.00	0	0	0	1.00	\$62,418.00	1.00	\$62,418.00	0.00	\$0.00	1.00	\$62,418.00	\$0.00	0.0%	
11	HEATON, GEORGE C.	1112	MA	1	\$86,628.00	0	0	0	1.00	\$86,628.00	1.00	\$86,628.00	0.00	\$0.00	1.00	\$86,628.00	\$0.00	0.0%	
12	IRWIN, TERESA I.	1112	MA	1	\$62,501.00	0	0	0	1.00	\$62,501.00	1.00	\$62,501.00	0.00	\$0.00	1.00	\$62,501.00	\$0.00	0.0%	
13	JACKSON, CATHERINE L.	1112	MA+15	1	\$64,717.00	0	0	0	1.00	\$64,717.00	1.00	\$64,717.00	0.00	\$0.00	1.00	\$64,717.00	\$0.00	0.0%	
14	SANCHEZ, MANUELA R.	1112	MA	1	\$64,717.00	0	0	0	1.00	\$64,717.00	1.00	\$64,717.00	0.00	\$0.00	1.00	\$64,717.00	\$0.00	0.0%	
15	SPITSBERG, TENA B	1112	MA	1	\$60,600.00	0	0	0	1.00	\$60,600.00	1.00	\$60,600.00	0.00	\$0.00	1.00	\$60,600.00	\$0.00	0.0%	
16	STARKOVICH, STEVEN C.	1112	MA	1	\$70,369.00	0	0	0	1.00	\$70,369.00	1.00	\$70,369.00	0.00	\$0.00	1.00	\$70,369.00	\$0.00	0.0%	
17	THIRY, DANA E	1112	MA	1	\$62,500.00	0	0	0	1.00	\$62,500.00	1.00	\$62,500.00	0.00	\$0.00	1.00	\$62,500.00	\$0.00	0.0%	
18	VALENZUELA-BRUEDERLE, TERESA	1112	MA+15	1	\$63,146.00	0	0	0	1.00	\$63,146.00	1.00	\$63,146.00	0.00	\$0.00	1.00	\$63,146.00	\$0.00	0.0%	
19	WALKER, JOHNNIE	1112	MA	1	\$70,369.00	0	0	0	1.00	\$70,369.00	1.00	\$70,369.00	0.00	\$0.00	1.00	\$70,369.00	\$0.00	0.0%	
20	GARZA, BERTHA A.	1113	MA	0.75	\$65,047.50	0	0.25	21682.5	1.00	\$86,730.00	0.75	\$65,047.50	0.25	\$21,682.50	1.00	\$86,730.00	\$0.00	0.0%	
21	JENKE, MARY R.	1113		1	\$103,515.00	0	0	0	1.00	\$103,515.00	1.00	\$103,515.00	0.00	\$0.00	1.00	\$103,515.00	\$0.00	0.0%	
22	KORBAKES, MICHELLE C.	1113	MA	0.663	\$55,290.89	0	0.337	28104.12	1.00	\$83,395.01	0.66	\$55,290.89	0.34	\$28,104.12	1.00	\$83,395.01	\$0.00	0.0%	
23	LEE, JOHN V.	1113	MA	1	\$91,599.00	0	0	0	1.00	\$91,599.00	1.00	\$91,599.00	0.00	\$0.00	1.00	\$91,599.00	\$0.00	0.0%	
24	PATCH, LISA E.	1113	BA+45	1	\$80,465.00	0	0	0	1.00	\$80,465.00	1.00	\$80,465.00	0.00	\$0.00	1.00	\$80,465.00	\$0.00	0.0%	
25	PERRY, MICHELLE Y.	1113		0.47	\$38,803.67	0	0.53	43757.33	1.00	\$82,561.00	0.47	\$38,803.67	0.53	\$43,757.33	1.00	\$82,561.00	\$0.00	0.0%	
26	SYLING, DOYLE	1113		1	\$67,406.00	0	0	0	1.00	\$67,406.00	1.00	\$67,406.00	0.00	\$0.00	1.00	\$67,406.00	\$0.00	0.0%	
27	BECKER, RAMONA L.	1114	BA	1	\$80,465.00	0	0	0	1.00	\$80,465.00	1.00	\$80,465.00	0.00	\$0.00	1.00	\$80,465.00	\$0.00	0.0%	
28	PARRA, STEVEN A.	1114		1	\$42,642.00	0	0	0	1.00	\$42,642.00	1.00	\$42,642.00	0.00	\$0.00	1.00	\$42,642.00	\$0.00	0.0%	
29	PERRY, JERRETT DAY	1114		1	\$83,650.00	0	0	0	1.00	\$83,650.00	1.00	\$83,650.00	0.00	\$0.00	1.00	\$83,650.00	\$0.00	0.0%	
30	STEEBY, MONICA T	1114		1.1	\$42,070.60	0	0	0	1.10	\$42,070.60	1.10	\$42,070.60	0.00	\$0.00	1.10	\$42,070.60	\$0.00	0.0%	
31	KENYON, WARD W.	1114	BA	1	\$64,818.00	0	0	0	1.00	\$64,818.00	1.00	\$64,818.00	0.00	\$0.00	1.00	\$64,818.00	\$0.00	0.0%	
32	GENEST, CAROL	1115	BA	1	\$88,406.00	0	0	0	1.00	\$88,406.00	1.00	\$88,406.00	0.00	\$0.00	1.00	\$88,406.00	\$0.00	0.0%	
33	INGRAM, JO NELL	1211		1	\$56,057.00	0	0	0	1.00	\$56,057.00	1.00	\$56,057.00	0.00	\$0.00	1.00	\$56,057.00	\$1.00	0.0%	
34	BERTOLINO, VICKI M.	1212	MA+45	1	\$57,824.48	0	0	0	1.00	\$57,824.48	1.00	\$57,824.48	0.00	\$0.00	1.00	\$57,824.48	\$1.00	0.0%	
35	CURRY, ALLISON MARIE	1212		0.6	\$30,184.80	0	0	0	0.60	\$30,184.80	0.60	\$30,184.80	0.00	\$0.00	0.60	\$30,184.80	\$0.60	0.0%	
36	HEATON, LAURIE C.	1212		1	\$45,668.00	0	0	0	1.00	\$45,668.00	1.00	\$45,668.00	0.00	\$0.00	1.00	\$45,668.00	\$1.00	0.0%	
37	TURNBULL, SARINA K	1212	MA	1	\$42,210.00	0	0	0	1.00	\$42,210.00	1.00	\$42,210.00	0.00	\$0.00	1.00	\$42,210.00	\$1.00	0.0%	

**WORKSHEET IV
PERSONNEL OTHER THAN CLASSROOM TEACHERS
AVERAGE SALARY COMPUTATION
2016-2017**

DISTRICT NAME: Alamogordo Public Schools
CHARTER NAME: (ENTER NAME)

PED No. 046
Worksheet IV Revision: 02/26/16

Number	Name of Employee	Job Class No.	Degree 2015-2016	2015-2016							2016-2017							Total \$ Increase (col. 13-7)	Total % Increase (col. 14-7/7)
				Operational		Add Adj. for Late Beginners	Other Funds		FTE (1+4)	Total Contract Salary (Col. 2+3+5)	Operational		Other Funds		FTE (8+10)	Total Contract Salary (Col. 9+11)			
				FTE	Base Salary		FTE	Base Salary			FTE	Base Salary	FTE	Base Salary					
38	BENDER, CRYSTAL J	1213		1	\$14,334.39	0	0	0	1.00	\$14,334.39	1.00	\$14,334.39	0.00	\$0.00	1.00	\$14,334.39	\$0.00	0.0%	
39	CARRELL, TERI	1213		1	\$15,384.81	0	0	0	1.00	\$15,384.81	1.00	\$15,384.81	0.00	\$0.00	1.00	\$15,384.81	\$0.00	0.0%	
40	COOPER, KRISTINA	1213		1	\$13,283.97	0	0	0	1.00	\$13,283.97	1.00	\$13,283.97	0.00	\$0.00	1.00	\$13,283.97	\$0.00	0.0%	
41	HARDESTY, CHERYL A	1213		1	\$14,923.65	0	0	0	1.00	\$14,923.65	1.00	\$14,923.65	0.00	\$0.00	1.00	\$14,923.65	\$0.00	0.0%	
42	HOLMBERG, CATHY S.	1213		1	\$15,743.49	0	0	0	1.00	\$15,743.49	1.00	\$15,743.49	0.00	\$0.00	1.00	\$15,743.49	\$0.00	0.0%	
43	LANGTRY, THERESA JEAN	1213		1	\$13,283.97	0	0	0	1.00	\$13,283.97	1.00	\$13,283.97	0.00	\$0.00	1.00	\$13,283.97	\$0.00	0.0%	
44	LEON, KAREN A.	1213		1	\$20,239.80	0	0	0	1.00	\$20,239.80	1.00	\$20,239.80	0.00	\$0.00	1.00	\$20,239.80	\$0.00	0.0%	
45	SANCHEZ, CARMEN	1213		1	\$22,865.85	0	0	0	1.00	\$22,865.85	1.00	\$22,865.85	0.00	\$0.00	1.00	\$22,865.85	\$0.00	0.0%	
46	ADKINS, MELISSA G.	1214	BA	1	\$57,615.61	0	0	0	1.00	\$57,615.61	1.00	\$57,616.76	0.00	\$0.00	1.00	\$57,616.76	\$1.15	0.0%	
47	GARCIA, RONDA P.	1214	MA	0.5	\$25,004.50	0	0.5	25004.5	1.00	\$50,009.00	0.50	\$25,005.00	0.50	\$25,005.00	1.00	\$50,010.00	\$1.00	0.0%	
48	HODGES, BRYAN W	1214		0.34	\$2,138.36	\$39,999.73	0.66	4150.91	1.00	\$46,289.00	0.34	\$15,738.60	0.66	\$30,551.40	1.00	\$46,290.00	\$1.00	0.0%	
49	LAWHORN, BOBBI JEAN	1214		1	\$7,739.22	\$41,979.02	0	0	1.00	\$49,718.24	1.00	\$49,719.24	0.00	\$0.00	1.00	\$49,719.24	\$1.00	0.0%	
50	MOLYNEAUX, LYNDA B	1214	MA	0.5	\$25,008.00	0	0.5	25008	1.00	\$50,016.00	0.50	\$25,008.50	0.50	\$25,008.50	1.00	\$50,017.00	\$1.00	0.0%	
51	MOSELEY, PAULA JEAN	1214		1	\$47,373.39	0	0	0	1.00	\$47,373.39	1.00	\$47,374.39	0.00	\$0.00	1.00	\$47,374.39	\$1.00	0.0%	
52	MOTLEY-LOPEZ, BRENDA	1214		0.5	\$23,222.00	0	0.5	23222	1.00	\$46,444.00	0.50	\$23,222.50	0.50	\$23,222.50	1.00	\$46,445.00	\$1.00	0.0%	
53	PATTON, JEREMY A.	1214	BA+15	1	\$58,988.39	0	0	0	1.00	\$58,988.39	1.00	\$58,989.39	0.00	\$0.00	1.00	\$58,989.39	\$1.00	0.0%	
54	RODRIGUEZ, STEPHANIE A.	1214		1	\$50,135.52	0	0	0	1.00	\$50,135.52	1.00	\$50,136.52	0.00	\$0.00	1.00	\$50,136.52	\$1.00	0.0%	
55	SANCHEZ, MARK A	1214	MA	1	\$57,614.46	0	0	0	1.00	\$57,614.46	1.00	\$57,615.46	0.00	\$0.00	1.00	\$57,615.46	\$1.00	0.0%	
56	SAYEN, ISELA R.	1214	BA	0.34	\$11,783.72	0	0.66	22874.28	1.00	\$34,658.00	0.34	\$11,784.06	0.66	\$22,874.94	1.00	\$34,659.00	\$1.00	0.0%	
57	SUAREZ, JESUS R.	1214		1	\$50,135.52	0	0	0	1.00	\$50,135.52	1.00	\$50,136.52	0.00	\$0.00	1.00	\$50,136.52	\$1.00	0.0%	
58	TAYLOR, BEVERLY C	1214		1	\$61,370.67	0	0	0	1.00	\$61,370.67	1.00	\$61,371.67	0.00	\$0.00	1.00	\$61,371.67	\$1.00	0.0%	
59	WILDER, SANDRA F.	1214		1	\$58,358.04	\$4,443.50	0	0	1.00	\$62,801.54	1.00	\$62,802.54	0.00	\$0.00	1.00	\$62,802.54	\$1.00	0.0%	
60	BUTCHER, LISA C	1215	BA	1	\$46,289.00	0	0	0	1.00	\$46,289.00	1.00	\$46,290.00	0.00	\$0.00	1.00	\$46,290.00	\$1.00	0.0%	
61	GIGLER, CYNTHIA L.	1215		1	\$44,897.00	0	0	0	1.00	\$44,897.00	1.00	\$44,898.00	0.00	\$0.00	1.00	\$44,898.00	\$1.00	0.0%	
62	GRAHAM, DEBORAH	1215		1	\$54,198.00	0	0	0	1.00	\$54,198.00	1.00	\$54,199.00	0.00	\$0.00	1.00	\$54,199.00	\$1.00	0.0%	
63	GREGG, ROSAURA MARISSA	1215		1	\$45,514.00	0	0	0	1.00	\$45,514.00	1.00	\$45,515.00	0.00	\$0.00	1.00	\$45,515.00	\$1.00	0.0%	
64	GRONEWOLD, JOANNE	1215		1	\$46,134.00	0	0	0	1.00	\$46,134.00	1.00	\$46,135.00	0.00	\$0.00	1.00	\$46,135.00	\$1.00	0.0%	
65	GUIN, BRENDA	1215		1	\$44,897.00	0	0	0	1.00	\$44,897.00	1.00	\$44,898.00	0.00	\$0.00	1.00	\$44,898.00	\$1.00	0.0%	
66	HAM, VALERIE	1215		1	\$33,486.00	0	0	0	1.00	\$33,486.00	1.00	\$33,487.00	0.00	\$0.00	1.00	\$33,487.00	\$1.00	0.0%	
67	HUSKEY, KATHY E.	1215		1	\$54,198.00	0	0	0	1.00	\$54,198.00	1.00	\$54,199.00	0.00	\$0.00	1.00	\$54,199.00	\$1.00	0.0%	
68	JULIAN-ALFARO, CARA L.	1215		1	\$45,359.00	0	0	0	1.00	\$45,359.00	1.00	\$45,360.00	0.00	\$0.00	1.00	\$45,360.00	\$1.00	0.0%	
69	KRUMWIEDE, CATHY LYNN	1215		1	\$46,134.00	0	0	0	1.00	\$46,134.00	1.00	\$46,135.00	0.00	\$0.00	1.00	\$46,135.00	\$1.00	0.0%	
70	MEYER, STEVEN L.	1215		1	\$46,134.00	0	0	0	1.00	\$46,134.00	1.00	\$46,135.00	0.00	\$0.00	1.00	\$46,135.00	\$1.00	0.0%	
71	WOOLEN, CHRISTINE	1215		1	\$24,142.50	\$8,047.50	0	0	1.00	\$32,190.00	1.00	\$32,191.00	0.00	\$0.00	1.00	\$32,191.00	\$1.00	0.0%	
72	GARCIA, ERICA	1216		1	\$5,154.31	\$8,923.88	0	0	1.00	\$14,078.19	1.00	\$14,078.19	0.00	\$0.00	1.00	\$14,078.19	\$0.00	0.0%	
73	GIL, HOPE P.	1216		1	\$14,078.19	0	0	0	1.00	\$14,078.19	1.00	\$14,078.19	0.00	\$0.00	1.00	\$14,078.19	\$0.00	0.0%	
74	HOMLER, SAMANTHA	1216		1	\$3,992.45	\$9,291.52	0	0	1.00	\$13,283.97	1.00	\$13,283.97	0.00	\$0.00	1.00	\$13,283.97	\$0.00	0.0%	

**WORKSHEET IV
PERSONNEL OTHER THAN CLASSROOM TEACHERS
AVERAGE SALARY COMPUTATION
2016-2017**

DISTRICT NAME: Alamogordo Public Schools
CHARTER NAME: (ENTER NAME)

PED No. 046
Worksheet IV Revision: 02/26/16

Number	Name of Employee	Job Class No.	Degree 2015-2016	2015-2016							2016-2017							Total \$ Increase (col. 13-7)	Total % Increase (col. 14-7/7)
				Operational		Add Adj. for Late Beginners	Other Funds		FTE (1+4)	Total Contract Salary (Col. 2+3+5)	Operational		Other Funds		FTE (8+10)	Total Contract Salary (Col. 9+11)			
				FTE	Base Salary		FTE	Base Salary			FTE	Base Salary	FTE	Base Salary					
75	KOOYERS, LAURA L	1216		1	\$14,475.30	0	0	0	1.00	\$14,475.30	1.00	\$14,475.30	0.00	\$0.00	1.00	\$14,475.30	\$0.00	0.0%	
76	MALONE, JESSICA R.	1216		1	\$13,283.97	0	0	0	1.00	\$13,283.97	1.00	\$13,283.97	0.00	\$0.00	1.00	\$13,283.97	\$0.00	0.0%	
77	MARTINEZ, KELLI LYNN	1216		1	\$14,334.39	0	0	0	1.00	\$14,334.39	1.00	\$14,334.39	0.00	\$0.00	1.00	\$14,334.39	\$0.00	0.0%	
78	VAN VLIET, NICOLA M.	1216		1	\$19,868.31	0	0	0	1.00	\$19,868.31	1.00	\$19,868.31	0.00	\$0.00	1.00	\$19,868.31	\$0.00	0.0%	
79	BURKS, RACHEL MARIE	1217		1	\$5,534.50	\$29,467.50	0	0	1.00	\$35,002.00	1.00	\$35,002.00	0.00	\$0.00	1.00	\$35,002.00	\$0.00	0.0%	
80	ALLEN, ANDREA L.	1217		0.875	\$13,040.58	0	0	0	0.88	\$13,040.58	0.88	\$13,040.58	0.00	\$0.00	0.88	\$13,040.58	\$0.00	0.0%	
81	BAGWELL, CINDY K.	1217		1	\$11,331.36	\$6,412.32	0	0	1.00	\$17,743.68	1.00	\$17,743.68	0.00	\$0.00	1.00	\$17,743.68	\$0.00	0.0%	
82	BELL, JANET LOVE	1217		1	\$15,497.44	0	0	0	1.00	\$15,497.44	1.00	\$15,497.44	0.00	\$0.00	1.00	\$15,497.44	\$0.00	0.0%	
83	BENTLEY, ROSA LINDA	1217		1	\$20,453.76	\$2,122.56	0	0	1.00	\$22,576.32	1.00	\$22,576.32	0.00	\$0.00	1.00	\$22,576.32	\$0.00	0.0%	
84	BERRY, SHERI L.	1217		1	\$23,642.08	0	0	0	1.00	\$23,642.08	1.00	\$23,642.08	0.00	\$0.00	1.00	\$23,642.08	\$0.00	0.0%	
85	BRANCH, CANDACE R.	1217		1	\$31,374.72	0	0	0	1.00	\$31,374.72	1.00	\$31,374.72	0.00	\$0.00	1.00	\$31,374.72	\$0.00	0.0%	
86	BROWNING, STEPHANIE J.	1217		1	\$47,916.00	0	0	0	1.00	\$47,916.00	1.00	\$47,916.00	0.00	\$0.00	1.00	\$47,916.00	\$0.00	0.0%	
87	CAMPBELL, JUDITH	1217		1	\$25,796.16	0	0	0	1.00	\$25,796.16	1.00	\$25,796.16	0.00	\$0.00	1.00	\$25,796.16	\$0.00	0.0%	
88	CHACON, ELIZABETH VANESSA	1217		1	\$19,431.36	0	0	0	1.00	\$19,431.36	1.00	\$19,431.36	0.00	\$0.00	1.00	\$19,431.36	\$0.00	0.0%	
89	CHAPMAN, CARLYNN K.	1217		1	\$30,120.96	0	0	0	1.00	\$30,120.96	1.00	\$30,120.96	0.00	\$0.00	1.00	\$30,120.96	\$0.00	0.0%	
90	CHAVEZ, RUTHINA MELENDREZ	1217		1	\$30,588.48	0	0	0	1.00	\$30,588.48	1.00	\$30,588.48	0.00	\$0.00	1.00	\$30,588.48	\$0.00	0.0%	
91	CLAUSEN, LISA A.	1217		1	\$19,036.48	0	0	0	1.00	\$19,036.48	1.00	\$19,036.48	0.00	\$0.00	1.00	\$19,036.48	\$0.00	0.0%	
92	CRAINE, LUCY R.	1217		1	\$20,943.36	0	0	0	1.00	\$20,943.36	1.00	\$20,943.36	0.00	\$0.00	1.00	\$20,943.36	\$0.00	0.0%	
93	DORMAN, CANDACE RENEE	1217		1	\$20,161.44	0	0	0	1.00	\$20,161.44	1.00	\$20,161.44	0.00	\$0.00	1.00	\$20,161.44	\$0.00	0.0%	
94	GARCIA, MARLA G	1217		1	\$17,679.04	0	0	0	1.00	\$17,679.04	1.00	\$17,679.04	0.00	\$0.00	1.00	\$17,679.04	\$0.00	0.0%	
95	GARDNER, SHERI T.	1217		1	\$21,963.20	0	0	0	1.00	\$21,963.20	1.00	\$21,963.20	0.00	\$0.00	1.00	\$21,963.20	\$0.00	0.0%	
96	GARWOOD, MARCELLA S.	1217		1	\$25,219.52	0	0	0	1.00	\$25,219.52	1.00	\$25,219.52	0.00	\$0.00	1.00	\$25,219.52	\$0.00	0.0%	
97	GIBSON, SHARON S.	1217		1	\$25,215.84	0	0	0	1.00	\$25,215.84	1.00	\$25,215.84	0.00	\$0.00	1.00	\$25,215.84	\$0.00	0.0%	
98	GUENTHER, MARY ALICIA	1217		1	\$17,776.00	0	0	0	1.00	\$17,776.00	1.00	\$17,776.00	0.00	\$0.00	1.00	\$17,776.00	\$0.00	0.0%	
99	GUTIERREZ, KRISTAL R.	1217		1	\$14,915.68	0	0	0	1.00	\$14,915.68	1.00	\$14,915.68	0.00	\$0.00	1.00	\$14,915.68	\$0.00	0.0%	
100	HALL, DANA	1217		1	\$24,766.56	0	0	0	1.00	\$24,766.56	1.00	\$24,766.56	0.00	\$0.00	1.00	\$24,766.56	\$0.00	0.0%	
101	HARMON, JANET L.	1217		1	\$13,871.52	\$2,708.64	0	0	1.00	\$16,580.16	1.00	\$16,580.16	0.00	\$0.00	1.00	\$16,580.16	\$0.00	0.0%	
102	JACKSON, MARIANNE M.	1217		1	\$14,915.68	0	0	0	1.00	\$14,915.68	1.00	\$14,915.68	0.00	\$0.00	1.00	\$14,915.68	\$0.00	0.0%	
103	KINGSTON, GUADALUPE EVELYN	1217		1	\$22,950.72	0	0	0	1.00	\$22,950.72	1.00	\$22,950.72	0.00	\$0.00	1.00	\$22,950.72	\$0.00	0.0%	
104	KIRK, KARI BETH	1217		0.875	\$6,447.98	4683.91	0	0	0.88	\$11,131.89	0.88	\$11,131.89	0.00	\$0.00	0.88	\$11,131.89	\$0.00	0.0%	
105	KOSEK, NATHANIEL E.	1217		1	\$28,735.20	0	0	0	1.00	\$28,735.20	1.00	\$28,735.20	0.00	\$0.00	1.00	\$28,735.20	\$0.00	0.0%	
106	LEWIS, JAIMI C.	1217		0.75	\$19,347.12	0	0.25	6449.04	1.00	\$25,796.16	0.75	\$19,347.12	0.25	\$6,449.04	1.00	\$25,796.16	\$0.00	0.0%	
107	MALONE, FLOR A.	1217		1	\$18,196.16	0	0	0	1.00	\$18,196.16	1.00	\$18,196.16	0.00	\$0.00	1.00	\$18,196.16	\$0.00	0.0%	
108	MONTOYA, IRMA	1217		1	\$27,518.40	0	0	0	1.00	\$27,518.40	1.00	\$27,518.40	0.00	\$0.00	1.00	\$27,518.40	\$0.00	0.0%	
109	ORTIZ, ANGELICA	1217		1	\$22,127.04	0	0	0	1.00	\$22,127.04	1.00	\$22,127.04	0.00	\$0.00	1.00	\$22,127.04	\$0.00	0.0%	
110	OVERSTREET, SARAH E.	1217		1	\$20,474.72	0	0	0	1.00	\$20,474.72	1.00	\$20,474.72	0.00	\$0.00	1.00	\$20,474.72	\$0.00	0.0%	
111	PATTERSON, LISA A.	1217		1	\$29,221.92	0	0	0	1.00	\$29,221.92	1.00	\$29,221.92	0.00	\$0.00	1.00	\$29,221.92	\$0.00	0.0%	

**WORKSHEET IV
PERSONNEL OTHER THAN CLASSROOM TEACHERS
AVERAGE SALARY COMPUTATION
2016-2017**

DISTRICT NAME: Alamogordo Public Schools
CHARTER NAME: (ENTER NAME)

PED No. 046
Worksheet IV Revision: 02/26/16

Number	Name of Employee	Job Class No.	Degree 2015-2016	2015-2016							2016-2017							Total \$ Increase (col. 13-7)	Total % Increase (col. 14-7/7)
				Operational		Add Adj. for Late Beginners	Other Funds		FTE (1+4)	Total Contract Salary (Col. 2+3+5)	Operational		Other Funds		FTE (8+10)	Total Contract Salary (Col. 9+11)			
				FTE	Base Salary		FTE	Base Salary			FTE	Base Salary	FTE	Base Salary					
112	PENA, PRISCILLA N.	1217		1	\$18,083.04	0	0	0	1.00	\$18,083.04	1.00	\$18,083.04	0.00	\$0.00	1.00	\$18,083.04	\$0.00	0.0%	
113	PORTER, DORTHY D.	1217		1	\$31,524.48	0	0	0	1.00	\$31,524.48	1.00	\$31,524.48	0.00	\$0.00	1.00	\$31,524.48	\$0.00	0.0%	
114	RICHARDSON, CONNIE F.	1217		1	\$27,612.00	0	0	0	1.00	\$27,612.00	1.00	\$27,612.00	0.00	\$0.00	1.00	\$27,612.00	\$0.00	0.0%	
115	RIEGER, SHERRY LEE	1217		1	\$21,022.56	0	0	0	1.00	\$21,022.56	1.00	\$21,022.56	0.00	\$0.00	1.00	\$21,022.56	\$0.00	0.0%	
116	RIFFLE, KIM E.	1217		1	\$32,142.24	0	0	0	1.00	\$32,142.24	1.00	\$32,142.24	0.00	\$0.00	1.00	\$32,142.24	\$0.00	0.0%	
117	SHAW, KELLY	1217		0.5	\$8,704.08	0	0	0	0.50	\$8,704.08	0.50	\$8,704.08	0.00	\$0.00	0.50	\$8,704.08	\$0.00	0.0%	
118	SILVA, ANDREA G.	1217		1	\$15,966.08	0	0	0	1.00	\$15,966.08	1.00	\$15,966.08	0.00	\$0.00	1.00	\$15,966.08	\$0.00	0.0%	
119	SMELSER, MELINDA J.	1217		0.5	\$11,821.68	0	0.5	11821.68	1.00	\$23,643.36	0.50	\$11,821.68	0.50	\$11,821.68	1.00	\$23,643.36	\$0.00	0.0%	
120	STEPHENS, KRISTINA	1217		0.5	\$2,115.84	\$16,397.76	0.5	2115.84	1.00	\$20,629.44	0.50	\$10,314.72	0.50	\$10,314.72	1.00	\$20,629.44	\$0.00	0.0%	
121	SUKUP, ELENA	1217		1	\$19,046.08	0	0	0	1.00	\$19,046.08	1.00	\$19,046.08	0.00	\$0.00	1.00	\$19,046.08	\$0.00	0.0%	
122	TELLES, RAMONA Y	1217		1	\$22,220.00	0	0	0	1.00	\$22,220.00	1.00	\$22,220.00	0.00	\$0.00	1.00	\$22,220.00	\$0.00	0.0%	
123	THOMPSON, CRISTY L.	1217		1	\$27,518.40	0	0	0	1.00	\$27,518.40	1.00	\$27,518.40	0.00	\$0.00	1.00	\$27,518.40	\$0.00	0.0%	
124	TROWBRIDGE, CHRISTINE	1217		1	\$21,607.04	0	0	0	1.00	\$21,607.04	1.00	\$21,607.04	0.00	\$0.00	1.00	\$21,607.04	\$0.00	0.0%	
125	TYLER, DRUE A.	1217		1	\$34,594.56	0	0	0	1.00	\$34,594.56	1.00	\$34,594.56	0.00	\$0.00	1.00	\$34,594.56	\$0.00	0.0%	
126	VAN AUKEN, PANDORA KAY	1217		0.5	\$13,384.80	0	0.5	13384.8	1.00	\$26,769.60	0.50	\$13,384.80	0.50	\$13,384.80	1.00	\$26,769.60	\$0.00	0.0%	
127	VANN, DONNA LEE	1217		1	\$28,679.04	0	0	0	1.00	\$28,679.04	1.00	\$28,679.04	0.00	\$0.00	1.00	\$28,679.04	\$0.00	0.0%	
128	VIRDEN, ROY D.	1217		1	\$52,790.40	0	0	0	1.00	\$52,790.40	1.00	\$52,790.40	0.00	\$0.00	1.00	\$52,790.40	\$0.00	0.0%	
129	ZACHRY, KAREN L.	1217		1	\$25,270.40	0	0	0	1.00	\$25,270.40	1.00	\$25,270.40	0.00	\$0.00	1.00	\$25,270.40	\$0.00	0.0%	
130	BIRD, JAMES WILLIAM	1218		1	\$19,741.44	0	0	0	1.00	\$19,741.44	1.00	\$19,741.44	0.00	\$0.00	1.00	\$19,741.44	\$0.00	0.0%	
131	BORUNDA, BENJAMIN	1218		1	\$36,489.00	0	0	0	1.00	\$36,489.00	1.00	\$36,489.00	0.00	\$0.00	1.00	\$36,489.00	\$0.00	0.0%	
132	WIMBERLEY, NATALIE D.	1218		1	\$38,142.64	\$7,136.36	0	0	1.00	\$45,279.00	1.00	\$45,279.00	0.00	\$0.00	1.00	\$45,279.00	\$0.00	0.0%	
133	BEDENBAUGH, RETTA J.	1220		1	\$22,351.68	0	0	0	1.00	\$22,351.68	1.00	\$22,351.68	0.00	\$0.00	1.00	\$22,351.68	\$0.00	0.0%	
134	BOUMA, CARMEN M.	1220		1	\$25,796.16	0	0	0	1.00	\$25,796.16	1.00	\$25,796.16	0.00	\$0.00	1.00	\$25,796.16	\$0.00	0.0%	
135	BREGLER, THOMAS C.	1220		1	\$57,037.00	0	0	0	1.00	\$57,037.00	1.00	\$57,037.00	0.00	\$0.00	1.00	\$57,037.00	\$0.00	0.0%	
136	BUSTAMANTE, ARMANDO	1220		1	\$20,741.76	0	0	0	1.00	\$20,741.76	1.00	\$20,741.76	0.00	\$0.00	1.00	\$20,741.76	\$0.00	0.0%	
137	DAUGHERTY, AMANDA E.	1220		1	\$23,531.04	0	0	0	1.00	\$23,531.04	1.00	\$23,531.04	0.00	\$0.00	1.00	\$23,531.04	\$0.00	0.0%	
138	GONZALEZ, PATRICIA A.	1220		1	\$21,790.08	0	0	0	1.00	\$21,790.08	1.00	\$21,790.08	0.00	\$0.00	1.00	\$21,790.08	\$0.00	0.0%	
139	MITCHELL, SONYA L.	1220		1	\$26,938.08	0	0	0	1.00	\$26,938.08	1.00	\$26,938.08	0.00	\$0.00	1.00	\$26,938.08	\$0.00	0.0%	
140	PATTERSON, DALLAS H.	1220		1	\$8,753.28	\$13,036.80	0	0	1.00	\$21,790.08	1.00	\$21,790.08	0.00	\$0.00	1.00	\$21,790.08	\$0.00	0.0%	
141	PEDERSEN, SHANLEY B	1220		1	\$41,762.00	0	0	0	1.00	\$41,762.00	1.00	\$41,762.00	0.00	\$0.00	1.00	\$41,762.00	\$0.00	0.0%	
142	MYERS, LORI	1311		1	\$47,374.49	0	0	0	1.00	\$47,374.49	1.00	\$47,375.49	0.00	\$0.00	1.00	\$47,375.49	\$1.00	0.0%	
143	PARKER, DANIEL	1311		1	\$61,540.84	0	0	0	1.00	\$61,540.84	1.00	\$61,541.84	0.00	\$0.00	1.00	\$61,541.84	\$1.00	0.0%	
144	BURKS, BRIAN A. JR.	1312		1	\$56,360.20	0	0	0	1.00	\$56,360.20	1.00	\$56,361.24	0.00	\$0.00	1.00	\$56,361.24	\$1.04	0.0%	
145	CECAVA, KATHRYN ANN	1312		1	\$58,148.59	0	0	0	1.00	\$58,148.59	1.00	\$58,149.59	0.00	\$0.00	1.00	\$58,149.59	\$1.00	0.0%	
146	CLAFLIN, KRISTA L.	1312		1	\$56,197.61	0	0	0	1.00	\$56,197.61	1.00	\$56,198.61	0.00	\$0.00	1.00	\$56,198.61	\$1.00	0.0%	
147	GIVENS, ALAN D.	1312		0.4	\$27,416.07	0	0.4	27416.07	0.80	\$54,832.14	0.40	\$27,416.47	0.40	\$27,416.47	0.80	\$54,832.94	\$0.80	0.0%	
148	MCCLINTON, ELVIA IRAIDA	1312		1	\$48,715.72	0	0	0	1.00	\$48,715.72	1.00	\$48,716.72	0.00	\$0.00	1.00	\$48,716.72	\$1.00	0.0%	

**WORKSHEET IV
PERSONNEL OTHER THAN CLASSROOM TEACHERS
AVERAGE SALARY COMPUTATION
2016-2017**

DISTRICT NAME: Alamogordo Public Schools
CHARTER NAME: (ENTER NAME)

PED No. 046
Worksheet IV Revision: 02/26/16

Number	Name of Employee	Job Class No.	Degree 2015-2016	2015-2016							2016-2017							Total \$ Increase (col. 13-7)	Total % Increase (col. 14-7/7)
				Operational		Add Adj. for Late Beginners	Other Funds		FTE (1+4)	Total Contract Salary (Col. 2+3+5)	Operational		Other Funds		FTE (8+10)	Total Contract Salary (Col. 9+11)			
				FTE	Base Salary		FTE	Base Salary			FTE	Base Salary	FTE	Base Salary					
149	YEHLER, LISA S.	1312		1	\$64,753.60	0	0	0	1.00	\$64,753.60	1.00	\$64,754.60	0.00	\$0.00	1.00	\$64,754.60	\$1.00	0.0%	
150	VANDERGRIF, CRYSTAL A	1313		1	\$48,227.97	0	0	0	1.00	\$48,227.97	1.00	\$48,228.97	0.00	\$0.00	1.00	\$48,228.97	\$1.00	0.0%	
151	HINKLE, SZAINA JORDAN	1315		1	\$54,879.00	0	0	0	1.00	\$54,879.00	1.00	\$54,880.00	0.00	\$0.00	1.00	\$54,880.00	\$1.00	0.0%	
152	RUSSELL, RICHARD R	1315		1	\$97,217.00	0	0	0	1.00	\$97,217.00	1.00	\$97,218.00	0.00	\$0.00	1.00	\$97,218.00	\$1.00	0.0%	
153	GIVENS, ALAN D.	1316		0.1	\$6,534.40	0	0.1	6534.4	0.20	\$13,068.80	0.10	\$6,534.50	0.10	\$6,534.50	0.20	\$13,069.00	\$0.20	0.0%	
154	FURPHY, NICOLE M.	1318		1	\$56,485.96	0	0	0	1.00	\$56,485.96	1.00	\$56,485.96	0.00	\$0.00	1.00	\$56,485.96	\$0.00	0.0%	
155	MILLER, HEATHER M	1318		1	\$34,279.21	\$20,018.33	0	0	1.00	\$54,297.54	1.00	\$54,297.54	0.00	\$0.00	1.00	\$54,297.54	\$0.00	0.0%	
156	THOMAS, JESSICA D	1318		1	\$36,657.41	0	0	0	1.00	\$36,657.41	1.00	\$36,657.41	0.00	\$0.00	1.00	\$36,657.41	\$0.00	0.0%	
157	BAXTER, TERESA L.	1319		1	\$32,420.00	0	0	0	1.00	\$32,420.00	1.00	\$32,420.00	0.00	\$0.00	1.00	\$32,420.00	\$0.00	0.0%	
158	COYAZO, MONICA L.	1319		1	\$45,363.36	0	0	0	1.00	\$45,363.36	1.00	\$45,363.36	0.00	\$0.00	1.00	\$45,363.36	\$0.00	0.0%	
159	SCHARTAU, LENNY S.	1511		1	\$33,134.00	0	0	0	1.00	\$33,134.00	1.00	\$33,134.00	0.00	\$0.00	1.00	\$33,134.00	\$0.00	0.0%	
160	VAN DUYN, STEVEN MARK	1511		1	\$54,071.00	0	0	0	1.00	\$54,071.00	1.00	\$54,071.00	0.00	\$0.00	1.00	\$54,071.00	\$0.00	0.0%	
161	ARCHULETA, GUY E.	1614		1	\$40,004.00	0	0	0	1.00	\$40,004.00	1.00	\$40,004.00	0.00	\$0.00	1.00	\$40,004.00	\$0.00	0.0%	
162	BAGWELL, ROBIN C.	1614		1	\$38,057.76	0	0	0	1.00	\$38,057.76	1.00	\$38,057.76	0.00	\$0.00	1.00	\$38,057.76	\$0.00	0.0%	
163	BELKOFER, DANNY LEE	1614		1	\$36,672.48	0	0	0	1.00	\$36,672.48	1.00	\$36,672.48	0.00	\$0.00	1.00	\$36,672.48	\$0.00	0.0%	
164	BURKS, JUSTIN L.	1614		1	\$67,406.00	0	0	0	1.00	\$67,406.00	1.00	\$67,406.00	0.00	\$0.00	1.00	\$67,406.00	\$0.00	0.0%	
165	CAMPBELL, MARK K.	1614		1	\$23,176.24	0	0	0	1.00	\$23,176.24	1.00	\$23,176.24	0.00	\$0.00	1.00	\$23,176.24	\$0.00	0.0%	
166	CASAREZ, MIGUEL LUIS	1614		1	\$38,057.76	0	0	0	1.00	\$38,057.76	1.00	\$38,057.76	0.00	\$0.00	1.00	\$38,057.76	\$0.00	0.0%	
167	DOUGLASS, CHARLES E.	1614		1	\$38,750.40	0	0	0	1.00	\$38,750.40	1.00	\$38,750.40	0.00	\$0.00	1.00	\$38,750.40	\$0.00	0.0%	
168	HERRERA, CHRISTOPHER M.	1614		1	\$28,360.80	0	0	0	1.00	\$28,360.80	1.00	\$28,360.80	0.00	\$0.00	1.00	\$28,360.80	\$0.00	0.0%	
169	HERRERA, LUIS JR.	1614		1	\$35,979.84	0	0	0	1.00	\$35,979.84	1.00	\$35,979.84	0.00	\$0.00	1.00	\$35,979.84	\$0.00	0.0%	
170	KING, GORDON EDWARD JR.	1614		1	\$40,790.88	0	0	0	1.00	\$40,790.88	1.00	\$40,790.88	0.00	\$0.00	1.00	\$40,790.88	\$0.00	0.0%	
171	LARA, BOBBY J.	1614		1	\$47,038.00	0	0	0	1.00	\$47,038.00	1.00	\$47,038.00	0.00	\$0.00	1.00	\$47,038.00	\$0.00	0.0%	
172	RUIZ, JACOB M.	1614		1	\$26,822.32	\$2,923.76	0	0	1.00	\$29,746.08	1.00	\$29,746.08	0.00	\$0.00	1.00	\$29,746.08	\$0.00	0.0%	
173	SEIDEL, JOHN DEAN	1614		1	\$38,057.76	0	0	0	1.00	\$38,057.76	1.00	\$38,057.76	0.00	\$0.00	1.00	\$38,057.76	\$0.00	0.0%	
174	SILVA, DANIEL P.	1614		1	\$38,057.76	0	0	0	1.00	\$38,057.76	1.00	\$38,057.76	0.00	\$0.00	1.00	\$38,057.76	\$0.00	0.0%	
175	VEGA, LLOYD	1614		1	\$37,365.12	0	0	0	1.00	\$37,365.12	1.00	\$37,365.12	0.00	\$0.00	1.00	\$37,365.12	\$0.00	0.0%	
176	ACOSTA, VICTOR R.	1615		1	\$18,083.52	0	0	0	1.00	\$18,083.52	1.00	\$18,083.52	0.00	\$0.00	1.00	\$18,083.52	\$0.00	0.0%	
177	ALLEN, MARK E.	1615		1	\$8,524.80	\$8,098.56	0	0	1.00	\$16,623.36	1.00	\$16,623.36	0.00	\$0.00	1.00	\$16,623.36	\$0.00	0.0%	
178	ARAGON, SAMUEL	1615		1	\$16,623.36	0	0	0	1.00	\$16,623.36	1.00	\$16,623.36	0.00	\$0.00	1.00	\$16,623.36	\$0.00	0.0%	
179	AVILA, GARY R.	1615		1	\$19,955.52	0	0	0	1.00	\$19,955.52	1.00	\$19,955.52	0.00	\$0.00	1.00	\$19,955.52	\$0.00	0.0%	
180	BARRAZA, PABLO	1615		1	\$26,619.84	0	0	0	1.00	\$26,619.84	1.00	\$26,619.84	0.00	\$0.00	1.00	\$26,619.84	\$0.00	0.0%	
181	BENAVIDEZ, EDDIE C.	1615		1	\$16,997.76	0	0	0	1.00	\$16,997.76	1.00	\$16,997.76	0.00	\$0.00	1.00	\$16,997.76	\$0.00	0.0%	
182	BOYCE, GARY L.	1615		1	\$20,423.52	0	0	0	1.00	\$20,423.52	1.00	\$20,423.52	0.00	\$0.00	1.00	\$20,423.52	\$0.00	0.0%	
183	CHAVEZ, PHILIP J.	1615		1	\$16,997.76	0	0	0	1.00	\$16,997.76	1.00	\$16,997.76	0.00	\$0.00	1.00	\$16,997.76	\$0.00	0.0%	
184	CORONA, DARLENE CASEY	1615		1	\$17,578.08	0	0	0	1.00	\$17,578.08	1.00	\$17,578.08	0.00	\$0.00	1.00	\$17,578.08	\$0.00	0.0%	
185	CORONA, KIRSTENA MARIE	1615		1	\$16,623.36	0	0	0	1.00	\$16,623.36	1.00	\$16,623.36	0.00	\$0.00	1.00	\$16,623.36	\$0.00	0.0%	

**WORKSHEET IV
PERSONNEL OTHER THAN CLASSROOM TEACHERS
AVERAGE SALARY COMPUTATION
2016-2017**

DISTRICT NAME: Alamogordo Public Schools
CHARTER NAME: (ENTER NAME)

PED No. 046
Worksheet IV Revision: 02/26/16

Number	Name of Employee	Job Class No.	Degree 2015-2016	2015-2016							2016-2017							Total \$ Increase (col. 13-7)	Total % Increase (col. 14-7 / 7)
				Operational Base Salary		Add Adj. for Late Beginners	Other Funds Base Salary		FTE (1+4)	Total Contract Salary (Col. 2+3+5)	Operational Base Salary		Other Funds Base Salary		FTE (8+10)	Total Contract Salary (Col. 9+11)			
				FTE			FTE			FTE		FTE		FTE					
186	CORTEZ, ARTURO S.	1615		1	\$22,950.72	0	0	0	1.00	\$22,950.72	1.00	\$22,950.72	0.00	\$0.00	1.00	\$22,950.72	\$0.00	0.0%	
187	COYAZO, VICTORIANO	1615		1	\$18,083.52	0	0	0	1.00	\$18,083.52	1.00	\$18,083.52	0.00	\$0.00	1.00	\$18,083.52	\$0.00	0.0%	
188	GARCIA, ELOISA	1615		1	\$19,955.52	0	0	0	1.00	\$19,955.52	1.00	\$19,955.52	0.00	\$0.00	1.00	\$19,955.52	\$0.00	0.0%	
189	GARCIA, JOE L.	1615		1	\$27,574.56	0	0	0	1.00	\$27,574.56	1.00	\$27,574.56	0.00	\$0.00	1.00	\$27,574.56	\$0.00	0.0%	
190	GARCIA, RUDOLPH E	1615		1	\$14,619.52	\$1,517.12	0	0	1.00	\$16,136.64	1.00	\$16,136.64	0.00	\$0.00	1.00	\$16,136.64	\$0.00	0.0%	
191	GOMEZ, ALFREDO S.	1615		1	\$22,726.08	0	0	0	1.00	\$22,726.08	1.00	\$22,726.08	0.00	\$0.00	1.00	\$22,726.08	\$0.00	0.0%	
192	GUERRA, CARLOS A.	1615		1	\$20,423.52	0	0	0	1.00	\$20,423.52	1.00	\$20,423.52	0.00	\$0.00	1.00	\$20,423.52	\$0.00	0.0%	
193	GUTIERREZ, JOSE A.	1615		1	\$19,487.52	0	0	0	1.00	\$19,487.52	1.00	\$19,487.52	0.00	\$0.00	1.00	\$19,487.52	\$0.00	0.0%	
194	HENDRICKSON, HOWARD D.	1615		1	\$25,721.28	0	0	0	1.00	\$25,721.28	1.00	\$25,721.28	0.00	\$0.00	1.00	\$25,721.28	\$0.00	0.0%	
195	HERNANDEZ, DELLA T.	1615		1	\$15,060.48	\$1,562.88	0	0	1.00	\$16,623.36	1.00	\$16,623.36	0.00	\$0.00	1.00	\$16,623.36	\$0.00	0.0%	
196	HUTCHISON, KATHRYN L.	1615		1	\$20,910.24	0	0	0	1.00	\$20,910.24	1.00	\$20,910.24	0.00	\$0.00	1.00	\$20,910.24	\$0.00	0.0%	
197	JACKSON, JACK M.	1615		1	\$18,551.52	0	0	0	1.00	\$18,551.52	1.00	\$18,551.52	0.00	\$0.00	1.00	\$18,551.52	\$0.00	0.0%	
198	LOPEZ, ANTHONY E	1615		1	\$18,083.52	0	0	0	1.00	\$18,083.52	1.00	\$18,083.52	0.00	\$0.00	1.00	\$18,083.52	\$0.00	0.0%	
199	LOPEZ, ELOY A	1615		1	\$29,895.84	0	0	0	1.00	\$29,895.84	1.00	\$29,895.84	0.00	\$0.00	1.00	\$29,895.84	\$0.00	0.0%	
200	LOPEZ, FELIPE J	1615		1	\$22,726.08	0	0	0	1.00	\$22,726.08	1.00	\$22,726.08	0.00	\$0.00	1.00	\$22,726.08	\$0.00	0.0%	
201	MARCUCCI, JOEL K	1615		0.5	\$9,041.76	0	0	0	0.50	\$9,041.76	0.50	\$9,041.76	0.00	\$0.00	0.50	\$9,041.76	\$0.00	0.0%	
202	MATA, MIGUEL	1615		1	\$18,551.52	0	0	0	1.00	\$18,551.52	1.00	\$18,551.52	0.00	\$0.00	1.00	\$18,551.52	\$0.00	0.0%	
203	MITCHELL, ROBERT C	1615		1	\$19,038.24	0	0	0	1.00	\$19,038.24	1.00	\$19,038.24	0.00	\$0.00	1.00	\$19,038.24	\$0.00	0.0%	
204	MOLINAR RODRIGUEZ, ALDO	1615		1	\$18,551.52	0	0	0	1.00	\$18,551.52	1.00	\$18,551.52	0.00	\$0.00	1.00	\$18,551.52	\$0.00	0.0%	
205	MONTOYA, GEORGE LUCERO	1615		1	\$20,910.24	0	0	0	1.00	\$20,910.24	1.00	\$20,910.24	0.00	\$0.00	1.00	\$20,910.24	\$0.00	0.0%	
206	MOONEY, KATHY L.	1615		1	\$17,578.08	0	0	0	1.00	\$17,578.08	1.00	\$17,578.08	0.00	\$0.00	1.00	\$17,578.08	\$0.00	0.0%	
207	MORALES, ALEJANDRO PATRICK	1615		1	\$17,578.08	0	0	0	1.00	\$17,578.08	1.00	\$17,578.08	0.00	\$0.00	1.00	\$17,578.08	\$0.00	0.0%	
208	OLIVAREZ, PATRICIA ANN	1615		1	\$8,964.80	\$7,171.84	0	0	1.00	\$16,136.64	1.00	\$16,136.64	0.00	\$0.00	1.00	\$16,136.64	\$0.00	0.0%	
209	ORTEGA, RICHARD DAVID	1615		1	\$17,578.08	0	0	0	1.00	\$17,578.08	1.00	\$17,578.08	0.00	\$0.00	1.00	\$17,578.08	\$0.00	0.0%	
210	PARRISH, MARVIN E.	1615		1	\$19,038.24	0	0	0	1.00	\$19,038.24	1.00	\$19,038.24	0.00	\$0.00	1.00	\$19,038.24	\$0.00	0.0%	
211	PENKA, TODD J.	1615		1	\$16,997.76	0	0	0	1.00	\$16,997.76	1.00	\$16,997.76	0.00	\$0.00	1.00	\$16,997.76	\$0.00	0.0%	
212	PETERSON, ROBERT D.	1615		1	\$6,275.36	\$9,861.28	0	0	1.00	\$16,136.64	1.00	\$16,136.64	0.00	\$0.00	1.00	\$16,136.64	\$0.00	0.0%	
213	RODRIGUEZ, SANTOS L	1615		1	\$16,136.64	0	0	0	1.00	\$16,136.64	1.00	\$16,136.64	0.00	\$0.00	1.00	\$16,136.64	\$0.00	0.0%	
214	ROMAN, RALPH S.	1615		1	\$26,432.64	0	0	0	1.00	\$26,432.64	1.00	\$26,432.64	0.00	\$0.00	1.00	\$26,432.64	\$0.00	0.0%	
215	ROMERO, ROGER L.	1615		1	\$22,464.00	0	0	0	1.00	\$22,464.00	1.00	\$22,464.00	0.00	\$0.00	1.00	\$22,464.00	\$0.00	0.0%	
216	SALAZAR, JOSEPH	1615		1	\$12,645.12	\$3,978.24	0	0	1.00	\$16,623.36	1.00	\$16,623.36	0.00	\$0.00	1.00	\$16,623.36	\$0.00	0.0%	
217	SANCHEZ, CHRISTOPHER P	1615		1	\$5,585.76	\$10,550.88	0	0	1.00	\$16,136.64	1.00	\$16,136.64	0.00	\$0.00	1.00	\$16,136.64	\$0.00	0.0%	
218	SANCHEZ, MARIANO	1615		1	\$18,083.52	0	0	0	1.00	\$18,083.52	1.00	\$18,083.52	0.00	\$0.00	1.00	\$18,083.52	\$0.00	0.0%	
219	SANTOS, MANUEL	1615		0.5	\$8,068.32	0	0	0	0.50	\$8,068.32	0.50	\$8,068.32	0.00	\$0.00	0.50	\$8,068.32	\$0.00	0.0%	
220	SCHUYLER, JACK A	1615		1	\$17,578.08	0	0	0	1.00	\$17,578.08	1.00	\$17,578.08	0.00	\$0.00	1.00	\$17,578.08	\$0.00	0.0%	
221	STALCAR, JAMES D.	1615		1	\$2,273.28	\$14,350.08	0	0	1.00	\$16,623.36	1.00	\$16,623.36	0.00	\$0.00	1.00	\$16,623.36	\$0.00	0.0%	
222	TRUJILLO, TIFFANY ANN	1615		1	\$3,054.72	\$13,568.64	0	0	1.00	\$16,623.36	1.00	\$16,623.36	0.00	\$0.00	1.00	\$16,623.36	\$0.00	0.0%	

**WORKSHEET IV
PERSONNEL OTHER THAN CLASSROOM TEACHERS
AVERAGE SALARY COMPUTATION
2016-2017**

DISTRICT NAME: Alamogordo Public Schools
CHARTER NAME: (ENTER NAME)

PED No. 046
Worksheet IV Revision: 02/26/16

Number	Name of Employee	Job Class No.	Degree 2015-2016	2015-2016							2016-2017							Total \$ Increase (col. 13-7)	Total % Increase (col. 14-7 / 7)
				Operational		Add Adj. for Late Beginners	Other Funds		FTE (1+4)	Total Contract Salary (Col. 2+3+5)	Operational		Other Funds		FTE (8+10)	Total Contract Salary (Col. 9+11)			
				FTE	Base Salary		FTE	Base Salary			FTE	Base Salary	FTE	Base Salary					
223	VARGAS, CARLOS ALBERTO	1615		1	\$16,623.36	0	0	0	1.00	\$16,623.36	1.00	\$16,623.36	0.00	\$0.00	1.00	\$16,623.36	\$0.00	0.0%	
224	VEGA, LARRY R	1615		1	\$18,083.52	0	0	0	1.00	\$18,083.52	1.00	\$18,083.52	0.00	\$0.00	1.00	\$18,083.52	\$0.00	0.0%	
225	DE LA FUENTE, AGAPITO L.	1616		1	\$20,329.92	0	0	0	1.00	\$20,329.92	1.00	\$20,329.92	0.00	\$0.00	1.00	\$20,329.92	\$0.00	0.0%	
226	GONZALES, MIGUEL	1616		1	\$24,672.96	0	0	0	1.00	\$24,672.96	1.00	\$24,672.96	0.00	\$0.00	1.00	\$24,672.96	\$0.00	0.0%	
227	HUDSON, NORMAN B.	1616		1	\$46,158.00	0	0	0	1.00	\$46,158.00	1.00	\$46,158.00	0.00	\$0.00	1.00	\$46,158.00	\$0.00	0.0%	
228	ORTEGA, WILLIE G	1616		1	\$19,843.20	0	0	0	1.00	\$19,843.20	1.00	\$19,843.20	0.00	\$0.00	1.00	\$19,843.20	\$0.00	0.0%	
229	SEDILLO, ELIZABETH A	1618		1	\$44,955.00	0	0	0	1.00	\$44,955.00	1.00	\$44,955.00	0.00	\$0.00	1.00	\$44,955.00	\$0.00	0.0%	
230	KICKLIGHTER, HAROLD L.	1622		1	\$19,901.44	0	0	0	1.00	\$19,901.44	1.00	\$19,901.44	0.00	\$0.00	1.00	\$19,901.44	\$0.00	0.0%	
231	RODRIGUEZ, MARTHA C.	1622		1	\$3,785.60	\$16,115.84	0	0	1.00	\$19,901.44	1.00	\$19,901.44	0.00	\$0.00	1.00	\$19,901.44	\$0.00	0.0%	
232	BRAZIEL, TOMMIE JEAN	1623		1	\$19,062.40	0	0	0	1.00	\$19,062.40	1.00	\$19,062.40	0.00	\$0.00	1.00	\$19,062.40	\$0.00	0.0%	
233	CUTTS, RANDALL L.	1623		1	\$18,179.20	0	0	0	1.00	\$18,179.20	1.00	\$18,179.20	0.00	\$0.00	1.00	\$18,179.20	\$0.00	0.0%	
234	DILWORTH, MICHELLE L.	1623		1	\$22,168.32	0	0	0	1.00	\$22,168.32	1.00	\$22,168.32	0.00	\$0.00	1.00	\$22,168.32	\$0.00	0.0%	
235	LOUGH, MICHAEL G.	1623		1	\$23,507.84	0	0	0	1.00	\$23,507.84	1.00	\$23,507.84	0.00	\$0.00	1.00	\$23,507.84	\$0.00	0.0%	
236	ROMERO, PETER	1623		1	\$19,062.40	0	0	0	1.00	\$19,062.40	1.00	\$19,062.40	0.00	\$0.00	1.00	\$19,062.40	\$0.00	0.0%	
237	SCHARMACK, MICHAEL J	1623		1	\$16,986.88	0	0	0	1.00	\$16,986.88	1.00	\$16,986.88	0.00	\$0.00	1.00	\$16,986.88	\$0.00	0.0%	
238	CURTMAN, TERESA G.	1711		1	\$14,078.19	\$7,769.93	0	0	1.00	\$21,848.12	1.00	\$21,848.12	0.00	\$0.00	1.00	\$21,848.12	\$0.00	0.0%	
239	GONZALES, JULIAN G.	1711		1	\$14,206.29	0	0	0	1.00	\$14,206.29	1.00	\$14,206.29	0.00	\$0.00	1.00	\$14,206.29	\$0.00	0.0%	
240	GONZALES, PETRA D.	1711		1	\$14,206.29	0	0	0	1.00	\$14,206.29	1.00	\$14,206.29	0.00	\$0.00	1.00	\$14,206.29	\$0.00	0.0%	
241	GOODMAN, JASON M	1711		1	\$14,334.39	0	0	0	1.00	\$14,334.39	1.00	\$14,334.39	0.00	\$0.00	1.00	\$14,334.39	\$0.00	0.0%	
242	HOPKINS, KATHRYN M.	1711		1	\$15,743.49	0	0	0	1.00	\$15,743.49	1.00	\$15,743.49	0.00	\$0.00	1.00	\$15,743.49	\$0.00	0.0%	
243	JOHNSON, JAMI DEE	1711		1	\$16,870.77	0	0	0	1.00	\$16,870.77	1.00	\$16,870.77	0.00	\$0.00	1.00	\$16,870.77	\$0.00	0.0%	
244	MARTINEZ, CRYSTAL L	1711		1	\$14,206.29	0	0	0	1.00	\$14,206.29	1.00	\$14,206.29	0.00	\$0.00	1.00	\$14,206.29	\$0.00	0.0%	
245	PADILLA, BERTHA L.	1711		0.248	\$4,832.03	0	0.752	14651.98	1.00	\$19,484.01	0.25	\$4,832.03	0.75	\$14,651.98	1.00	\$19,484.01	\$0.00	0.0%	
246	reopened position	1711		1	\$14,603.40	0	0	0	1.00	\$14,603.40	1.00	\$14,603.40	0.00	\$0.00	1.00	\$14,603.40	\$0.00	0.0%	
247	RIVERA, SOCORRO	1711		1	\$22,494.36	0	0	0	1.00	\$22,494.36	1.00	\$22,494.36	0.00	\$0.00	1.00	\$22,494.36	\$0.00	0.0%	
248	RODRIGUEZ, FELISETAS	1711		1	\$14,334.39	0	0	0	1.00	\$14,334.39	1.00	\$14,334.39	0.00	\$0.00	1.00	\$14,334.39	\$0.00	0.0%	
249	SHAW, KELLY	1711		0.5	\$8,704.08	0	0	0	0.50	\$8,704.08	0.50	\$8,704.08	0.00	\$0.00	0.50	\$8,704.08	\$0.00	0.0%	
250	SHOEMAKER, TROY	1711		1	\$19,125.33	0	0	0	1.00	\$19,125.33	1.00	\$19,125.33	0.00	\$0.00	1.00	\$19,125.33	\$0.00	0.0%	
251	TRUJILLO, FERNANDO G JR	1711		1	\$1,016.26	\$12,267.71	0	0	1.00	\$13,283.97	1.00	\$13,283.97	0.00	\$0.00	1.00	\$13,283.97	\$0.00	0.0%	
252	WILLIS, MICHAELLA M.	1711		1	\$14,078.19	0	0	0	1.00	\$14,078.19	1.00	\$14,078.19	0.00	\$0.00	1.00	\$14,078.19	\$0.00	0.0%	
253	ALVARADO, RITA ANNA	1712		1	\$16,499.28	0	0	0	1.00	\$16,499.28	1.00	\$16,499.28	0.00	\$0.00	1.00	\$16,499.28	\$0.00	0.0%	
254	AMES, ESTHER ELISABETH	1712		1	\$8,783.39	\$5,226.48	0	0	1.00	\$14,009.87	1.00	\$14,009.87	0.00	\$0.00	1.00	\$14,009.87	\$0.00	0.0%	
255	ARENS, JEANETTE L.	1712		1	\$15,384.81	0	0	0	1.00	\$15,384.81	1.00	\$15,384.81	0.00	\$0.00	1.00	\$15,384.81	\$0.00	0.0%	
256	BAGINSKI, RENEE L.	1712		1	\$16,127.79	0	0	0	1.00	\$16,127.79	1.00	\$16,127.79	0.00	\$0.00	1.00	\$16,127.79	\$0.00	0.0%	
257	BENNETT, MARY NELL	1712		1	\$18,741.03	0	0	0	1.00	\$18,741.03	1.00	\$18,741.03	0.00	\$0.00	1.00	\$18,741.03	\$0.00	0.0%	
258	BERGHOLD, ANITA A.	1712		1	\$15,384.81	0	0	0	1.00	\$15,384.81	1.00	\$15,384.81	0.00	\$0.00	1.00	\$15,384.81	\$0.00	0.0%	
259	BORREGO, CRISTINA	1712		1	\$8,923.88	\$5,154.31	0	0	1.00	\$14,078.19	1.00	\$14,078.19	0.00	\$0.00	1.00	\$14,078.19	\$0.00	0.0%	

**WORKSHEET IV
PERSONNEL OTHER THAN CLASSROOM TEACHERS
AVERAGE SALARY COMPUTATION
2016-2017**

DISTRICT NAME: Alamogordo Public Schools
CHARTER NAME: (ENTER NAME)

PED No. 046
Worksheet IV Revision: 02/26/16

Number	Name of Employee	Job Class No.	Degree 2015-2016	2015-2016							2016-2017							Total \$ Increase (col. 13-7)	Total % Increase (col. 14-7 / 7)
				Operational		Add Adj. for Late Beginners	Other Funds		FTE (1+4)	Total Contract Salary (Col. 2+3+5)	Operational		Other Funds		FTE (8+10)	Total Contract Salary (Col. 9+11)			
				FTE	Base Salary		FTE	Base Salary			FTE	Base Salary	FTE	Base Salary					
260	BROOKBANK, TAMMY	1712		1	\$5,589.43	\$7,694.54	0	0	1.00	\$13,283.97	1.00	\$13,283.97	0.00	\$0.00	1.00	\$13,283.97	\$0.00	0.0%	
261	BUSTAMANTE, ADELA J.	1712		1	\$16,127.79	0	0	0	1.00	\$16,127.79	1.00	\$16,127.79	0.00	\$0.00	1.00	\$16,127.79	\$0.00	0.0%	
262	COOK, AMY J	1712		1	\$15,743.49	0	0	0	1.00	\$15,743.49	1.00	\$15,743.49	0.00	\$0.00	1.00	\$15,743.49	\$0.00	0.0%	
263	CORDOVA, JANNETTE	1712		1	\$11,469.22	\$1,814.75	0	0	1.00	\$13,283.97	1.00	\$13,283.97	0.00	\$0.00	1.00	\$13,283.97	\$0.00	0.0%	
264	DOWLER, WILLIAM J	1712		1	\$14,078.19	0	0	0	1.00	\$14,078.19	1.00	\$14,078.19	0.00	\$0.00	1.00	\$14,078.19	\$0.00	0.0%	
265	GARCIA, DACIA A.	1712		1	\$15,000.51	0	0	0	1.00	\$15,000.51	1.00	\$15,000.51	0.00	\$0.00	1.00	\$15,000.51	\$0.00	0.0%	
266	GARCIA, ELMA I.	1712		1	\$19,484.01	0	0	0	1.00	\$19,484.01	1.00	\$19,484.01	0.00	\$0.00	1.00	\$19,484.01	\$0.00	0.0%	
267	GRAH, JENNIFER C.	1712		1	\$15,743.49	0	0	0	1.00	\$15,743.49	1.00	\$15,743.49	0.00	\$0.00	1.00	\$15,743.49	\$0.00	0.0%	
268	HALL, HOLLY E	1712		1	\$14,334.39	0	0	0	1.00	\$14,334.39	1.00	\$14,334.39	0.00	\$0.00	1.00	\$14,334.39	\$0.00	0.0%	
269	HARDWAY, KIRSTEN ANNE	1712		1	\$5,952.38	\$7,331.59	0	0	1.00	\$13,283.97	1.00	\$13,283.97	0.00	\$0.00	1.00	\$13,283.97	\$0.00	0.0%	
270	HIBBEN, FAITH	1712		1	\$16,499.28	0	0	0	1.00	\$16,499.28	1.00	\$16,499.28	0.00	\$0.00	1.00	\$16,499.28	\$0.00	0.0%	
271	HOLMES, LEANNE E.	1712		1	\$11,977.35	\$1,306.62	0	0	1.00	\$13,283.97	1.00	\$13,283.97	0.00	\$0.00	1.00	\$13,283.97	\$0.00	0.0%	
272	LESTER, KATRINA A.	1712		1	\$15,000.51	0	0	0	1.00	\$15,000.51	1.00	\$15,000.51	0.00	\$0.00	1.00	\$15,000.51	\$0.00	0.0%	
273	LOWE, BRENDA F.	1712		1	\$16,870.77	0	0	0	1.00	\$16,870.77	1.00	\$16,870.77	0.00	\$0.00	1.00	\$16,870.77	\$0.00	0.0%	
274	MATTHEWS, CAROL F.	1712		1	\$19,484.01	0	0	0	1.00	\$19,484.01	1.00	\$19,484.01	0.00	\$0.00	1.00	\$19,484.01	\$0.00	0.0%	
275	MIER, MARK G.	1712		1	\$19,125.33	0	0	0	1.00	\$19,125.33	1.00	\$19,125.33	0.00	\$0.00	1.00	\$19,125.33	\$0.00	0.0%	
276	MYERS, TERRY L.	1712		1	\$20,239.80	0	0	0	1.00	\$20,239.80	1.00	\$20,239.80	0.00	\$0.00	1.00	\$20,239.80	\$0.00	0.0%	
277	OTERO, MAUREEN R.	1712		1	\$15,000.51	0	0	0	1.00	\$15,000.51	1.00	\$15,000.51	0.00	\$0.00	1.00	\$15,000.51	\$0.00	0.0%	
278	ROTH, ERIKA L.	1712		1	\$14,206.29	0	0	0	1.00	\$14,206.29	1.00	\$14,206.29	0.00	\$0.00	1.00	\$14,206.29	\$0.00	0.0%	
279	ROUYER, LORETTA ROSE	1712		1	\$4,210.22	\$9,073.75	0	0	1.00	\$13,283.97	1.00	\$13,283.97	0.00	\$0.00	1.00	\$13,283.97	\$0.00	0.0%	
280	RUSHING, NATALIE LYNNE	1712		1	\$14,206.29	0	0	0	1.00	\$14,206.29	1.00	\$14,206.29	0.00	\$0.00	1.00	\$14,206.29	\$0.00	0.0%	
281	SCHREFFLER, ASHLEY NICHOLE	1712		1	\$4,065.04	\$9,218.93	0	0	1.00	\$13,283.97	1.00	\$13,283.97	0.00	\$0.00	1.00	\$13,283.97	\$0.00	0.0%	
282	SMITH, SCOTT L	1712		1	\$14,078.19	0	0	0	1.00	\$14,078.19	1.00	\$14,078.19	0.00	\$0.00	1.00	\$14,078.19	\$0.00	0.0%	
283	SPITSBERG, SCOTT P	1712		1	\$14,334.39	0	0	0	1.00	\$14,334.39	1.00	\$14,334.39	0.00	\$0.00	1.00	\$14,334.39	\$0.00	0.0%	
284	STOKES, CARY A.	1712		1	\$13,283.97	0	0	0	1.00	\$13,283.97	1.00	\$13,283.97	0.00	\$0.00	1.00	\$13,283.97	\$0.00	0.0%	
285	STRICKLAND, SANDY L	1712		1	\$14,206.29	0	0	0	1.00	\$14,206.29	1.00	\$14,206.29	0.00	\$0.00	1.00	\$14,206.29	\$0.00	0.0%	
286	TINGUELY, SUSAN E.	1712		1	\$18,981.55	0	0	0	1.00	\$18,981.55	1.00	\$18,981.55	0.00	\$0.00	1.00	\$18,981.55	\$0.00	0.0%	
287	VIGIL, ELISA ADINA	1712		1	\$13,283.97	0	0	0	1.00	\$13,283.97	1.00	\$13,283.97	0.00	\$0.00	1.00	\$13,283.97	\$0.00	0.0%	
288	BLAKE, CYNTHIA LOUISE	1713		1	\$17,613.75	0	0	0	1.00	\$17,613.75	1.00	\$17,613.75	0.00	\$0.00	1.00	\$17,613.75	\$0.00	0.0%	
289	BRAZIEL, TAYLOR RENEE	1713		1	\$9,799.65	\$3,484.32	0	0	1.00	\$13,283.97	1.00	\$13,283.97	0.00	\$0.00	1.00	\$13,283.97	\$0.00	0.0%	
290	COLMENERO, ROSEMARY	1713		1	\$15,743.49	0	0	0	1.00	\$15,743.49	1.00	\$15,743.49	0.00	\$0.00	1.00	\$15,743.49	\$0.00	0.0%	
291	CUNNINGHAM, ANGELA M	1713		1	\$14,334.39	0	0	0	1.00	\$14,334.39	1.00	\$14,334.39	0.00	\$0.00	1.00	\$14,334.39	\$0.00	0.0%	
292	EATON, VIVIAN	1713		1	\$16,499.28	0	0	0	1.00	\$16,499.28	1.00	\$16,499.28	0.00	\$0.00	1.00	\$16,499.28	\$0.00	0.0%	
293	FLORES, ROSA M.	1713		1	\$20,624.10	0	0	0	1.00	\$20,624.10	1.00	\$20,624.10	0.00	\$0.00	1.00	\$20,624.10	\$0.00	0.0%	
294	GUERRERO, GLORIA A.	1713		1	\$16,870.77	0	0	0	1.00	\$16,870.77	1.00	\$16,870.77	0.00	\$0.00	1.00	\$16,870.77	\$0.00	0.0%	
295	GUILLOT, RITA L.	1713		1	\$22,494.36	0	0	0	1.00	\$22,494.36	1.00	\$22,494.36	0.00	\$0.00	1.00	\$22,494.36	\$0.00	0.0%	
296	HARE, CONNIE J.	1713		1	\$16,127.79	\$0.00	0	0	1.00	\$16,127.79	1.00	\$16,127.79	0.00	\$0.00	1.00	\$16,127.79	\$0.00	0.0%	

**WORKSHEET IV
PERSONNEL OTHER THAN CLASSROOM TEACHERS
AVERAGE SALARY COMPUTATION
2016-2017**

DISTRICT NAME: Alamogordo Public Schools
CHARTER NAME: (ENTER NAME)

PED No. 046
Worksheet IV Revision: 02/26/16

Number	Name of Employee	Job Class No.	Degree 2015-2016	1	2	3	4	5	6	7	8	9	10	11	12	13	14	15	
				2015-2016							2016-2017							Total \$ Increase (col. 13-7)	Total % Increase (col. 14-7 / 7)
				Operational FTE	Operational Base Salary	Add Adj. for Late Beginners	Other Funds FTE	Other Funds Base Salary	FTE (1+4)	Total Contract Salary (Col. 2+3+5)	Operational FTE	Operational Base Salary	Other Funds FTE	Other Funds Base Salary	FTE (8+10)	Total Contract Salary (Col. 9+11)			
297	HERNANDEZ, SANDRA	1713		1	\$16,499.28	0	0	0	1.00	\$16,499.28	1.00	\$16,499.28	0.00	\$0.00	1.00	\$16,499.28	\$0.00	0.0%	
298	MATA, CONNIE M.	1713		1	\$14,603.40	0	0	0	1.00	\$14,603.40	1.00	\$14,603.40	0.00	\$0.00	1.00	\$14,603.40	\$0.00	0.0%	
299	MCELHENY, TERESA ANN	1713		1	\$13,283.97	0	0	0	1.00	\$13,283.97	1.00	\$13,283.97	0.00	\$0.00	1.00	\$13,283.97	\$0.00	0.0%	
300	MIRANDA, TAMI	1713		1	\$15,743.49	0	0	0	1.00	\$15,743.49	1.00	\$15,743.49	0.00	\$0.00	1.00	\$15,743.49	\$0.00	0.0%	
301	MORROW, LINDA B.	1713		1	\$16,499.28	0	0	0	1.00	\$16,499.28	1.00	\$16,499.28	0.00	\$0.00	1.00	\$16,499.28	\$0.00	0.0%	
302	NIELSEN, PAMELA F	1713		1	\$14,334.39	0	0	0	1.00	\$14,334.39	1.00	\$14,334.39	0.00	\$0.00	1.00	\$14,334.39	\$0.00	0.0%	
303	OBRIEN, TINA J.	1713		1	\$19,125.33	0	0	0	1.00	\$19,125.33	1.00	\$19,125.33	0.00	\$0.00	1.00	\$19,125.33	\$0.00	0.0%	
304	OSTERHOLM, LISA A.	1713		1	\$17,998.05	0	0	0	1.00	\$17,998.05	1.00	\$17,998.05	0.00	\$0.00	1.00	\$17,998.05	\$0.00	0.0%	
305	ROMAN, BRYAN J	1713		1	\$14,334.39	0	0	0	1.00	\$14,334.39	1.00	\$14,334.39	0.00	\$0.00	1.00	\$14,334.39	\$0.00	0.0%	
306	SAYLOR, RUTH ANGELICA	1713		1	\$16,499.28	0	0	0	1.00	\$16,499.28	1.00	\$16,499.28	0.00	\$0.00	1.00	\$16,499.28	\$0.00	0.0%	
307	TREMBLY, JESSICA R.	1713		1	\$5,526.48	\$8,057.49	0	0	1.00	\$13,583.97	1.00	\$13,583.97	0.00	\$0.00	1.00	\$13,583.97	\$0.00	0.0%	
308	VAN CLEAVE, RACHEL MARIE	1713		1	\$14,334.39	0	0	0	1.00	\$14,334.39	1.00	\$14,334.39	0.00	\$0.00	1.00	\$14,334.39	\$0.00	0.0%	
309	VARGAS, ADELLITA A.	1713		1	\$19,868.31	0	0	0	1.00	\$19,868.31	1.00	\$19,868.31	0.00	\$0.00	1.00	\$19,868.31	\$0.00	0.0%	
310				0.00	\$0.00	\$0.00	0.00	\$0.00	0.00	\$0.00	0.00	\$0.00	0.00	\$0.00	0.00	\$0.00	\$0.00	0.0%	
				0.00	\$0.00	\$0.00	0.00	\$0.00	0.00	\$0.00	0.00	\$0.00	0.00	\$0.00	0.00	\$0.00	\$0.00	0.0%	
	TOTAL			298.51	\$8,898,048.36	\$382,768.87	6.94	\$276,177.45	305.45	\$9,556,994.68	298.51	\$9,246,256.99	6.94	\$310,779.48	305.45	\$9,557,036.47	\$41.79	0.0%	

WORKSHEET V INSTRUCTIONS

The **Worksheet V** form was designed to collect salaries budgeted out of the "Operational Fund". This form compares current year salaries to projected salaries for both base and contract amounts for returning staff in order to compute average salary increases.

In order to ensure that this form is utilized and presented properly, we ask that you take the time to look through the instructions for each column before filling out the form.

1st Untitled column Name of Employee - self-explanatory

2nd Untitled column Job Class No. 2015-2016 - The only eligible job class numbers to be used on this form are for teachers. More specifically, they are the following:

1411 - Teachers - Grades 1-12	1414 - Teachers - Preschool (exclude Special Education)
1412 - Teachers - Special Education	1415 - Teachers - Vocational & Technical
1413 - Teachers - Early Childhood Education	1416 - Teachers - Other Instruction
	1422 - Teachers - Special Education Gifted

3rd Untitled column LEVEL 0,1, 2, 3: Enter each teacher's Licensure Level. Level "zero" is for interns. Please select from the menu option and do not deviate from this option.

4th Untitled column Degree 2015-2016 - Used to determine placement on the salary schedule, using current degree status.

Column 1 Oper. FTE - designed to capture the FTE paid through the **OPERATIONAL FUND**. This is the only column used to capture this information for the two years being compared, so **it must be used only for those RETURNING FTEs that are expected (and budgeted) for the upcoming school year**. If a position is currently vacant or an employee is not expected to return, they should not be included on this form.

Column 2 Actual Base Salary Paid 2015-2016 - To show the actual amount expected to be paid to an employee for the current year - NOT THE SALARY FROM THE SALARY SCHEDULE. Although this amount may match the salary schedule, it may not due to late beginning employees. Adjustments will be made in column 5.

Column 3 Add Adj. for Late Beginners 2015-2016 - used as an adjustment for those employees who started after the beginning of the year, but who are expected to return (and are budgeted) for the upcoming school year. This adjustment should bring an employee's salary up to the level they would have received, had they been there the full year.

Column 4 TOTAL Base 2015-2016 - Adds the two previous columns to give a true annual salary. This number is automatically calculated and is needed to show a true comparison to the proposed annual salary.

Column 5 Allowable Increments 2015-2016 - All increments that relate to classroom instruction are allowable, such as an increment for a teacher serving as a department head. The amounts which should be EXCLUDED from this total are non-recurring one-time increases, extended contract amounts and those increments related to the Athletics (07) and Non-Instructional Student Support (08) functions.

Column 6 Total Contract Salary 2015-2016 - Adds the TOTAL Base figure (col. 4), and Allowable Increments (col. 5) for the current year. This number is automatically calculated.

Column 7 Oper. FTE - Repeat of column 1; will carry over automatically.

Column 8 Teaching Experience Allowed 2016-2017 - The amount of experience that will be allowed for placement on the salary schedule. Refer to district guidelines when employee was not employed for the entire previous year.

Column 9 PROPOSED Base Salary 2016-2017 - same as column 6, except there will not be any late beginning adjustments to add - every position will be proposed and budgeted assuming full-year employment.

Column 10 Allowable Increments 2016-2017 - See column 5 instructions.

Column 11 Total Contract Salary 2016-2017 - Adds the PROPOSED Base figure (col. 9), and Allowable Increments (col. 10) for the current year. This number is automatically calculated.

Column 12 Total Contract Increase - The difference between the proposed year's (2016-2017) contract amount (col. 11) and the current year's (2015-2016) contract amount (col. 6). This number is automatically calculated.

Column 13 Total Base % Increase - The percentage difference between the proposed year's (2016-2017) base amount (col. 9) and the current year's (2015-2016) base amount (col. 4). This number is automatically calculated.

**WORKSHEET V
TEACHERS AVERAGE SALARY COMPUTATION
2016-2017**

Include only **CURRENTLY EMPLOYED**, Full-time equivalent, Operational Fund (11000) teachers (exclusive of part-time) whose salary and FTE are in job classification numbers **1411,1412,1413, 1414, 1415, 1416** and **1422**, and **who are expected to return for school year 2016-2017**.

The salary must fall into the Local School Board approved salary schedule, including teaching increments.

BASE Salaries

For column 4 and 9:

Total their base salary ONLY!! For late beginning teachers, include the amount they would have been paid had they been employed since the beginning of the school year and count the full position.

Column 4 $\frac{\$16,025,422.10}{\text{2015-2016 Base Salary}}$ divided by $\frac{361.66}{\text{Oper FTE}}$ equals $\frac{\$44,310.74}{}$, or **2015-2016** Average BASE Salary

Column 9 $\frac{\$16,093,181.34}{\text{2016-2017 Base Salary}}$ divided by $\frac{361.66}{\text{Oper FTE}}$ equals $\frac{\$44,498.10}{}$, or **2016-2017** Average BASE Salary

CONTRACT Salaries

For column 6 and 11:

Total their contracts, including extended contract amounts and all increments which relate to classroom instruction. **EXCLUDE non-recurring one time increases, extended contract amounts and special increments coded in the 07 and 08 function**. For late beginning teachers, include the amount they would have been paid had they been employed since the beginning of the school year and count the full position.

PROJECT THESE SAME TEACHERS on the salary schedule for 2015-2016 in the same position, qualifications and FTE but with one additional year's experience.

Column 6 $\frac{\$16,025,422.10}{\text{2015-16 Contract Salary}}$ divided by $\frac{361.66}{\text{Oper FTE}}$ equals $\frac{\$44,310.74}{}$, or **2015-2016** Average CONTRACT Salary

Column 11 $\frac{\$16,093,181.34}{\text{2016-2017 Contract Salary}}$ divided by $\frac{361.66}{\text{Oper FTE}}$ equals $\frac{\$44,498.10}{}$, or **2016-2017** Average CONTRACT Salary

YEARS EXPERIENCE

Column 8 $\frac{4,326.00}{\text{Teaching Experience Allowed}}$ divided by $\frac{361.66}{\text{Oper FTE}}$ equals $\frac{11.96}{}$, or Average Years Experience

WORKSHEET V
TEACHERS AVERAGE SALARY COMPUTATION 2016-2017
Operational Fund Only

DISTRICT NAME: Alamogordo Public Schools

PED No. 046

CHARTER NAME: (ENTER NAME)

Worksheet V Revision: 02/26/16

Number	Name of Employee	Job Class No.	2015-2016 LEVEL 0, 1, 2, 3	Degree 2015-2016	2015-2016						2016-2017						Total Contract Increase (Col. 11-6)	Total Base % Increase (Col. (9-4)/4)
					Oper FTE	Actual Base Salary Paid*	Add Adj. For Late Beginners*	TOTAL Base (Col. 2+3)	Allowable Increments*	Total Contract (Col. 4+5)	LEVEL 0, 1, 2, 3	Oper FTE	Teaching Experience Allowed*	PROPOSED Base Salary	Allowable Increments*	Total Contract (Col. 9+10)		
1	BALDERRAMA, AUBRIENNE S.	1413	1	BA	1	\$34,000.00	\$ -	\$ 34,000.00	\$ -	\$ 34,000.00	1	1.00	1	\$34,001.00	\$ -	\$ 34,001.00	\$ 1.00	0.00%
2	BIERSACK, KELLY ROBERTA	1413	1	BA	1	\$34,000.00	\$ -	\$ 34,000.00	\$ -	\$ 34,000.00	1	1.00	1	\$34,001.00	\$ -	\$ 34,001.00	\$ 1.00	0.00%
3	BRYANT, KASANDRA RAYCHELLE	1411	1	BA	1	\$34,000.00	\$ -	\$ 34,000.00	\$ -	\$ 34,000.00	1	1.00	1	\$34,001.00	\$ -	\$ 34,001.00	\$ 1.00	0.00%
4	COLE, ASHLEY R.	1411	1	BA	1	\$34,000.00	\$ -	\$ 34,000.00	\$ -	\$ 34,000.00	1	1.00	1	\$34,001.00	\$ -	\$ 34,001.00	\$ 1.00	0.00%
5	COLE, TRAVIS M.	1411	1	BA	1	\$34,000.00	\$ -	\$ 34,000.00	\$ -	\$ 34,000.00	1	1.00	1	\$34,001.00	\$ -	\$ 34,001.00	\$ 1.00	0.00%
6	CORBETT, TRACY L	1412	1	BA	1	\$34,000.00	\$ -	\$ 34,000.00	\$ -	\$ 34,000.00	1	1.00	1	\$34,001.00	\$ -	\$ 34,001.00	\$ 1.00	0.00%
7	EVANS, KILEY D.	1411	1	BA	1	\$34,000.00	\$ -	\$ 34,000.00	\$ -	\$ 34,000.00	1	1.00	1	\$34,001.00	\$ -	\$ 34,001.00	\$ 1.00	0.00%
8	FARGINO, MELISSA A.	1411	1	BA	1	\$34,000.00	\$ -	\$ 34,000.00	\$ -	\$ 34,000.00	1	1.00	1	\$34,001.00	\$ -	\$ 34,001.00	\$ 1.00	0.00%
9	FLODIN, SAMANTHA E.	1411	1	BA	1	\$34,000.00	\$ -	\$ 34,000.00	\$ -	\$ 34,000.00	1	1.00	1	\$34,001.00	\$ -	\$ 34,001.00	\$ 1.00	0.00%
10	FURROW-KIEBLER, MARCELLE M	1411	1	BA	1	\$34,000.00	\$ -	\$ 34,000.00	\$ -	\$ 34,000.00	1	1.00	1	\$34,001.00	\$ -	\$ 34,001.00	\$ 1.00	0.00%
11	GARCIA, REBECCA	1412	1	BA	1	\$34,000.00	\$ -	\$ 34,000.00	\$ -	\$ 34,000.00	1	1.00	1	\$34,001.00	\$ -	\$ 34,001.00	\$ 1.00	0.00%
12	GUILLEN, JOEL C.	1413	1	BA	1	\$34,000.00	\$ -	\$ 34,000.00	\$ -	\$ 34,000.00	1	1.00	1	\$34,001.00	\$ -	\$ 34,001.00	\$ 1.00	0.00%
13	HITT, JENNY KATHERINE	1411	1	BA	1	\$34,000.00	\$ -	\$ 34,000.00	\$ -	\$ 34,000.00	1	1.00	1	\$34,001.00	\$ -	\$ 34,001.00	\$ 1.00	0.00%
14	KILLINGS, JASMINE E.	1411	1	BA	1	\$34,000.00	\$ -	\$ 34,000.00	\$ -	\$ 34,000.00	1	1.00	1	\$34,001.00	\$ -	\$ 34,001.00	\$ 1.00	0.00%
15	LELESCH, MADELINE ANN	1412	1	BA	1	\$34,000.00	\$ -	\$ 34,000.00	\$ -	\$ 34,000.00	1	1.00	1	\$34,001.00	\$ -	\$ 34,001.00	\$ 1.00	0.00%
16	LEMKE, KENDRA L.	1411	1	BA	1	\$34,000.00	\$ -	\$ 34,000.00	\$ -	\$ 34,000.00	1	1.00	1	\$34,001.00	\$ -	\$ 34,001.00	\$ 1.00	0.00%
17	MARKMAN, MICHAEL C	1412	1	BA	0.25	\$8,500.00	\$ -	\$ 8,500.00	\$ -	\$ 8,500.00	1	0.25	1	\$8,500.25	\$ -	\$ 8,500.25	\$ 0.25	0.00%
18	MARKMAN, MICHAEL C	1318	1	BA	0.75	\$25,500.00	\$ -	\$ 25,500.00	\$ -	\$ 25,500.00	1	0.75	1	\$25,500.75	\$ -	\$ 25,500.75	\$ 0.75	0.00%
19	MONTOYA, RACHEL S.	1413	1	BA	1	\$34,000.00	\$ -	\$ 34,000.00	\$ -	\$ 34,000.00	1	1.00	1	\$34,001.00	\$ -	\$ 34,001.00	\$ 1.00	0.00%
20	OWEN, TIFFANIE L.	1411	1	BA	1	\$34,000.00	\$ -	\$ 34,000.00	\$ -	\$ 34,000.00	1	1.00	1	\$34,001.00	\$ -	\$ 34,001.00	\$ 1.00	0.00%
21	PARKER, DEMECA M	1412	1	BA	1	\$34,000.00	\$ -	\$ 34,000.00	\$ -	\$ 34,000.00	1	1.00	1	\$34,001.00	\$ -	\$ 34,001.00	\$ 1.00	0.00%
22	PERICH, ERICA	1411	1	BA	1	\$34,000.00	\$ -	\$ 34,000.00	\$ -	\$ 34,000.00	1	1.00	1	\$34,001.00	\$ -	\$ 34,001.00	\$ 1.00	0.00%
23	SHAY, EBENEZER JOSHUA	1411	1	BA	1	\$34,000.00	\$ -	\$ 34,000.00	\$ -	\$ 34,000.00	1	1.00	1	\$34,001.00	\$ -	\$ 34,001.00	\$ 1.00	0.00%
24	STOCKTON, SAVANNAH B.	1411	1	BA	1	\$34,000.00	\$ -	\$ 34,000.00	\$ -	\$ 34,000.00	1	1.00	1	\$34,001.00	\$ -	\$ 34,001.00	\$ 1.00	0.00%
25	STOCKWELL, AMANDA R.	1411	1	BA	1	\$34,000.00	\$ -	\$ 34,000.00	\$ -	\$ 34,000.00	1	1.00	1	\$34,001.00	\$ -	\$ 34,001.00	\$ 1.00	0.00%
26	TORRES, ANJELINA	1412	1	BA	1	\$34,000.00	\$ -	\$ 34,000.00	\$ -	\$ 34,000.00	1	1.00	1	\$34,001.00	\$ -	\$ 34,001.00	\$ 1.00	0.00%
27	VALADEZ, ASHLEY NICOLE	1411	1	BA	1	\$34,000.00	\$ -	\$ 34,000.00	\$ -	\$ 34,000.00	1	1.00	1	\$34,001.00	\$ -	\$ 34,001.00	\$ 1.00	0.00%
28	ARMIJO, TINA LYNN	1411	1	BA	1	\$34,001.00	\$ -	\$ 34,001.00	\$ -	\$ 34,001.00	1	1.00	2	\$34,002.00	\$ -	\$ 34,002.00	\$ 1.00	0.00%
29	BALDERRAMA, RENE M.	1411	1	BA	1	\$34,001.00	\$ -	\$ 34,001.00	\$ -	\$ 34,001.00	1	1.00	2	\$34,002.00	\$ -	\$ 34,002.00	\$ 1.00	0.00%
30	BURNS, TANJA M.	1411	1	BA	1	\$34,001.00	\$ -	\$ 34,001.00	\$ -	\$ 34,001.00	1	1.00	2	\$34,002.00	\$ -	\$ 34,002.00	\$ 1.00	0.00%
31	CHUMARD, STARR S.	1411	1	BA	1	\$34,001.00	\$ -	\$ 34,001.00	\$ -	\$ 34,001.00	1	1.00	2	\$34,002.00	\$ -	\$ 34,002.00	\$ 1.00	0.00%
32	FURPHY, DAVID HENRY	1412	1	BA	1	\$34,001.00	\$ -	\$ 34,001.00	\$ -	\$ 34,001.00	1	1.00	2	\$34,002.00	\$ -	\$ 34,002.00	\$ 1.00	0.00%
33	GAFFNEY, CATHERINE J.	1411	1	BA	1	\$34,001.00	\$ -	\$ 34,001.00	\$ -	\$ 34,001.00	1	1.00	2	\$34,002.00	\$ -	\$ 34,002.00	\$ 1.00	0.00%
34	KONIGSMARK, MARK BOLAN	1411	1	BA	1	\$34,001.00	\$ -	\$ 34,001.00	\$ -	\$ 34,001.00	1	1.00	2	\$34,002.00	\$ -	\$ 34,002.00	\$ 1.00	0.00%
35	ORJALA, ALLISON A.	1411	1	BA	1	\$34,001.00	\$ -	\$ 34,001.00	\$ -	\$ 34,001.00	1	1.00	2	\$34,002.00	\$ -	\$ 34,002.00	\$ 1.00	0.00%
36	POWELL, ASHLEY	1411	1	BA	1	\$34,001.00	\$ -	\$ 34,001.00	\$ -	\$ 34,001.00	1	1.00	2	\$34,002.00	\$ -	\$ 34,002.00	\$ 1.00	0.00%

* Refer to your instructions for definitions of column names.
 Unhide rows to add more employees. Add rows after 1200 employees (Don't forget to copy formulas after 1200!)

WORKSHEET V
TEACHERS AVERAGE SALARY COMPUTATION 2016-2017
Operational Fund Only

DISTRICT NAME: Alamogordo Public Schools
 CHARTER NAME: (ENTER NAME)

PED No. 046

Worksheet V Revision: 02/26/16

Number	Name of Employee	Job Class No.	2015-2016 LEVEL 0, 1, 2, 3	Degree 2015-2016	2015-2016						2016-2017						Total Contract Increase (Col. 11-6)	Total Base % Increase (Col. (9-4)/4)
					Oper FTE	Actual Base Salary Paid*	Add Adj. For Late Beginners*	TOTAL Base (Col. 2+3)	Allowable Increments*	Total Contract (Col. 4+5)	LEVEL 0, 1, 2, 3	Oper FTE	Teaching Experience Allowed*	PROPOSED Base Salary	Allowable Increments*	Total Contract (Col. 9+10)		
37	RAFFERTY, KATHRYN M.	1411	1	BA	1	\$34,001.00	\$ -	\$ 34,001.00	\$ -	\$ 34,001.00	1	1.00	2	\$34,002.00	\$ -	\$ 34,002.00	\$ 1.00	0.00%
38	SATATHITE, CATHARINE A	1411	1	BA	1	\$34,001.00	\$ -	\$ 34,001.00	\$ -	\$ 34,001.00	1	1.00	2	\$34,002.00	\$ -	\$ 34,002.00	\$ 1.00	0.00%
39	SCHULZ, CATHERINE N.	1411	1	BA	1	\$34,001.00	\$ -	\$ 34,001.00	\$ -	\$ 34,001.00	1	1.00	2	\$34,002.00	\$ -	\$ 34,002.00	\$ 1.00	0.00%
40	SIDES, SHELLY A	1411	1	BA	1	\$34,001.00	\$ -	\$ 34,001.00	\$ -	\$ 34,001.00	1	1.00	2	\$34,002.00	\$ -	\$ 34,002.00	\$ 1.00	0.00%
41	URBINA, YVONNE	1411	1	BA	1	\$34,001.00	\$ -	\$ 34,001.00	\$ -	\$ 34,001.00	1	1.00	2	\$34,002.00	\$ -	\$ 34,002.00	\$ 1.00	0.00%
42	VILLESICAS, DYLAN M.	1411	1	BA	1	\$34,001.00	\$ -	\$ 34,001.00	\$ -	\$ 34,001.00	1	1.00	2	\$34,002.00	\$ -	\$ 34,002.00	\$ 1.00	0.00%
43	WERNISCH, LARA E.	1411	1	BA	1	\$34,001.00	\$ -	\$ 34,001.00	\$ -	\$ 34,001.00	1	1.00	2	\$34,002.00	\$ -	\$ 34,002.00	\$ 1.00	0.00%
44	WEST, JOIE M.	1412	1	BA	1	\$34,001.00	\$ -	\$ 34,001.00	\$ -	\$ 34,001.00	1	1.00	2	\$34,002.00	\$ -	\$ 34,002.00	\$ 1.00	0.00%
45	ALFARO, DIANE GAY	1412	1	BA	1	\$34,002.00	\$ -	\$ 34,002.00	\$ -	\$ 34,002.00	1	1.00	3	\$34,003.00	\$ -	\$ 34,003.00	\$ 1.00	0.00%
46	BAKER, KRISTA M.	1411	1	BA	1	\$34,002.00	\$ -	\$ 34,002.00	\$ -	\$ 34,002.00	1	1.00	3	\$34,003.00	\$ -	\$ 34,003.00	\$ 1.00	0.00%
47	ESTRADA, CHRISTINA	1416	1	BA	1	\$35,665.14	\$ -	\$ 35,665.14	\$ -	\$ 35,665.14	1	1.00	3	\$35,666.19	\$ -	\$ 35,666.19	\$ 1.05	0.00%
48	FELTON, MELISSA H	1411	1	BA	1	\$34,002.00	\$ -	\$ 34,002.00	\$ -	\$ 34,002.00	1	1.00	3	\$34,003.00	\$ -	\$ 34,003.00	\$ 1.00	0.00%
49	LOPEZ, JESSICA E.	1411	1	BA	1	\$34,002.00	\$ -	\$ 34,002.00	\$ -	\$ 34,002.00	1	1.00	3	\$34,003.00	\$ -	\$ 34,003.00	\$ 1.00	0.00%
50	MCELHENY, KARA MARGARET	1413	1	BA	1	\$34,002.00	\$ -	\$ 34,002.00	\$ -	\$ 34,002.00	1	1.00	3	\$34,003.00	\$ -	\$ 34,003.00	\$ 1.00	0.00%
51	SOWDEN, ANDIE M.	1411	1	BA	1	\$34,002.00	\$ -	\$ 34,002.00	\$ -	\$ 34,002.00	1	1.00	3	\$34,003.00	\$ -	\$ 34,003.00	\$ 1.00	0.00%
52	WELLS, JACOB	1411	1	BA	1	\$34,002.00	\$ -	\$ 34,002.00	\$ -	\$ 34,002.00	1	1.00	3	\$34,003.00	\$ -	\$ 34,003.00	\$ 1.00	0.00%
53	JONES, DAKOTA P.	1422	1	BA	1	\$34,003.00	\$ -	\$ 34,003.00	\$ -	\$ 34,003.00	1	1.00	4	\$34,004.00	\$ -	\$ 34,004.00	\$ 1.00	0.00%
54	KEALEY, MELISSA ANN	1411	1	BA	1	\$34,003.00	\$ -	\$ 34,003.00	\$ -	\$ 34,003.00	1	1.00	4	\$34,004.00	\$ -	\$ 34,004.00	\$ 1.00	0.00%
55	LANDRY, KIMBERLY A	1411	1	BA	1	\$34,003.00	\$ -	\$ 34,003.00	\$ -	\$ 34,003.00	1	1.00	4	\$34,004.00	\$ -	\$ 34,004.00	\$ 1.00	0.00%
56	NODGE, ERIC THOMAS	1411	1	BA	1	\$34,003.00	\$ -	\$ 34,003.00	\$ -	\$ 34,003.00	1	1.00	4	\$34,004.00	\$ -	\$ 34,004.00	\$ 1.00	0.00%
57	NORIEGA, LORI R.	1411	1	BA	1	\$34,003.00	\$ -	\$ 34,003.00	\$ -	\$ 34,003.00	1	1.00	4	\$34,004.00	\$ -	\$ 34,004.00	\$ 1.00	0.00%
58	PROCTOR, BLAINE S.	1411	1	BA	1	\$34,003.00	\$ -	\$ 34,003.00	\$ -	\$ 34,003.00	1	1.00	4	\$34,004.00	\$ -	\$ 34,004.00	\$ 1.00	0.00%
59	RUIZ, KELLI	1411	1	BA	1	\$34,003.00	\$ -	\$ 34,003.00	\$ -	\$ 34,003.00	1	1.00	4	\$34,004.00	\$ -	\$ 34,004.00	\$ 1.00	0.00%
60	SENIOR, CHRISTOPHER JOHN	1411	1	BA	1	\$34,003.00	\$ -	\$ 34,003.00	\$ -	\$ 34,003.00	1	1.00	4	\$34,004.00	\$ -	\$ 34,004.00	\$ 1.00	0.00%
61	SHADRON, SARAH M.	1411	1	BA	1	\$34,003.00	\$ -	\$ 34,003.00	\$ -	\$ 34,003.00	1	1.00	4	\$34,004.00	\$ -	\$ 34,004.00	\$ 1.00	0.00%
62	SPOTTS, HEATHER BARTLETT	1413	1	BA	1	\$34,003.00	\$ -	\$ 34,003.00	\$ -	\$ 34,003.00	1	1.00	4	\$34,004.00	\$ -	\$ 34,004.00	\$ 1.00	0.00%
63	WATSON, ALLISON J.	1411	1	BA	1	\$34,003.00	\$ -	\$ 34,003.00	\$ -	\$ 34,003.00	1	1.00	4	\$34,004.00	\$ -	\$ 34,004.00	\$ 1.00	0.00%
64	WRIGHT, EMILY ELYSE	1413	1	BA	1	\$34,003.00	\$ -	\$ 34,003.00	\$ -	\$ 34,003.00	1	1.00	4	\$34,004.00	\$ -	\$ 34,004.00	\$ 1.00	0.00%
65	ARAGON, SAMUEL H. JR.	1412	1	BA	1	\$34,004.00	\$ -	\$ 34,004.00	\$ -	\$ 34,004.00	1	1.00	5	\$34,005.00	\$ -	\$ 34,005.00	\$ 1.00	0.00%
66	COOLEY, MARIA	1411	1	BA	1	\$34,005.00	\$ -	\$ 34,005.00	\$ -	\$ 34,005.00	1	1.00	6	\$34,006.00	\$ -	\$ 34,006.00	\$ 1.00	0.00%
67	MORGAN, MICHELLE A.	1411	1	BA	1	\$34,005.00	\$ -	\$ 34,005.00	\$ -	\$ 34,005.00	1	1.00	6	\$34,006.00	\$ -	\$ 34,006.00	\$ 1.00	0.00%
68	WILLIAMS, VIRGINIA	1413	1	BA	1	\$34,005.00	\$ -	\$ 34,005.00	\$ -	\$ 34,005.00	1	1.00	6	\$34,006.00	\$ -	\$ 34,006.00	\$ 1.00	0.00%
69	RODRIGUEZ, FEDERICO	1412	1	BA	1	\$33,428.00	\$ -	\$ 33,428.00	\$ -	\$ 33,428.00	1	1.00	8	\$33,429.00	\$ -	\$ 33,429.00	\$ 1.00	0.00%
70	SANCHEZ, FERNANDO A	1415	1	BA	1	\$33,428.00	\$ -	\$ 33,428.00	\$ -	\$ 33,428.00	1	1.00	8	\$33,429.00	\$ -	\$ 33,429.00	\$ 1.00	0.00%
71	LYNN, JESSICA T.	1411	1	BA+15	1	\$34,025.00	\$ -	\$ 34,025.00	\$ -	\$ 34,025.00	1	1.00	1	\$34,026.00	\$ -	\$ 34,026.00	\$ 1.00	0.00%
72	SCOTT, ANNA S.	1411	1	BA+15	1	\$34,026.00	\$ -	\$ 34,026.00	\$ -	\$ 34,026.00	1	1.00	2	\$34,027.00	\$ -	\$ 34,027.00	\$ 1.00	0.00%

* Refer to your instructions for definitions of column names.
 Unhide rows to add more employees. Add rows after 1200 employees (Don't forget to copy formulas after 1200!)

WORKSHEET V
TEACHERS AVERAGE SALARY COMPUTATION 2016-2017
Operational Fund Only

DISTRICT NAME: Alamogordo Public Schools
 CHARTER NAME: (ENTER NAME)

PED No. 046

Worksheet V Revision: 02/26/16

Number	Name of Employee	Job Class No.	2015-2016 LEVEL 0, 1, 2, 3	Degree 2015-2016	2015-2016						2016-2017						Total Contract Increase (Col. 11-6)	Total Base % Increase (Col. (9-4)/4)
					Oper FTE	Actual Base Salary Paid*	Add Adj. For Late Beginners*	TOTAL Base (Col. 2+3)	Allowable Increments*	Total Contract (Col. 4+5)	LEVEL 0, 1, 2, 3	Oper FTE	Teaching Experience Allowed*	PROPOSED Base Salary	Allowable Increments*	Total Contract (Col. 9+10)		
73	SCOTT, ANNA S.	1412	1	BA+15	1	\$34,026.00	\$ -	\$ 34,026.00	\$ -	\$ 34,026.00	1	1.00	2	\$34,027.00	\$ -	\$ 34,027.00	\$ 1.00	0.00%
74	VALDEZ, FIDENCIA LEOLA	1412	1	BA+15	1	\$34,026.00	\$ -	\$ 34,026.00	\$ -	\$ 34,026.00	1	1.00	2	\$34,027.00	\$ -	\$ 34,027.00	\$ 1.00	0.00%
75	PHILLIPS, KATIE	1411	1	BA+15	1	\$34,027.00	\$ -	\$ 34,027.00	\$ -	\$ 34,027.00	1	1.00	3	\$34,028.00	\$ -	\$ 34,028.00	\$ 1.00	0.00%
76	EPPERSON, CAROL A	1412	1	BA+15	1	\$34,028.00	\$ -	\$ 34,028.00	\$ -	\$ 34,028.00	1	1.00	4	\$34,029.00	\$ -	\$ 34,029.00	\$ 1.00	0.00%
77	SU, YI	1412	1	BA+15	1	\$34,029.00	\$ -	\$ 34,029.00	\$ -	\$ 34,029.00	1	1.00	5	\$34,030.00	\$ -	\$ 34,030.00	\$ 1.00	0.00%
78	LUNA, RITA A	1412	1	BA+15	1	\$34,030.00	\$ -	\$ 34,030.00	\$ -	\$ 34,030.00	1	1.00	6	\$34,031.00	\$ -	\$ 34,031.00	\$ 1.00	0.00%
79	WILLIAMS, SCOTTY M.	1411	1	BA+15	1	\$34,030.00	\$ -	\$ 34,030.00	\$ -	\$ 34,030.00	1	1.00	6	\$34,031.00	\$ -	\$ 34,031.00	\$ 1.00	0.00%
80	WININGER, TAMMIE C	1411	1	BA+15	1	\$34,030.00	\$ -	\$ 34,030.00	\$ -	\$ 34,030.00	1	1.00	6	\$34,031.00	\$ -	\$ 34,031.00	\$ 1.00	0.00%
81	ALLEN, MARY C.	1413	1	BA+45	1	\$34,051.00	\$ -	\$ 34,051.00	\$ -	\$ 34,051.00	1	1.00	2	\$34,052.00	\$ -	\$ 34,052.00	\$ 1.00	0.00%
82	MATERNE, LISA C.	1412	1	BA+45	1	\$35,560.00	\$ -	\$ 35,560.00	\$ -	\$ 35,560.00	1	1.00	10	\$35,561.00	\$ -	\$ 35,561.00	\$ 1.00	0.00%
83	CLEMENTSON, TRACEY	1411	1	MA	1	\$34,100.00	\$ -	\$ 34,100.00	\$ -	\$ 34,100.00	1	1.00	1	\$34,101.00	\$ -	\$ 34,101.00	\$ 1.00	0.00%
84	COPELAND, KAREE M.	1411	1	MA	1	\$34,100.00	\$ -	\$ 34,100.00	\$ -	\$ 34,100.00	1	1.00	1	\$34,101.00	\$ -	\$ 34,101.00	\$ 1.00	0.00%
85	MAYTON, RODNEY L	1411	1	MA	1	\$34,100.00	\$ -	\$ 34,100.00	\$ -	\$ 34,100.00	1	1.00	1	\$34,101.00	\$ -	\$ 34,101.00	\$ 1.00	0.00%
86	MESSER, GRANT O. II	1411	1	MA	1	\$34,100.00	\$ -	\$ 34,100.00	\$ -	\$ 34,100.00	1	1.00	1	\$34,101.00	\$ -	\$ 34,101.00	\$ 1.00	0.00%
87	OGDEN-SHAUGHNESSY, L. KATE	1411	1	MA	1	\$34,100.00	\$ -	\$ 34,100.00	\$ -	\$ 34,100.00	1	1.00	1	\$34,101.00	\$ -	\$ 34,101.00	\$ 1.00	0.00%
88	ASKAR, ERIN J.	1411	1	MA	1	\$34,101.00	\$ -	\$ 34,101.00	\$ -	\$ 34,101.00	1	1.00	2	\$34,102.00	\$ -	\$ 34,102.00	\$ 1.00	0.00%
89	HOWARD, JANICE D.	1411	1	MA	1	\$34,101.00	\$ -	\$ 34,101.00	\$ -	\$ 34,101.00	1	1.00	2	\$34,102.00	\$ -	\$ 34,102.00	\$ 1.00	0.00%
90	MCCOMB, SHANE E.	1411	1	MA	1	\$34,101.00	\$ -	\$ 34,101.00	\$ -	\$ 34,101.00	1	1.00	2	\$34,102.00	\$ -	\$ 34,102.00	\$ 1.00	0.00%
91	PEARSON, FORREST W.	1411	1	MA	1	\$34,101.00	\$ -	\$ 34,101.00	\$ -	\$ 34,101.00	1	1.00	2	\$34,102.00	\$ -	\$ 34,102.00	\$ 1.00	0.00%
92	PLAIR, RANDY DREAUX	1412	1	MA	1	\$34,101.00	\$ -	\$ 34,101.00	\$ -	\$ 34,101.00	1	1.00	2	\$34,102.00	\$ -	\$ 34,102.00	\$ 1.00	0.00%
93	WALDEN, AMANDA J.	1412	1	MA	1	\$34,101.00	\$ -	\$ 34,101.00	\$ -	\$ 34,101.00	1	1.00	2	\$34,102.00	\$ -	\$ 34,102.00	\$ 1.00	0.00%
94	TAUDIEN, KIM N.	1411	1	MA	1	\$34,603.00	\$ -	\$ 34,603.00	\$ -	\$ 34,603.00	1	1.00	3	\$34,604.00	\$ -	\$ 34,604.00	\$ 1.00	0.00%
95	DURAN, CORI C	1412	1	MA	1	\$34,947.00	\$ -	\$ 34,947.00	\$ -	\$ 34,947.00	1	1.00	4	\$34,948.00	\$ -	\$ 34,948.00	\$ 1.00	0.00%
96	REYES, COURTNEY KAY	1411	1	MA	1	\$34,947.00	\$ -	\$ 34,947.00	\$ -	\$ 34,947.00	1	1.00	4	\$34,948.00	\$ -	\$ 34,948.00	\$ 1.00	0.00%
97	SCHAFFINO, MARIANNE A.	1411	1	MA	1	\$34,948.00	\$ -	\$ 34,948.00	\$ -	\$ 34,948.00	1	1.00	5	\$34,949.00	\$ -	\$ 34,949.00	\$ 1.00	0.00%
98	FREEMAN, BARBARA M.	1413	1	MA	1	\$34,948.00	\$ -	\$ 34,948.00	\$ -	\$ 34,948.00	1	1.00	6	\$34,949.00	\$ -	\$ 34,949.00	\$ 1.00	0.00%
99	ARMSTRONG, LORELEI E	1411	1	MA	0.31	\$10,933.70	\$ -	\$ 10,933.70	\$ -	\$ 10,933.70	1	0.31	8	\$10,934.01	\$ -	\$ 10,934.01	\$ 0.31	0.00%
100	ARMSTRONG, LORELEI E	1422	1	MA	0.69	\$24,336.30	\$ -	\$ 24,336.30	\$ -	\$ 24,336.30	1	0.69	8	\$24,336.99	\$ -	\$ 24,336.99	\$ 0.69	0.00%
101	BOLLMANN, OFELIA	1411	1	MA	1	\$35,270.00	\$ -	\$ 35,270.00	\$ -	\$ 35,270.00	1	1.00	8	\$35,271.00	\$ -	\$ 35,271.00	\$ 1.00	0.00%
102	RUEDIGER, SERENA N	1411	1	MA	1	\$35,274.00	\$ -	\$ 35,274.00	\$ -	\$ 35,274.00	1	1.00	12	\$35,275.00	\$ -	\$ 35,275.00	\$ 1.00	0.00%
103	THATCHER, JANE E.	1411	3	MA	1	\$54,042.00	\$ -	\$ 54,042.00	\$ -	\$ 54,042.00	1	1.00	23	\$54,043.00	\$ -	\$ 54,043.00	\$ 1.00	0.00%
104	SHIELDS, THOMAS	1412	3	MA	1	\$54,507.00	\$ -	\$ 54,507.00	\$ -	\$ 54,507.00	1	1.00	26	\$54,508.00	\$ -	\$ 54,508.00	\$ 1.00	0.00%
105	LUNA, PETER JAMES	1416	1	MA+15	1	\$35,556.00	\$ -	\$ 35,556.00	\$ -	\$ 35,556.00	1	1.00	4	\$35,557.00	\$ -	\$ 35,557.00	\$ 1.00	0.00%
106	THOMPSON, VIKKI N.	1411	1	MA+45	1	\$34,700.00	\$ -	\$ 34,700.00	\$ -	\$ 34,700.00	1	1.00	1	\$34,701.00	\$ -	\$ 34,701.00	\$ 1.00	0.00%
107	ALDERETE, ELISHA ANN	1411	2	BA	1	\$40,200.00	\$ -	\$ 40,200.00	\$ -	\$ 40,200.00	2	1.00	4	\$42,000.00	\$ -	\$ 42,000.00	\$ 1,800.00	4.48%
108	CLAPPER, BRANDI C.	1411	2	BA	1	\$40,200.00	\$ -	\$ 40,200.00	\$ -	\$ 40,200.00	2	1.00	4	\$42,000.00	\$ -	\$ 42,000.00	\$ 1,800.00	4.48%

* Refer to your instructions for definitions of column names.
 Unhide rows to add more employees. Add rows after 1200 employees (Don't forget to copy formulas after 1200!)

WORKSHEET V
TEACHERS AVERAGE SALARY COMPUTATION 2016-2017
Operational Fund Only

DISTRICT NAME: Alamogordo Public Schools

PED No. 046

CHARTER NAME: (ENTER NAME)

Worksheet V Revision: 02/26/16

Number	Name of Employee	Job Class No.	2015-2016 LEVEL 0, 1, 2, 3	Degree 2015-2016	2015-2016						2016-2017						Total Contract Increase (Col. 11-6)	Total Base % Increase (Col. (9-4)/4)
					Oper FTE	Actual Base Salary Paid*	Add Adj. For Late Beginners*	TOTAL Base (Col. 2+3)	Allowable Increments*	Total Contract (Col. 4+5)	LEVEL 0, 1, 2, 3	Oper FTE	Teaching Experience Allowed*	PROPOSED Base Salary	Allowable Increments*	Total Contract (Col. 9+10)		
109	CRABTREE, KASSANDRA J.	1412	2	BA	1	\$40,200.00	\$ -	\$ 40,200.00	\$ -	\$ 40,200.00	2	1.00	4	\$42,000.00	\$ -	\$ 42,000.00	\$ 1,800.00	4.48%
110	HERNANDEZ-KLAASSEN, MANUEL	1415	2	BA	1	\$40,200.00	\$ -	\$ 40,200.00	\$ -	\$ 40,200.00	2	1.00	4	\$42,000.00	\$ -	\$ 42,000.00	\$ 1,800.00	4.48%
111	HILL, MADISON LEE	1411	2	BA	1	\$40,200.00	\$ -	\$ 40,200.00	\$ -	\$ 40,200.00	2	1.00	4	\$42,000.00	\$ -	\$ 42,000.00	\$ 1,800.00	4.48%
112	JOHNSON, SABRINA E.	1411	2	BA	1	\$40,200.00	\$ -	\$ 40,200.00	\$ -	\$ 40,200.00	2	1.00	4	\$42,000.00	\$ -	\$ 42,000.00	\$ 1,800.00	4.48%
113	LUNA, JENNIFER R.	1411	2	BA	1	\$40,200.00	\$ -	\$ 40,200.00	\$ -	\$ 40,200.00	2	1.00	4	\$42,000.00	\$ -	\$ 42,000.00	\$ 1,800.00	4.48%
114	MENDEZ, KRISTINA J.	1411	2	BA	1	\$40,200.00	\$ -	\$ 40,200.00	\$ -	\$ 40,200.00	2	1.00	4	\$42,000.00	\$ -	\$ 42,000.00	\$ 1,800.00	4.48%
115	RAHN, ASHLEY N	1411	2	BA	1	\$40,200.00	\$ -	\$ 40,200.00	\$ -	\$ 40,200.00	2	1.00	4	\$42,000.00	\$ -	\$ 42,000.00	\$ 1,800.00	4.48%
116	RODRIGUEZ, SASHA S	1411	2	BA	1	\$40,200.00	\$ -	\$ 40,200.00	\$ -	\$ 40,200.00	2	1.00	4	\$42,000.00	\$ -	\$ 42,000.00	\$ 1,800.00	4.48%
117	BARBOSA, RUDOLFO G.	1411	2	BA	1	\$40,201.00	\$ -	\$ 40,201.00	\$ -	\$ 40,201.00	2	1.00	5	\$42,100.00	\$ -	\$ 42,100.00	\$ 1,899.00	4.72%
118	CARDIEL-MOONEY, ROSALINDA B	1411	2	BA	1	\$40,201.00	\$ -	\$ 40,201.00	\$ -	\$ 40,201.00	2	1.00	5	\$42,100.00	\$ -	\$ 42,100.00	\$ 1,899.00	4.72%
119	CRECELIUS, KAYE WICKMAN	1411	2	BA	1	\$40,201.00	\$ -	\$ 40,201.00	\$ -	\$ 40,201.00	2	1.00	5	\$42,100.00	\$ -	\$ 42,100.00	\$ 1,899.00	4.72%
120	ESTRADA-OLSEN, TRACI	1411	2	BA	1	\$40,201.00	\$ -	\$ 40,201.00	\$ -	\$ 40,201.00	2	1.00	5	\$42,100.00	\$ -	\$ 42,100.00	\$ 1,899.00	4.72%
121	GEPHART, KRISTIN	1411	2	BA	1	\$40,201.00	\$ -	\$ 40,201.00	\$ -	\$ 40,201.00	2	1.00	5	\$42,100.00	\$ -	\$ 42,100.00	\$ 1,899.00	4.72%
122	JOHNSON, TYE H.	1412	2	BA	1	\$40,201.00	\$ -	\$ 40,201.00	\$ -	\$ 40,201.00	2	1.00	5	\$42,100.00	\$ -	\$ 42,100.00	\$ 1,899.00	4.72%
123	LUCERO, DARLEANE R.	1413	2	BA	1	\$40,201.00	\$ -	\$ 40,201.00	\$ -	\$ 40,201.00	2	1.00	5	\$42,100.00	\$ -	\$ 42,100.00	\$ 1,899.00	4.72%
124	QUIROGA, KALIE CHRISTINE	1413	2	BA	1	\$40,201.00	\$ -	\$ 40,201.00	\$ -	\$ 40,201.00	2	1.00	5	\$42,100.00	\$ -	\$ 42,100.00	\$ 1,899.00	4.72%
125	ATKINSON, JAMIE L	1411	2	BA	1	\$41,407.00	\$ -	\$ 41,407.00	\$ -	\$ 41,407.00	2	1.00	6	\$42,200.00	\$ -	\$ 42,200.00	\$ 793.00	1.92%
126	CAHILL, DOREEN C.	1411	2	BA	1	\$41,407.00	\$ -	\$ 41,407.00	\$ -	\$ 41,407.00	2	1.00	6	\$42,200.00	\$ -	\$ 42,200.00	\$ 793.00	1.92%
127	GORBY, TRACY A	1411	2	BA	1	\$41,407.00	\$ -	\$ 41,407.00	\$ -	\$ 41,407.00	2	1.00	6	\$42,200.00	\$ -	\$ 42,200.00	\$ 793.00	1.92%
128	MARTINEZ, BIANCA	1411	2	BA	1	\$41,407.00	\$ -	\$ 41,407.00	\$ -	\$ 41,407.00	2	1.00	6	\$42,200.00	\$ -	\$ 42,200.00	\$ 793.00	1.92%
129	ATKINS, KRISTA K.	1413	2	BA	1	\$41,819.00	\$ -	\$ 41,819.00	\$ -	\$ 41,819.00	2	1.00	7	\$42,450.00	\$ -	\$ 42,450.00	\$ 631.00	1.51%
130	BAKER, IDA J.	1411	2	BA	1	\$41,819.00	\$ -	\$ 41,819.00	\$ -	\$ 41,819.00	2	1.00	7	\$42,450.00	\$ -	\$ 42,450.00	\$ 631.00	1.51%
131	DAVILA, EMMANUEL	1411	2	BA	1	\$41,819.00	\$ -	\$ 41,819.00	\$ -	\$ 41,819.00	2	1.00	7	\$42,450.00	\$ -	\$ 42,450.00	\$ 631.00	1.51%
132	GARCIA, NORINE H.	1411	2	BA	1	\$41,819.00	\$ -	\$ 41,819.00	\$ -	\$ 41,819.00	2	1.00	7	\$42,450.00	\$ -	\$ 42,450.00	\$ 631.00	1.51%
133	PORCHAS, ANGELA M.	1411	2	BA	1	\$41,819.00	\$ -	\$ 41,819.00	\$ -	\$ 41,819.00	2	1.00	7	\$42,450.00	\$ -	\$ 42,450.00	\$ 631.00	1.51%
134	SILVA, JANET Y	1411	2	BA	1	\$41,819.00	\$ -	\$ 41,819.00	\$ -	\$ 41,819.00	2	1.00	7	\$42,450.00	\$ -	\$ 42,450.00	\$ 631.00	1.51%
135	TELLES, CHRISTINE A	1411	2	BA	1	\$41,819.00	\$ -	\$ 41,819.00	\$ -	\$ 41,819.00	2	1.00	7	\$42,450.00	\$ -	\$ 42,450.00	\$ 631.00	1.51%
136	HUBBLE, JOSEPH J.	1411	2	BA	1	\$41,820.00	\$ -	\$ 41,820.00	\$ -	\$ 41,820.00	2	1.00	8	\$42,900.00	\$ -	\$ 42,900.00	\$ 1,080.00	2.58%
137	HUNTER, MISTY L	1411	2	BA	1	\$41,820.00	\$ -	\$ 41,820.00	\$ -	\$ 41,820.00	2	1.00	8	\$42,900.00	\$ -	\$ 42,900.00	\$ 1,080.00	2.58%
138	LARSON, LAURA K	1413	2	BA	1	\$41,820.00	\$ -	\$ 41,820.00	\$ -	\$ 41,820.00	2	1.00	8	\$42,900.00	\$ -	\$ 42,900.00	\$ 1,080.00	2.58%
139	SERRANO, AMANDA	1412	2	BA	1	\$41,820.00	\$ -	\$ 41,820.00	\$ -	\$ 41,820.00	2	1.00	8	\$42,900.00	\$ -	\$ 42,900.00	\$ 1,080.00	2.58%
140	AL-MASOUD, SHAMLAN A.	1411	2	BA	1	\$44,584.00	\$ -	\$ 44,584.00	\$ -	\$ 44,584.00	2	1.00	10	\$44,585.00	\$ -	\$ 44,585.00	\$ 1.00	0.00%
141	BORUNDA, KRISHNA A.	1413	2	BA	1	\$44,584.00	\$ -	\$ 44,584.00	\$ -	\$ 44,584.00	2	1.00	10	\$44,585.00	\$ -	\$ 44,585.00	\$ 1.00	0.00%
142	SEWELL, CLAY W	1415	2	BA	1.14	\$51,368.52	\$ -	\$ 51,368.52	\$ -	\$ 51,368.52	2	1.14	10	\$51,369.67	\$ -	\$ 51,369.67	\$ 1.15	0.00%
143	WRIGHT, LESLIE A	1411	2	BA	1	\$44,584.00	\$ -	\$ 44,584.00	\$ -	\$ 44,584.00	2	1.00	10	\$44,585.00	\$ -	\$ 44,585.00	\$ 1.00	0.00%
144	HAYS, WILLIAM R	1411	2	BA	1	\$44,738.00	\$ -	\$ 44,738.00	\$ -	\$ 44,738.00	2	1.00	11	\$44,739.00	\$ -	\$ 44,739.00	\$ 1.00	0.00%

* Refer to your instructions for definitions of column names.
 Unhide rows to add more employees. Add rows after 1200 employees (Don't forget to copy formulas after 1200!)

WORKSHEET V
TEACHERS AVERAGE SALARY COMPUTATION 2016-2017
Operational Fund Only

DISTRICT NAME: Alamogordo Public Schools
 CHARTER NAME: (ENTER NAME)

PED No. 046

Worksheet V Revision: 02/26/16

Number	Name of Employee	Job Class No.	2015-2016 LEVEL 0, 1, 2, 3	Degree 2015-2016	2015-2016						2016-2017					Total Contract Increase (Col. 11-6)	Total Base % Increase (Col. (9-4)/4)	
					Oper FTE	Actual Base Salary Paid*	Add Adj. For Late Beginners*	TOTAL Base (Col. 2+3)	Allowable Increments*	Total Contract (Col. 4+5)	LEVEL 0, 1, 2, 3	Oper FTE	Teaching Experience Allowed*	PROPOSED Base Salary	Allowable Increments*			Total Contract (Col. 9+10)
145	JARRELL, BETHANY J.	1412	2	BA	1	\$44,738.00	\$ -	\$ 44,738.00	\$ -	\$ 44,738.00	2	1.00	11	\$44,739.00	\$ -	\$ 44,739.00	\$ 1.00	0.00%
146	ROWE, CARRIE C.	1411	2	BA	1	\$44,738.00	\$ -	\$ 44,738.00	\$ -	\$ 44,738.00	2	1.00	11	\$44,739.00	\$ -	\$ 44,739.00	\$ 1.00	0.00%
147	WRIGHT, ERIC NEAL	1411	2	BA	1	\$44,738.00	\$ -	\$ 44,738.00	\$ -	\$ 44,738.00	2	1.00	11	\$44,739.00	\$ -	\$ 44,739.00	\$ 1.00	0.00%
148	ATKINSON, JASON R.	1411	2	BA	1	\$44,894.00	\$ -	\$ 44,894.00	\$ -	\$ 44,894.00	2	1.00	12	\$44,895.00	\$ -	\$ 44,895.00	\$ 1.00	0.00%
149	BACA, DOUGLAS U.	1411	2	BA	1	\$44,894.00	\$ -	\$ 44,894.00	\$ -	\$ 44,894.00	2	1.00	12	\$44,895.00	\$ -	\$ 44,895.00	\$ 1.00	0.00%
150	HARRIS, REBECCA S	1411	2	BA	1	\$44,894.00	\$ -	\$ 44,894.00	\$ -	\$ 44,894.00	2	1.00	12	\$44,895.00	\$ -	\$ 44,895.00	\$ 1.00	0.00%
151	ONATE, IVONNE GOMEZ	1411	2	BA	1	\$44,894.00	\$ -	\$ 44,894.00	\$ -	\$ 44,894.00	2	1.00	12	\$44,895.00	\$ -	\$ 44,895.00	\$ 1.00	0.00%
152	SANDOVAL, ROBERTA JO	1411	2	BA	1	\$44,894.00	\$ -	\$ 44,894.00	\$ -	\$ 44,894.00	2	1.00	12	\$44,895.00	\$ -	\$ 44,895.00	\$ 1.00	0.00%
153	URQUIDEZ, SUNNY RAE	1411	2	BA	1	\$44,894.00	\$ -	\$ 44,894.00	\$ -	\$ 44,894.00	2	1.00	12	\$44,895.00	\$ -	\$ 44,895.00	\$ 1.00	0.00%
154	BARBOSA, CRISTINA GALLEGOS	1411	2	BA	1	\$45,048.00	\$ -	\$ 45,048.00	\$ -	\$ 45,048.00	2	1.00	13	\$45,049.00	\$ -	\$ 45,049.00	\$ 1.00	0.00%
155	COVARRUBIA, ALICIA	1413	2	BA	1	\$45,048.00	\$ -	\$ 45,048.00	\$ -	\$ 45,048.00	2	1.00	13	\$45,049.00	\$ -	\$ 45,049.00	\$ 1.00	0.00%
156	DE LA PAZ, JOAQUIN R	1416	2	BA	1	\$45,048.00	\$ -	\$ 45,048.00	\$ -	\$ 45,048.00	2	1.00	13	\$45,049.00	\$ -	\$ 45,049.00	\$ 1.00	0.00%
157	LOZANO, PATRICIA E.	1411	2	BA	1	\$45,048.00	\$ -	\$ 45,048.00	\$ -	\$ 45,048.00	2	1.00	13	\$45,049.00	\$ -	\$ 45,049.00	\$ 1.00	0.00%
158	TEDFORD, PATRICK A.	1411	3	BA	1	\$70,972.93	\$ -	\$ 70,972.93	\$ -	\$ 70,972.93	2	1.00	13	\$70,973.93	\$ -	\$ 70,973.93	\$ 1.00	0.00%
159	WALKER, TIFFANY	1411	2	BA	1	\$45,048.00	\$ -	\$ 45,048.00	\$ -	\$ 45,048.00	2	1.00	13	\$45,049.00	\$ -	\$ 45,049.00	\$ 1.00	0.00%
160	HENRY, BONNIE E.	1411	2	BA	1	\$45,204.00	\$ -	\$ 45,204.00	\$ -	\$ 45,204.00	2	1.00	14	\$45,205.00	\$ -	\$ 45,205.00	\$ 1.00	0.00%
161	WILKIE, PAUL D.	1416	2	BA	1	\$45,359.00	\$ -	\$ 45,359.00	\$ -	\$ 45,359.00	2	1.00	15	\$45,360.00	\$ -	\$ 45,360.00	\$ 1.00	0.00%
162	LEDBETTER, WARREN W.	1412	2	BA	1	\$45,514.00	\$ -	\$ 45,514.00	\$ -	\$ 45,514.00	2	1.00	16	\$45,515.00	\$ -	\$ 45,515.00	\$ 1.00	0.00%
163	SANDOVAL, JESSICA V.	1411	2	BA	1	\$45,514.00	\$ -	\$ 45,514.00	\$ -	\$ 45,514.00	2	1.00	16	\$45,515.00	\$ -	\$ 45,515.00	\$ 1.00	0.00%
164	YATES, STACEY A	1411	2	BA	1	\$45,514.00	\$ -	\$ 45,514.00	\$ -	\$ 45,514.00	2	1.00	16	\$45,515.00	\$ -	\$ 45,515.00	\$ 1.00	0.00%
165	BOWLING, SUSAN D.	1412	2	BA	1	\$45,668.00	\$ -	\$ 45,668.00	\$ -	\$ 45,668.00	2	1.00	17	\$45,669.00	\$ -	\$ 45,669.00	\$ 1.00	0.00%
166	HART, TINA M	1412	2	BA	1	\$45,668.00	\$ -	\$ 45,668.00	\$ -	\$ 45,668.00	2	1.00	17	\$45,669.00	\$ -	\$ 45,669.00	\$ 1.00	0.00%
167	HOUSE, LADONNA K.	1411	2	BA	1	\$45,668.00	\$ -	\$ 45,668.00	\$ -	\$ 45,668.00	2	1.00	17	\$45,669.00	\$ -	\$ 45,669.00	\$ 1.00	0.00%
168	WIMSATT, SHERI G.	1411	2	BA	1	\$45,668.00	\$ -	\$ 45,668.00	\$ -	\$ 45,668.00	2	1.00	17	\$45,669.00	\$ -	\$ 45,669.00	\$ 1.00	0.00%
169	HOOPER, DALE WARD	1411	2	BA	1	\$45,979.00	\$ -	\$ 45,979.00	\$ -	\$ 45,979.00	2	1.00	19	\$45,980.00	\$ -	\$ 45,980.00	\$ 1.00	0.00%
170	LOZANO, DAVID H.	1411	2	BA	1	\$45,979.00	\$ -	\$ 45,979.00	\$ -	\$ 45,979.00	2	1.00	19	\$45,980.00	\$ -	\$ 45,980.00	\$ 1.00	0.00%
171	THORP, PAMELA A.	1411	2	BA	1	\$45,979.00	\$ -	\$ 45,979.00	\$ -	\$ 45,979.00	2	1.00	19	\$45,980.00	\$ -	\$ 45,980.00	\$ 1.00	0.00%
172	CEA, ROWENA V.	1411	2	BA	1	\$46,134.00	\$ -	\$ 46,134.00	\$ -	\$ 46,134.00	2	1.00	20	\$46,135.00	\$ -	\$ 46,135.00	\$ 1.00	0.00%
173	TAYLOR, DIANE E.	1411	2	BA	1	\$46,289.00	\$ -	\$ 46,289.00	\$ -	\$ 46,289.00	2	1.00	21	\$46,290.00	\$ -	\$ 46,290.00	\$ 1.00	0.00%
174	LINDLEY, TINA J.	1411	2	BA	1	\$46,444.00	\$ -	\$ 46,444.00	\$ -	\$ 46,444.00	2	1.00	22	\$46,445.00	\$ -	\$ 46,445.00	\$ 1.00	0.00%
175	TORRES, LORETTA A.	1411	2	BA	1	\$46,444.00	\$ -	\$ 46,444.00	\$ -	\$ 46,444.00	2	1.00	22	\$46,445.00	\$ -	\$ 46,445.00	\$ 1.00	0.00%
176	WALES, GALEN DANIELLE	1411	2	BA	1	\$46,444.00	\$ -	\$ 46,444.00	\$ -	\$ 46,444.00	2	1.00	22	\$46,445.00	\$ -	\$ 46,445.00	\$ 1.00	0.00%
177	WALTER, CLAUDINE	1411	2	BA	1	\$46,444.00	\$ -	\$ 46,444.00	\$ -	\$ 46,444.00	2	1.00	22	\$46,445.00	\$ -	\$ 46,445.00	\$ 1.00	0.00%
178	WIDENER, CAROL A.	1411	2	BA	1	\$46,444.00	\$ -	\$ 46,444.00	\$ -	\$ 46,444.00	2	1.00	22	\$46,445.00	\$ -	\$ 46,445.00	\$ 1.00	0.00%
179	ORR, DAVID M.	1411	2	BA	1	\$46,754.00	\$ -	\$ 46,754.00	\$ -	\$ 46,754.00	2	1.00	24	\$46,755.00	\$ -	\$ 46,755.00	\$ 1.00	0.00%
180	ROSS, CARMEN S.	1416	2	BA	1	\$46,754.00	\$ -	\$ 46,754.00	\$ -	\$ 46,754.00	2	1.00	24	\$46,755.00	\$ -	\$ 46,755.00	\$ 1.00	0.00%

* Refer to your instructions for definitions of column names.
 Unhide rows to add more employees. Add rows after 1200 employees (Don't forget to copy formulas after 1200!)

WORKSHEET V
TEACHERS AVERAGE SALARY COMPUTATION 2016-2017
Operational Fund Only

DISTRICT NAME: Alamogordo Public Schools
 CHARTER NAME: (ENTER NAME)

PED No. 046

Worksheet V Revision: 02/26/16

Number	Name of Employee	Job Class No.	2015-2016		2015-2016						2016-2017		2016-2017					Total Contract Increase (Col. 11-6)	Total Base % Increase (Col. 9-4)/4)
			LEVEL 0, 1, 2, 3	Degree 2015-2016	Oper FTE	Actual Base Salary Paid*	Add Adj. For Late Beginners*	TOTAL Base (Col. 2+3)	Allowable Increments*	Total Contract (Col. 4+5)	LEVEL 0, 1, 2, 3	Oper FTE	Teaching Experience Allowed*	PROPOSED Base Salary	Allowable Increments*	Total Contract (Col. 9+10)			
181	ELLISON, CATHERINE H.	1411	2	BA	1	\$46,909.00	\$ -	\$ 46,909.00	\$ -	\$ 46,909.00	2	1.00	25	\$46,910.00	\$ -	\$ 46,910.00	\$ 1.00	0.00%	
182	REYES, CHARLENE SUE	1411	2	BA	1	\$47,375.00	\$ -	\$ 47,375.00	\$ -	\$ 47,375.00	2	1.00	28	\$47,376.00	\$ -	\$ 47,376.00	\$ 1.00	0.00%	
183	CRABTREE, MICHAEL S.	1412	2	BA+15	1	\$41,206.00	\$ -	\$ 41,206.00	\$ -	\$ 41,206.00	2	1.00	5	\$42,200.00	\$ -	\$ 42,200.00	\$ 994.00	2.41%	
184	COOK, VICTORIA L.	1413	2	BA+15	1	\$42,442.00	\$ -	\$ 42,442.00	\$ -	\$ 42,442.00	2	1.00	6	\$42,450.00	\$ -	\$ 42,450.00	\$ 8.00	0.02%	
185	HOLLEY, BRENDA	1412	2	BA+15	1	\$42,865.00	\$ -	\$ 42,865.00	\$ -	\$ 42,865.00	2	1.00	8	\$42,925.00	\$ -	\$ 42,925.00	\$ 60.00	0.14%	
186	DENZMORE, PIA MARSHAY	1411	2	BA+15	1	\$44,585.00	\$ -	\$ 44,585.00	\$ -	\$ 44,585.00	2	1.00	9	\$44,895.00	\$ -	\$ 44,895.00	\$ 310.00	0.70%	
187	HOLMES, TRACY LYN	1411	2	BA+15	1	\$44,739.00	\$ -	\$ 44,739.00	\$ -	\$ 44,739.00	2	1.00	10	\$45,049.00	\$ -	\$ 45,049.00	\$ 310.00	0.69%	
188	DORGAN, CHRISTINE M.	1412	2	BA+15	1	\$45,048.00	\$ -	\$ 45,048.00	\$ -	\$ 45,048.00	2	1.00	12	\$45,049.00	\$ -	\$ 45,049.00	\$ 1.00	0.00%	
189	BRAND, MICHAEL N.	1412	2	BA+15	1	\$45,204.00	\$ -	\$ 45,204.00	\$ -	\$ 45,204.00	2	1.00	13	\$45,205.00	\$ -	\$ 45,205.00	\$ 1.00	0.00%	
190	GRIMES, LINDA E.	1411	2	BA+15	1	\$45,204.00	\$ -	\$ 45,204.00	\$ -	\$ 45,204.00	2	1.00	13	\$45,205.00	\$ -	\$ 45,205.00	\$ 1.00	0.00%	
191	NELSON, AMALIA M	1411	2	BA+15	1	\$45,359.00	\$ -	\$ 45,359.00	\$ -	\$ 45,359.00	2	1.00	14	\$45,360.00	\$ -	\$ 45,360.00	\$ 1.00	0.00%	
192	JASKOLOWSKI, JOELLE D.	1411	2	BA+15	1	\$45,668.00	\$ -	\$ 45,668.00	\$ -	\$ 45,668.00	2	1.00	16	\$45,669.00	\$ -	\$ 45,669.00	\$ 1.00	0.00%	
193	WILKIE, SCOTT A	1411	2	BA+15	1	\$45,668.00	\$ -	\$ 45,668.00	\$ -	\$ 45,668.00	2	1.00	16	\$45,669.00	\$ -	\$ 45,669.00	\$ 1.00	0.00%	
194	WILLIS, KAREN E.	1411	2	BA+15	1	\$45,668.00	\$ -	\$ 45,668.00	\$ -	\$ 45,668.00	2	1.00	16	\$45,669.00	\$ -	\$ 45,669.00	\$ 1.00	0.00%	
195	KELLY, SUSAN A.	1411	2	BA+15	1	\$45,824.00	\$ -	\$ 45,824.00	\$ -	\$ 45,824.00	2	1.00	17	\$45,825.00	\$ -	\$ 45,825.00	\$ 1.00	0.00%	
196	GARCIA, STEPHEN L.	1411	2	BA+15	1	\$46,444.00	\$ -	\$ 46,444.00	\$ -	\$ 46,444.00	2	1.00	21	\$46,445.00	\$ -	\$ 46,445.00	\$ 1.00	0.00%	
197	GONZALES, KARL L.	1411	2	BA+15	1	\$46,444.00	\$ -	\$ 46,444.00	\$ -	\$ 46,444.00	2	1.00	21	\$46,445.00	\$ -	\$ 46,445.00	\$ 1.00	0.00%	
198	ARRIETA, CAROL M.	1413	2	BA+15	1	\$47,064.00	\$ -	\$ 47,064.00	\$ -	\$ 47,064.00	2	1.00	26	\$47,219.00	\$ -	\$ 47,219.00	\$ 155.00	0.33%	
199	HAESE, LAURA P.	1412	2	BA+15	1	\$47,529.00	\$ -	\$ 47,529.00	\$ -	\$ 47,529.00	2	1.00	28	\$47,530.00	\$ -	\$ 47,530.00	\$ 1.00	0.00%	
200	MCNEILE, CHRISTINE J	1411	2	BA+15	1	\$47,529.00	\$ -	\$ 47,529.00	\$ -	\$ 47,529.00	2	1.00	28	\$47,530.00	\$ -	\$ 47,530.00	\$ 1.00	0.00%	
201	MURPHY, LINDA J.	1411	2	BA+15	1	\$47,684.00	\$ -	\$ 47,684.00	\$ -	\$ 47,684.00	2	1.00	29	\$47,685.00	\$ -	\$ 47,685.00	\$ 1.00	0.00%	
202	DOCKRAY, CHERYL L.	1411	2	BA+15	1	\$47,995.00	\$ -	\$ 47,995.00	\$ -	\$ 47,995.00	2	1.00	31	\$47,996.00	\$ -	\$ 47,996.00	\$ 1.00	0.00%	
203	TYLER, KATHERINE MARIE	1412	2	BA+15	1	\$48,305.00	\$ -	\$ 48,305.00	\$ -	\$ 48,305.00	2	1.00	33	\$48,306.00	\$ -	\$ 48,306.00	\$ 1.00	0.00%	
204	TESKE, COLLEEN M.	1411	2	BA+15	1	\$48,459.00	\$ -	\$ 48,459.00	\$ -	\$ 48,459.00	2	1.00	34	\$48,460.00	\$ -	\$ 48,460.00	\$ 1.00	0.00%	
205	VLAUN, JO M	1412	2	BA+45	1	\$41,709.00	\$ -	\$ 41,709.00	\$ -	\$ 41,709.00	2	1.00	5	\$42,300.00	\$ -	\$ 42,300.00	\$ 591.00	1.42%	
206	GOODIER, NICHOLAS C.	1422	2	BA+45	1	\$45,514.00	\$ -	\$ 45,514.00	\$ -	\$ 45,514.00	2	1.00	13	\$45,515.00	\$ -	\$ 45,515.00	\$ 1.00	0.00%	
207	VARNIER, SUSAN G.	1411	2	BA+45	1	\$45,668.00	\$ -	\$ 45,668.00	\$ -	\$ 45,668.00	2	1.00	14	\$45,669.00	\$ -	\$ 45,669.00	\$ 1.00	0.00%	
208	HOLYCROSS, DAVID D	1411	2	BA+45	1	\$45,824.00	\$ -	\$ 45,824.00	\$ -	\$ 45,824.00	2	1.00	15	\$45,825.00	\$ -	\$ 45,825.00	\$ 1.00	0.00%	
209	CRINKLAW, MARY K.	1411	2	BA+45	1	\$46,134.00	\$ -	\$ 46,134.00	\$ -	\$ 46,134.00	2	1.00	17	\$46,135.00	\$ -	\$ 46,135.00	\$ 1.00	0.00%	
210	DRANEY, MICHELLE LOUISE	1411	2	BA+45	1	\$46,134.00	\$ -	\$ 46,134.00	\$ -	\$ 46,134.00	2	1.00	17	\$46,135.00	\$ -	\$ 46,135.00	\$ 1.00	0.00%	
211	MADDEN, JOHN P	1412	2	BA+45	1	\$46,289.00	\$ -	\$ 46,289.00	\$ -	\$ 46,289.00	2	1.00	18	\$46,445.00	\$ -	\$ 46,445.00	\$ 156.00	0.34%	
212	PIOR, ROD	1411	2	BA+45	1	\$46,289.00	\$ -	\$ 46,289.00	\$ -	\$ 46,289.00	2	1.00	18	\$46,290.00	\$ -	\$ 46,290.00	\$ 1.00	0.00%	
213	AVILA, NORMAN	1411	2	BA+45	1	\$47,684.00	\$ -	\$ 47,684.00	\$ -	\$ 47,684.00	2	1.00	27	\$47,685.00	\$ -	\$ 47,685.00	\$ 1.00	0.00%	
214	POPPELWELL, MARTHA J.	1411	2	BA+45	1	\$47,839.00	\$ -	\$ 47,839.00	\$ -	\$ 47,839.00	2	1.00	28	\$47,840.00	\$ -	\$ 47,840.00	\$ 1.00	0.00%	
215	COLUMBUS, DANIEL	1411	2	BA+45	1	\$54,008.00	\$ -	\$ 54,008.00	\$ -	\$ 54,008.00	2	1.00	37	\$54,009.00	\$ -	\$ 54,009.00	\$ 1.00	0.00%	
216	GONZALES, JOHANNA E.	1411	2	BA+45	1	\$55,386.00	\$ -	\$ 55,386.00	\$ -	\$ 55,386.00	2	1.00	38	\$55,387.00	\$ -	\$ 55,387.00	\$ 1.00	0.00%	

* Refer to your instructions for definitions of column names.
 Unhide rows to add more employees. Add rows after 1200 employees (Don't forget to copy formulas after 1200!)

WORKSHEET V
TEACHERS AVERAGE SALARY COMPUTATION 2016-2017
Operational Fund Only

DISTRICT NAME: Alamogordo Public Schools

PED No. 046

CHARTER NAME: (ENTER NAME)

Worksheet V Revision: 02/26/16

Number	Name of Employee	Job Class No.	2015-2016		2015-2016						2016-2017		2016-2017					Total Contract Increase (Col. 11-6)	Total Base % Increase (Col. 9-4)/4)
			LEVEL 0, 1, 2, 3	Degree 2015-2016	Oper FTE	Actual Base Salary Paid*	Add Adj. For Late Beginners*	TOTAL Base (Col. 2+3)	Allowable Increments*	Total Contract (Col. 4+5)	LEVEL 0, 1, 2, 3	Oper FTE	Teaching Experience Allowed*	PROPOSED Base Salary	Allowable Increments*	Total Contract (Col. 9+10)			
217	HESTER, MARY LOU	1415	2	BA+45	1	\$58,095.10	\$ -	\$ 58,095.10	\$ -	\$ 58,095.10	2	1.00	38	\$58,096.10	\$ -	\$ 58,096.10	\$ 1.00	0.00%	
218	ANDERSON, WHITNEY	1411	2	MA	1	\$42,210.00	\$ -	\$ 42,210.00	\$ -	\$ 42,210.00	2	1.00	4	\$42,300.00	\$ -	\$ 42,300.00	\$ 90.00	0.21%	
219	ARMIJO-MCENTIRE, GINA M	1411	2	MA	1	\$42,210.00	\$ -	\$ 42,210.00	\$ -	\$ 42,210.00	2	1.00	4	\$42,300.00	\$ -	\$ 42,300.00	\$ 90.00	0.21%	
220	BONDS, KIT G.	1411	2	MA	1	\$42,210.00	\$ -	\$ 42,210.00	\$ -	\$ 42,210.00	2	1.00	4	\$42,300.00	\$ -	\$ 42,300.00	\$ 90.00	0.21%	
221	HENLEY, KAREN D.	1411	2	MA	1	\$42,210.00	\$ -	\$ 42,210.00	\$ -	\$ 42,210.00	2	1.00	4	\$42,300.00	\$ -	\$ 42,300.00	\$ 90.00	0.21%	
222	KNOX, JENNIFER LEIGH	1411	2	MA	1	\$42,210.00	\$ -	\$ 42,210.00	\$ -	\$ 42,210.00	2	1.00	4	\$42,300.00	\$ -	\$ 42,300.00	\$ 90.00	0.21%	
223	MCCLINTON, ASHLEY S.	1411	2	MA	1	\$42,211.00	\$ -	\$ 42,211.00	\$ -	\$ 42,211.00	2	1.00	5	\$43,000.00	\$ -	\$ 43,000.00	\$ 789.00	1.87%	
224	ANTHON, RACHEL H.	1411	2	MA	1	\$43,477.00	\$ -	\$ 43,477.00	\$ -	\$ 43,477.00	2	1.00	6	\$43,478.00	\$ -	\$ 43,478.00	\$ 1.00	0.00%	
225	JENSEN, PATRICIA L.	1412	2	MA	1	\$43,477.00	\$ -	\$ 43,477.00	\$ -	\$ 43,477.00	2	1.00	6	\$43,478.00	\$ -	\$ 43,478.00	\$ 1.00	0.00%	
226	POWELL, CHARLES L	1411	2	MA	1	\$43,477.00	\$ -	\$ 43,477.00	\$ -	\$ 43,477.00	2	1.00	6	\$43,478.00	\$ -	\$ 43,478.00	\$ 1.00	0.00%	
227	SCHUTZ, JOHNA M	1411	2	MA	1	\$43,477.00	\$ -	\$ 43,477.00	\$ -	\$ 43,477.00	2	1.00	6	\$43,478.00	\$ -	\$ 43,478.00	\$ 1.00	0.00%	
228	STAFFORD, SHERI D	1411	2	MA	1	\$43,477.00	\$ -	\$ 43,477.00	\$ -	\$ 43,477.00	2	1.00	6	\$43,478.00	\$ -	\$ 43,478.00	\$ 1.00	0.00%	
229	BIRD, LINDA C.	1411	2	MA	1	\$43,911.00	\$ -	\$ 43,911.00	\$ -	\$ 43,911.00	2	1.00	8	\$43,912.00	\$ -	\$ 43,912.00	\$ 1.00	0.00%	
230	BLACKMON, AMBER A.	1411	2	MA	0.5	\$21,955.50	\$ -	\$ 21,955.50	\$ -	\$ 21,955.50	2	0.50	8	\$21,956.00	\$ -	\$ 21,956.00	\$ 0.50	0.00%	
231	BLACKMON, AMBER A.	1413	2	MA	0.5	\$21,955.50	\$ -	\$ 21,955.50	\$ -	\$ 21,955.50	2	0.50	8	\$21,956.00	\$ -	\$ 21,956.00	\$ 0.50	0.00%	
232	CARAWAY, RICKY L	1411	2	MA	1	\$43,911.00	\$ -	\$ 43,911.00	\$ -	\$ 43,911.00	2	1.00	8	\$43,912.00	\$ -	\$ 43,912.00	\$ 1.00	0.00%	
233	HUNTER, JUSTIN R	1411	2	MA	1	\$43,911.00	\$ -	\$ 43,911.00	\$ -	\$ 43,911.00	2	1.00	8	\$43,912.00	\$ -	\$ 43,912.00	\$ 1.00	0.00%	
234	MCMURRY, RYAL S.	1413	2	MA	1	\$43,911.00	\$ -	\$ 43,911.00	\$ -	\$ 43,911.00	2	1.00	8	\$43,912.00	\$ -	\$ 43,912.00	\$ 1.00	0.00%	
235	NIELSEN, JOYCE A	1411	2	MA	1	\$43,911.00	\$ -	\$ 43,911.00	\$ -	\$ 43,911.00	2	1.00	8	\$43,912.00	\$ -	\$ 43,912.00	\$ 1.00	0.00%	
236	WEST, JANEL A	1411	2	MA	1	\$43,911.00	\$ -	\$ 43,911.00	\$ -	\$ 43,911.00	2	1.00	8	\$43,912.00	\$ -	\$ 43,912.00	\$ 1.00	0.00%	
237	FRENCH, ALAN C.	1411	2	MA	1	\$45,205.00	\$ -	\$ 45,205.00	\$ -	\$ 45,205.00	2	1.00	9	\$45,206.00	\$ -	\$ 45,206.00	\$ 1.00	0.00%	
238	ALLEN, RACHEAL RENE	1411	2	MA	1	\$45,668.00	\$ -	\$ 45,668.00	\$ -	\$ 45,668.00	2	1.00	12	\$45,669.00	\$ -	\$ 45,669.00	\$ 1.00	0.00%	
239	ELDRIDGE, M. DENELL	1411	2	MA	1	\$45,668.00	\$ -	\$ 45,668.00	\$ -	\$ 45,668.00	2	1.00	12	\$45,669.00	\$ -	\$ 45,669.00	\$ 1.00	0.00%	
240	WALLIS, KATHLEEN	1411	2	MA	1	\$45,668.00	\$ -	\$ 45,668.00	\$ -	\$ 45,668.00	2	1.00	12	\$45,669.00	\$ -	\$ 45,669.00	\$ 1.00	0.00%	
241	BACA, SHARON ANN	1412	2	MA	1	\$45,979.00	\$ -	\$ 45,979.00	\$ -	\$ 45,979.00	2	1.00	14	\$45,980.00	\$ -	\$ 45,980.00	\$ 1.00	0.00%	
242	BLOOM, SARA L	1411	2	MA	1	\$45,979.00	\$ -	\$ 45,979.00	\$ -	\$ 45,979.00	2	1.00	14	\$45,980.00	\$ -	\$ 45,980.00	\$ 1.00	0.00%	
243	ROSE, TAWANA G.	1411	2	MA	1	\$45,979.00	\$ -	\$ 45,979.00	\$ -	\$ 45,979.00	2	1.00	14	\$45,980.00	\$ -	\$ 45,980.00	\$ 1.00	0.00%	
244	SAWYER, CORRINA G	1411	2	MA	1	\$45,979.00	\$ -	\$ 45,979.00	\$ -	\$ 45,979.00	2	1.00	14	\$45,980.00	\$ -	\$ 45,980.00	\$ 1.00	0.00%	
245	DRAKE, SCOTT A.	1422	2	MA	1	\$46,134.00	\$ -	\$ 46,134.00	\$ -	\$ 46,134.00	2	1.00	15	\$46,135.00	\$ -	\$ 46,135.00	\$ 1.00	0.00%	
246	BARNES, ALICIA E.	1411	2	MA	1	\$46,444.00	\$ -	\$ 46,444.00	\$ -	\$ 46,444.00	2	1.00	17	\$46,445.00	\$ -	\$ 46,445.00	\$ 1.00	0.00%	
247	MONEY, KIMBERLY A.	1411	3	MA	1	\$53,421.00	\$ -	\$ 53,421.00	\$ -	\$ 53,421.00	2	1.00	19	\$53,422.00	\$ -	\$ 53,422.00	\$ 1.00	0.00%	
248	MYERS, SERENA Y.	1411	2	MA	1	\$46,909.00	\$ -	\$ 46,909.00	\$ -	\$ 46,909.00	2	1.00	20	\$46,910.00	\$ -	\$ 46,910.00	\$ 1.00	0.00%	
249	FRAZZINI, JOHN C.	1411	2	MA	1	\$47,064.00	\$ -	\$ 47,064.00	\$ -	\$ 47,064.00	2	1.00	21	\$47,065.00	\$ -	\$ 47,065.00	\$ 1.00	0.00%	
250	WHITEHEAD, KELLY A.	1411	2	MA	1	\$48,149.00	\$ -	\$ 48,149.00	\$ -	\$ 48,149.00	2	1.00	28	\$48,150.00	\$ -	\$ 48,150.00	\$ 1.00	0.00%	
251	JOHNSON, LINDA LOUISE	1411	2	MA	1	\$48,205.00	\$ -	\$ 48,205.00	\$ -	\$ 48,205.00	2	1.00	29	\$48,306.00	\$ -	\$ 48,306.00	\$ 101.00	0.21%	
252	LINDSEY, LYNN C.	1411	2	MA+15	1	\$42,713.00	\$ -	\$ 42,713.00	\$ -	\$ 42,713.00	2	1.00	4	\$42,800.00	\$ -	\$ 42,800.00	\$ 87.00	0.20%	

* Refer to your instructions for definitions of column names.
 Unhide rows to add more employees. Add rows after 1200 employees (Don't forget to copy formulas after 1200!)

WORKSHEET V
TEACHERS AVERAGE SALARY COMPUTATION 2016-2017
Operational Fund Only

DISTRICT NAME: Alamogordo Public Schools

PED No. 046

CHARTER NAME: (ENTER NAME)

Worksheet V Revision: 02/26/16

Number	Name of Employee	Job Class No.	2015-2016 LEVEL 0, 1, 2, 3	Degree 2015-2016	2015-2016						2016-2017						Total Contract Increase (Col. 11-6)	Total Base % Increase (Col. 9-4)/4
					Oper FTE	Actual Base Salary Paid*	Add Adj. For Late Beginners*	TOTAL Base (Col. 2+3)	Allowable Increments*	Total Contract (Col. 4+5)	LEVEL 0, 1, 2, 3	Oper FTE	Teaching Experience Allowed*	PROPOSED Base Salary	Allowable Increments*	Total Contract (Col. 9+10)		
253	REDDING, QUEVIN D.	1412	2	MA+15	1	\$42,713.00	\$ -	\$ 42,713.00	\$ -	\$ 42,713.00	2	1.00	4	\$42,800.00	\$ -	\$ 42,800.00	\$ 87.00	0.20%
254	BENDER, ANTHONY RAOUL	1411	2	MA+15	1	\$44,434.00	\$ -	\$ 44,434.00	\$ -	\$ 44,434.00	2	1.00	8	\$44,435.00	\$ -	\$ 44,435.00	\$ 1.00	0.00%
255	SERNA-PEREZ, KOSHA A.	1412	2	MA+15	1	\$44,434.00	\$ -	\$ 44,434.00	\$ -	\$ 44,434.00	2	1.00	8	\$44,435.00	\$ -	\$ 44,435.00	\$ 1.00	0.00%
256	WOLF, ANGIE FORBES	1422	2	MA+15	1	\$44,434.00	\$ -	\$ 44,434.00	\$ -	\$ 44,434.00	2	1.00	8	\$44,435.00	\$ -	\$ 44,435.00	\$ 1.00	0.00%
257	ADAMS, VERNICE	1412	2	MA+15	1	\$45,515.00	\$ -	\$ 45,515.00	\$ -	\$ 45,515.00	2	1.00	9	\$45,516.00	\$ -	\$ 45,516.00	\$ 1.00	0.00%
258	FRENCH, LYDIA S	1412	2	MA+15	1	\$46,599.00	\$ -	\$ 46,599.00	\$ -	\$ 46,599.00	2	1.00	16	\$46,600.00	\$ -	\$ 46,600.00	\$ 1.00	0.00%
259	MIYOSHI, KERRY R.	1416	2	BA+15	1	\$44,585.00	\$ -	\$ 44,585.00	\$ -	\$ 44,585.00	3	1.00	9	\$44,586.00	\$ -	\$ 44,586.00	\$ 1.00	0.00%
260	CADENA, MICHAEL M.	1411	3	MA	1	\$50,308.00	\$ -	\$ 50,308.00	\$ -	\$ 50,308.00	3	1.00	7	\$52,000.00	\$ -	\$ 52,000.00	\$ 1,692.00	3.36%
261	CURRY, ALLISON MARIE	1411	3	MA	0.4	\$20,123.20	\$ -	\$ 20,123.20	\$ -	\$ 20,123.20	3	0.40	7	\$20,800.00	\$ -	\$ 20,800.00	\$ 676.80	3.36%
262	RAY, KRISTAL M	1411	3	MA	1	\$50,308.00	\$ -	\$ 50,308.00	\$ -	\$ 50,308.00	3	1.00	7	\$52,000.00	\$ -	\$ 52,000.00	\$ 1,692.00	3.36%
263	WONG, CARLY A.	1411	3	MA	1	\$50,308.00	\$ -	\$ 50,308.00	\$ -	\$ 50,308.00	3	1.00	7	\$52,000.00	\$ -	\$ 52,000.00	\$ 1,692.00	3.36%
264	ANDERSON, KACIE L	1411	3	MA	1	\$50,309.00	\$ -	\$ 50,309.00	\$ -	\$ 50,309.00	3	1.00	8	\$52,000.00	\$ -	\$ 52,000.00	\$ 1,691.00	3.36%
265	BENOIT, SHELLEY J	1411	3	MA	1	\$50,309.00	\$ -	\$ 50,309.00	\$ -	\$ 50,309.00	3	1.00	8	\$52,000.00	\$ -	\$ 52,000.00	\$ 1,691.00	3.36%
266	CARROLL, AMBER G.	1411	3	MA	1	\$50,309.00	\$ -	\$ 50,309.00	\$ -	\$ 50,309.00	3	1.00	8	\$52,000.00	\$ -	\$ 52,000.00	\$ 1,691.00	3.36%
267	COBLE, ANGELA MARIE	1411	3	MA	1	\$50,309.00	\$ -	\$ 50,309.00	\$ -	\$ 50,309.00	3	1.00	8	\$52,000.00	\$ -	\$ 52,000.00	\$ 1,691.00	3.36%
268	JOHNSON, LYNETTE	1413	3	MA	1	\$50,309.00	\$ -	\$ 50,309.00	\$ -	\$ 50,309.00	3	1.00	8	\$52,000.00	\$ -	\$ 52,000.00	\$ 1,691.00	3.36%
269	NIEDERMAYER, GEORGINA	1411	3	MA	1	\$50,309.00	\$ -	\$ 50,309.00	\$ -	\$ 50,309.00	3	1.00	8	\$52,000.00	\$ -	\$ 52,000.00	\$ 1,691.00	3.36%
270	SEGURA-ELLENBURG, RUTH R	1411	3	MA	1	\$50,309.00	\$ -	\$ 50,309.00	\$ -	\$ 50,309.00	3	1.00	8	\$52,000.00	\$ -	\$ 52,000.00	\$ 1,691.00	3.36%
271	COLE, JASON A.	1411	3	MA	1	\$51,818.00	\$ -	\$ 51,818.00	\$ -	\$ 51,818.00	3	1.00	9	\$52,000.00	\$ -	\$ 52,000.00	\$ 182.00	0.35%
272	HOYT, DANIELLE M.	1411	3	MA	1	\$51,818.00	\$ -	\$ 51,818.00	\$ -	\$ 51,818.00	3	1.00	9	\$52,000.00	\$ -	\$ 52,000.00	\$ 182.00	0.35%
273	LANSFORD, CANDICE J	1411	3	MA	1	\$51,818.00	\$ -	\$ 51,818.00	\$ -	\$ 51,818.00	3	1.00	9	\$52,000.00	\$ -	\$ 52,000.00	\$ 182.00	0.35%
274	EITNIEAR, TRACIE L	1413	3	MA	1	\$52,334.00	\$ -	\$ 52,334.00	\$ -	\$ 52,334.00	3	1.00	10	\$52,335.00	\$ -	\$ 52,335.00	\$ 1.00	0.00%
275	STANBROUGH, RYANN L.	1411	3	MA	1	\$52,334.00	\$ -	\$ 52,334.00	\$ -	\$ 52,334.00	3	1.00	10	\$52,335.00	\$ -	\$ 52,335.00	\$ 1.00	0.00%
276	WRIGHT, BLAIR M.	1411	3	MA	1	\$52,334.00	\$ -	\$ 52,334.00	\$ -	\$ 52,334.00	3	1.00	10	\$52,335.00	\$ -	\$ 52,335.00	\$ 1.00	0.00%
277	BYERS, DOUGLAS S.	1415	3	MA	1.07	\$54,894.86	\$ -	\$ 54,894.86	\$ -	\$ 54,894.86	3	1.07	11	\$54,895.91	\$ -	\$ 54,895.91	\$ 1.05	0.00%
278	CAMPBELL, JANU R.	1411	3	MA	1	\$52,335.00	\$ -	\$ 52,335.00	\$ -	\$ 52,335.00	3	1.00	11	\$52,336.00	\$ -	\$ 52,336.00	\$ 1.00	0.00%
279	CEBALLES, ANGELINA B.	1411	3	MA	1	\$52,335.00	\$ -	\$ 52,335.00	\$ -	\$ 52,335.00	3	1.00	11	\$52,336.00	\$ -	\$ 52,336.00	\$ 1.00	0.00%
280	GIGLER, JUSTIN R.	1411	3	MA	1	\$52,335.00	\$ -	\$ 52,335.00	\$ -	\$ 52,335.00	3	1.00	11	\$52,336.00	\$ -	\$ 52,336.00	\$ 1.00	0.00%
281	SHIELDS, JAMES A	1411	1	MA	1	\$35,593.00	\$ -	\$ 35,593.00	\$ -	\$ 35,593.00	3	1.00	11	\$35,594.00	\$ -	\$ 35,594.00	\$ 1.00	0.00%
282	ANDERSON, DANIEL P.	1422	3	MA	1	\$52,336.00	\$ -	\$ 52,336.00	\$ -	\$ 52,336.00	3	1.00	12	\$52,337.00	\$ -	\$ 52,337.00	\$ 1.00	0.00%
283	BROBST, NOELLE C.	1412	3	MA	1	\$52,336.00	\$ -	\$ 52,336.00	\$ -	\$ 52,336.00	3	1.00	12	\$52,337.00	\$ -	\$ 52,337.00	\$ 1.00	0.00%
284	JOYNER, ANNETTE C.	1411	3	MA	1.01	\$52,904.87	\$ -	\$ 52,904.87	\$ -	\$ 52,904.87	3	1.01	12	\$52,905.88	\$ -	\$ 52,905.88	\$ 1.01	0.00%
285	NORWOOD, KATHRYN SUE	1411	3	MA	1	\$52,336.00	\$ -	\$ 52,336.00	\$ -	\$ 52,336.00	3	1.00	12	\$52,337.00	\$ -	\$ 52,337.00	\$ 1.00	0.00%
286	WENRICH, RITA YVONNE	1411	3	MA	1	\$52,336.00	\$ -	\$ 52,336.00	\$ -	\$ 52,336.00	3	1.00	12	\$52,337.00	\$ -	\$ 52,337.00	\$ 1.00	0.00%
287	HALLBECK, MELANIE M.	1416	3	MA	1	\$52,491.00	\$ -	\$ 52,491.00	\$ -	\$ 52,491.00	3	1.00	13	\$52,492.00	\$ -	\$ 52,492.00	\$ 1.00	0.00%
288	HENCHAR, KATHY A.	1412	3	MA	1	\$52,491.00	\$ -	\$ 52,491.00	\$ -	\$ 52,491.00	3	1.00	13	\$52,492.00	\$ -	\$ 52,492.00	\$ 1.00	0.00%

* Refer to your instructions for definitions of column names.
 Unhide rows to add more employees. Add rows after 1200 employees (Don't forget to copy formulas after 1200!)

WORKSHEET V
TEACHERS AVERAGE SALARY COMPUTATION 2016-2017
Operational Fund Only

DISTRICT NAME: Alamogordo Public Schools

PED No. 046

CHARTER NAME: (ENTER NAME)

Worksheet V Revision: 02/26/16

Number	Name of Employee	Job Class No.	2015-2016		2015-2016						2016-2017		2016-2017					Total Contract Increase (Col. 11-6)	Total Base % Increase (Col. (9-4)/4)	
			LEVEL 0, 1, 2, 3	Degree 2015-2016	1	2	3	4	5	6	LEVEL 0, 1, 2, 3	7	8	9	10	11	12			13
289	JOHNSTON, SARAH L.	1411	3	MA	1	\$52,491.00	\$ -	\$ 52,491.00	\$ -	\$ 52,491.00	3	1.00	13	\$52,492.00	\$ -	\$ 52,492.00	\$ 1.00	0.00%		
290	KOLTZ, TINA M.	1411	3	MA	1	\$52,491.00	\$ -	\$ 52,491.00	\$ -	\$ 52,491.00	3	1.00	13	\$52,492.00	\$ -	\$ 52,492.00	\$ 1.00	0.00%		
291	TRUDELL, TRUDE L.	1411	3	MA	1	\$52,491.00	\$ -	\$ 52,491.00	\$ -	\$ 52,491.00	3	1.00	13	\$52,492.00	\$ -	\$ 52,492.00	\$ 1.00	0.00%		
292	BRAND, MEGAN	1411	3	MA	1	\$52,646.00	\$ -	\$ 52,646.00	\$ -	\$ 52,646.00	3	1.00	14	\$52,647.00	\$ -	\$ 52,647.00	\$ 1.00	0.00%		
293	KIPP, SARAHJANE	1412	3	MA	0.13	\$6,843.98	\$ -	\$ 6,843.98	\$ -	\$ 6,843.98	3	0.13	14	\$6,844.11	\$ -	\$ 6,844.11	\$ 0.13	0.00%		
294	KIPP, SARAHJANE	1411	3	MA	0.13	\$6,843.98	\$ -	\$ 6,843.98	\$ -	\$ 6,843.98	3	0.13	14	\$6,844.11	\$ -	\$ 6,844.11	\$ 0.13	0.00%		
295	KIPP, SARAHJANE	1422	3	MA	0.74	\$38,958.04	\$ -	\$ 38,958.04	\$ -	\$ 38,958.04	3	0.74	14	\$38,958.78	\$ -	\$ 38,958.78	\$ 0.74	0.00%		
296	SHAY, APRIL MAY	1411	3	MA	1	\$52,646.00	\$ -	\$ 52,646.00	\$ -	\$ 52,646.00	3	1.00	14	\$52,647.00	\$ -	\$ 52,647.00	\$ 1.00	0.00%		
297	MONTJOY, CHARLES W.	1412	3	MA	1	\$52,802.00	\$ -	\$ 52,802.00	\$ -	\$ 52,802.00	3	1.00	15	\$52,803.00	\$ -	\$ 52,803.00	\$ 1.00	0.00%		
298	RENFRO, DARREL S.	1411	3	MA	1	\$52,802.00	\$ -	\$ 52,802.00	\$ -	\$ 52,802.00	3	1.00	15	\$52,803.00	\$ -	\$ 52,803.00	\$ 1.00	0.00%		
299	SALMON, JANINE T.	1412	3	MA	1	\$52,802.00	\$ -	\$ 52,802.00	\$ -	\$ 52,802.00	3	1.00	15	\$52,803.00	\$ -	\$ 52,803.00	\$ 1.00	0.00%		
300	ANDERSON, KENDRA	1412	3	MA	1	\$52,956.00	\$ -	\$ 52,956.00	\$ -	\$ 52,956.00	3	1.00	16	\$52,957.00	\$ -	\$ 52,957.00	\$ 1.00	0.00%		
301	BLACK, MARIEJOSE N.	1411	3	MA	1	\$52,956.00	\$ -	\$ 52,956.00	\$ -	\$ 52,956.00	3	1.00	16	\$52,957.00	\$ -	\$ 52,957.00	\$ 1.00	0.00%		
302	DENNEY, SHAWNA L.	1411	3	MA	1	\$52,956.00	\$ -	\$ 52,956.00	\$ -	\$ 52,956.00	3	1.00	16	\$52,957.00	\$ -	\$ 52,957.00	\$ 1.00	0.00%		
303	DUSAK, LINDA S.	1412	3	MA	1	\$53,112.00	\$ -	\$ 53,112.00	\$ -	\$ 53,112.00	3	1.00	17	\$53,113.00	\$ -	\$ 53,113.00	\$ 1.00	0.00%		
304	HADDOCK, SHELLY B.	1411	3	MA	1	\$53,112.00	\$ -	\$ 53,112.00	\$ -	\$ 53,112.00	3	1.00	17	\$53,113.00	\$ -	\$ 53,113.00	\$ 1.00	0.00%		
305	ONEIL, NANCY E.	1411	3	MA	1	\$53,112.00	\$ -	\$ 53,112.00	\$ -	\$ 53,112.00	3	1.00	17	\$53,113.00	\$ -	\$ 53,113.00	\$ 1.00	0.00%		
306	ROTTLAND, DEBRA A.	1411	3	MA	1	\$53,112.00	\$ -	\$ 53,112.00	\$ -	\$ 53,112.00	3	1.00	17	\$53,113.00	\$ -	\$ 53,113.00	\$ 1.00	0.00%		
307	TURNBULL, LINDA F	1412	3	MA	0.25	\$13,278.00	\$ -	\$ 13,278.00	\$ -	\$ 13,278.00	3	0.25	17	\$13,278.25	\$ -	\$ 13,278.25	\$ 0.25	0.00%		
308	TURNBULL, LINDA F	1422	3	MA	0.75	\$39,834.00	\$ -	\$ 39,834.00	\$ -	\$ 39,834.00	3	0.75	17	\$39,834.75	\$ -	\$ 39,834.75	\$ 0.75	0.00%		
309	BILLS, CYNTHIA A.	1411	3	MA	1	\$53,266.00	\$ -	\$ 53,266.00	\$ -	\$ 53,266.00	3	1.00	18	\$53,267.00	\$ -	\$ 53,267.00	\$ 1.00	0.00%		
310	HOPKINS, KATHRYN L.	1413	3	MA	1	\$53,266.00	\$ -	\$ 53,266.00	\$ -	\$ 53,266.00	3	1.00	18	\$53,267.00	\$ -	\$ 53,267.00	\$ 1.00	0.00%		
311	REED, TAMMY	1411	3	MA	1	\$53,266.00	\$ -	\$ 53,266.00	\$ -	\$ 53,266.00	3	1.00	18	\$53,267.00	\$ -	\$ 53,267.00	\$ 1.00	0.00%		
312	CORTEZ, ROBERT	1411	3	MA	1	\$53,421.00	\$ -	\$ 53,421.00	\$ -	\$ 53,421.00	3	1.00	19	\$53,422.00	\$ -	\$ 53,422.00	\$ 1.00	0.00%		
313	SANCHEZ, EDITH	1411	3	MA	1	\$53,421.00	\$ -	\$ 53,421.00	\$ -	\$ 53,421.00	3	1.00	19	\$53,422.00	\$ -	\$ 53,422.00	\$ 1.00	0.00%		
314	ARNOLD, VICKY LYNN	1411	3	MA	1	\$53,577.00	\$ -	\$ 53,577.00	\$ -	\$ 53,577.00	3	1.00	20	\$53,578.00	\$ -	\$ 53,578.00	\$ 1.00	0.00%		
315	JACKSON, DIANA L.	1412	3	MA	1	\$53,577.00	\$ -	\$ 53,577.00	\$ -	\$ 53,577.00	3	1.00	20	\$53,578.00	\$ -	\$ 53,578.00	\$ 1.00	0.00%		
316	NORRIS, LORI L.	1412	3	MA	1	\$53,577.00	\$ -	\$ 53,577.00	\$ -	\$ 53,577.00	3	1.00	20	\$53,578.00	\$ -	\$ 53,578.00	\$ 1.00	0.00%		
317	OTERO, STACEY E.	1411	3	MA	1	\$53,577.00	\$ -	\$ 53,577.00	\$ -	\$ 53,577.00	3	1.00	20	\$53,578.00	\$ -	\$ 53,578.00	\$ 1.00	0.00%		
318	SINCLAIR, DORIA L.	1411	3	MA	1	\$53,577.00	\$ -	\$ 53,577.00	\$ -	\$ 53,577.00	3	1.00	20	\$53,578.00	\$ -	\$ 53,578.00	\$ 1.00	0.00%		
319	WISECUP, JENNIFER E.	1411	3	MA	1	\$53,577.00	\$ -	\$ 53,577.00	\$ -	\$ 53,577.00	3	1.00	20	\$53,578.00	\$ -	\$ 53,578.00	\$ 1.00	0.00%		
320	HERNANDEZ-POLAGE, GUADALU	1411	3	MA	1	\$53,732.00	\$ -	\$ 53,732.00	\$ -	\$ 53,732.00	3	1.00	21	\$53,733.00	\$ -	\$ 53,733.00	\$ 1.00	0.00%		
321	JONES, VINCENT P.	1411	3	MA	1	\$53,732.00	\$ -	\$ 53,732.00	\$ -	\$ 53,732.00	3	1.00	21	\$53,733.00	\$ -	\$ 53,733.00	\$ 1.00	0.00%		
322	MARCUCCI, DEBBIE JO	1411	3	MA	1	\$53,732.00	\$ -	\$ 53,732.00	\$ -	\$ 53,732.00	3	1.00	21	\$53,733.00	\$ -	\$ 53,733.00	\$ 1.00	0.00%		
323	SANCHEZ, TRACY A.	1411	3	MA	1	\$53,732.00	\$ -	\$ 53,732.00	\$ -	\$ 53,732.00	3	1.00	21	\$53,733.00	\$ -	\$ 53,733.00	\$ 1.00	0.00%		
324	STANDEFER, TOMMY D.	1411	3	MA	1	\$53,732.00	\$ -	\$ 53,732.00	\$ -	\$ 53,732.00	3	1.00	21	\$53,733.00	\$ -	\$ 53,733.00	\$ 1.00	0.00%		

* Refer to your instructions for definitions of column names.
 Unhide rows to add more employees. Add rows after 1200 employees (Don't forget to copy formulas after 1200!)

WORKSHEET V
TEACHERS AVERAGE SALARY COMPUTATION 2016-2017
Operational Fund Only

DISTRICT NAME: Alamogordo Public Schools
 CHARTER NAME: (ENTER NAME)

PED No. 046

Worksheet V Revision: 02/26/16

Number	Name of Employee	Job Class No.	2015-2016		2015-2016						2016-2017		2016-2017					Total Contract Increase (Col. 11-6)	Total Base % Increase (Col. 9-4)/4
			LEVEL 0, 1, 2, 3	Degree 2015-2016	Oper FTE	Actual Base Salary Paid*	Add Adj. For Late Beginners*	TOTAL Base (Col. 2+3)	Allowable Increments*	Total Contract (Col. 4+5)	LEVEL 0, 1, 2, 3	Oper FTE	Teaching Experience Allowed*	PROPOSED Base Salary	Allowable Increments*	Total Contract (Col. 9+10)			
325	FISK, MYRUM MELINDA	1411	3	MA	1	\$53,886.00	\$ -	\$ 53,886.00	\$ -	\$ 53,886.00	3	1.00	22	\$53,887.00	\$ -	\$ 53,887.00	\$ 1.00	0.00%	
326	HOLYCROSS, JACKIE	1416	3	MA	1	\$53,886.00	\$ -	\$ 53,886.00	\$ -	\$ 53,886.00	3	1.00	22	\$53,887.00	\$ -	\$ 53,887.00	\$ 1.00	0.00%	
327	HOPPE, ERIN A.	1412	3	MA	1	\$53,886.00	\$ -	\$ 53,886.00	\$ -	\$ 53,886.00	3	1.00	22	\$53,887.00	\$ -	\$ 53,887.00	\$ 1.00	0.00%	
328	RHODES, SCOTT A.	1411	3	MA	1	\$53,886.00	\$ -	\$ 53,886.00	\$ -	\$ 53,886.00	3	1.00	22	\$53,887.00	\$ -	\$ 53,887.00	\$ 1.00	0.00%	
329	RHODES, SUSAN D.	1411	3	MA	1	\$53,886.00	\$ -	\$ 53,886.00	\$ -	\$ 53,886.00	3	1.00	22	\$53,887.00	\$ -	\$ 53,887.00	\$ 1.00	0.00%	
330	TUBBS, KATHRYN M.	1413	3	MA	1	\$53,886.00	\$ -	\$ 53,886.00	\$ -	\$ 53,886.00	3	1.00	22	\$53,887.00	\$ -	\$ 53,887.00	\$ 1.00	0.00%	
331	BUHLER, DIANE E.	1411	3	MA	1	\$54,042.00	\$ -	\$ 54,042.00	\$ -	\$ 54,042.00	3	1.00	23	\$54,043.00	\$ -	\$ 54,043.00	\$ 1.00	0.00%	
332	FAMBROUGH, SAMUEL P.	1412	3	MA	1	\$54,042.00	\$ -	\$ 54,042.00	\$ -	\$ 54,042.00	3	1.00	23	\$54,043.00	\$ -	\$ 54,043.00	\$ 1.00	0.00%	
333	FRANZEN, AMY L.	1413	3	MA	1	\$54,198.00	\$ -	\$ 54,198.00	\$ -	\$ 54,198.00	3	1.00	24	\$54,199.00	\$ -	\$ 54,199.00	\$ 1.00	0.00%	
334	LINDLEY, NORMAN DALE	1411	3	MA	1	\$54,352.00	\$ -	\$ 54,352.00	\$ -	\$ 54,352.00	3	1.00	25	\$54,353.00	\$ -	\$ 54,353.00	\$ 1.00	0.00%	
335	GALLARDO, CONNIE F.	1411	3	MA	1	\$55,128.00	\$ -	\$ 55,128.00	\$ -	\$ 55,128.00	3	1.00	30	\$55,129.00	\$ -	\$ 55,129.00	\$ 1.00	0.00%	
336	FINNELL, EDY I.	1416	3	MA	1	\$55,437.00	\$ -	\$ 55,437.00	\$ -	\$ 55,437.00	3	1.00	32	\$55,438.00	\$ -	\$ 55,438.00	\$ 1.00	0.00%	
337	PENTON, GWENDOLYN CAROL	1413	3	MA	1	\$55,437.00	\$ -	\$ 55,437.00	\$ -	\$ 55,437.00	3	1.00	32	\$55,438.00	\$ -	\$ 55,438.00	\$ 1.00	0.00%	
338	TOMKE, LYNN M	1411	3	MA	1	\$55,902.00	\$ -	\$ 55,902.00	\$ -	\$ 55,902.00	3	1.00	35	\$55,903.00	\$ -	\$ 55,903.00	\$ 1.00	0.00%	
339	KNIGHT, MARCIA A.	1411	3	MA	1	\$56,230.00	\$ -	\$ 56,230.00	\$ -	\$ 56,230.00	3	1.00	37	\$56,231.00	\$ -	\$ 56,231.00	\$ 1.00	0.00%	
340	TOMKE, TERRENCE N.	1411	3	MA	1	\$58,125.00	\$ -	\$ 58,125.00	\$ -	\$ 58,125.00	3	1.00	38	\$58,126.00	\$ -	\$ 58,126.00	\$ 1.00	0.00%	
341	TOMAKA, TINA MARIE	1411	3	MA+15	1	\$51,974.00	\$ -	\$ 51,974.00	\$ -	\$ 51,974.00	3	1.00	9	\$52,100.00	\$ -	\$ 52,100.00	\$ 126.00	0.24%	
342	RHODES, KIMBERLY D.	1411	3	MA+15	1	\$52,491.00	\$ -	\$ 52,491.00	\$ -	\$ 52,491.00	3	1.00	10	\$52,492.00	\$ -	\$ 52,492.00	\$ 1.00	0.00%	
343	MONTOYA-TRAN, DEBRA S.	1412	3	MA+15	1	\$52,492.00	\$ -	\$ 52,492.00	\$ -	\$ 52,492.00	3	1.00	11	\$52,493.00	\$ -	\$ 52,493.00	\$ 1.00	0.00%	
344	VLAUN, JOHN W.	1411	3	MA+15	1	\$52,955.00	\$ -	\$ 52,955.00	\$ -	\$ 52,955.00	3	1.00	14	\$52,956.00	\$ -	\$ 52,956.00	\$ 1.00	0.00%	
345	CARDIEL, CHRISTINA LILLY	1411	3	MA+15	1	\$53,421.00	\$ -	\$ 53,421.00	\$ -	\$ 53,421.00	3	1.00	17	\$53,422.00	\$ -	\$ 53,422.00	\$ 1.00	0.00%	
346	BIRD, HOLLY	1415	3	MA+15	1	\$53,731.00	\$ -	\$ 53,731.00	\$ -	\$ 53,731.00	3	1.00	19	\$53,732.00	\$ -	\$ 53,732.00	\$ 1.00	0.00%	
347	FOX, LAURA BETH	1412	3	MA+15	1	\$54,042.00	\$ -	\$ 54,042.00	\$ -	\$ 54,042.00	3	1.00	21	\$54,043.00	\$ -	\$ 54,043.00	\$ 1.00	0.00%	
348	REESE, KELLY L.	1411	3	MA+15	1	\$54,042.00	\$ -	\$ 54,042.00	\$ -	\$ 54,042.00	3	1.00	21	\$54,043.00	\$ -	\$ 54,043.00	\$ 1.00	0.00%	
349	BLACKSTONE, KEVIN D.	1411	3	MA+15	1	\$54,507.00	\$ -	\$ 54,507.00	\$ -	\$ 54,507.00	3	1.00	24	\$54,508.00	\$ -	\$ 54,508.00	\$ 1.00	0.00%	
350	REYES, DEBRA I.	1412	3	MA+15	1	\$54,507.00	\$ -	\$ 54,507.00	\$ -	\$ 54,507.00	3	1.00	24	\$54,508.00	\$ -	\$ 54,508.00	\$ 1.00	0.00%	
351	JACKSON, BETTY JANE	1411	3	MA+15	1	\$54,971.00	\$ -	\$ 54,971.00	\$ -	\$ 54,971.00	3	1.00	27	\$54,972.00	\$ -	\$ 54,972.00	\$ 1.00	0.00%	
352	CHAPMAN, GARY W.	1411	3	MA+15	1	\$55,437.00	\$ -	\$ 55,437.00	\$ -	\$ 55,437.00	3	1.00	30	\$55,438.00	\$ -	\$ 55,438.00	\$ 1.00	0.00%	
353	WRIGHT, DENISE K.	1411	3	MA+15	1	\$55,747.00	\$ -	\$ 55,747.00	\$ -	\$ 55,747.00	3	1.00	32	\$55,748.00	\$ -	\$ 55,748.00	\$ 1.00	0.00%	
354	TAYLOR, CLAUDIA H.	1411	3	MA+45	1	\$54,352.00	\$ -	\$ 54,352.00	\$ -	\$ 54,352.00	3	1.00	20	\$54,353.00	\$ -	\$ 54,353.00	\$ 1.00	0.00%	
355	JURINEK, SIMON	1412	3	MA+45	1	\$54,507.00	\$ -	\$ 54,507.00	\$ -	\$ 54,507.00	3	1.00	21	\$54,508.00	\$ -	\$ 54,508.00	\$ 1.00	0.00%	
356	ANAZAO, CATHY K.	1413	3	MA+45	1	\$54,662.00	\$ -	\$ 54,662.00	\$ -	\$ 54,662.00	3	1.00	22	\$54,663.00	\$ -	\$ 54,663.00	\$ 1.00	0.00%	
357	JOYNER, MICHELE A.	1411	3	MA+45	1	\$54,662.00	\$ -	\$ 54,662.00	\$ -	\$ 54,662.00	3	1.00	22	\$54,663.00	\$ -	\$ 54,663.00	\$ 1.00	0.00%	
358	HALONEN, JANE E.	1416	3	MA+45	1	\$54,817.00	\$ -	\$ 54,817.00	\$ -	\$ 54,817.00	3	1.00	23	\$54,818.00	\$ -	\$ 54,818.00	\$ 1.00	0.00%	
359	ROSE, KIMBERLY A.	1412	3	MA+45	1	\$54,817.00	\$ -	\$ 54,817.00	\$ -	\$ 54,817.00	3	1.00	23	\$54,818.00	\$ -	\$ 54,818.00	\$ 1.00	0.00%	
360	MAUGER, BRADLEY G	1416	3	MA+45	1	\$54,972.00	\$ -	\$ 54,972.00	\$ -	\$ 54,972.00	3	1.00	24	\$54,973.00	\$ -	\$ 54,973.00	\$ 1.00	0.00%	

* Refer to your instructions for definitions of column names.
 Unhide rows to add more employees. Add rows after 1200 employees (Don't forget to copy formulas after 1200!)

WORKSHEET V
TEACHERS AVERAGE SALARY COMPUTATION 2016-2017
Operational Fund Only

DISTRICT NAME: Alamogordo Public Schools
 CHARTER NAME: (ENTER NAME)

PED No. 046

Worksheet V Revision: 02/26/16

Number	Name of Employee	Job Class No.	2015-2016 LEVEL 0, 1, 2, 3	Degree 2015-2016	2015-2016					2016-2017 LEVEL 0, 1, 2, 3	2016-2017					Total Contract Increase (Col. 11-6)	Total Base % Increase (Col. (9-4)/4)			
					1	2	3	4	5		6	7	8	9	10			11	12	13
					Oper FTE	Actual Base Salary Paid*	Add Adj. For Late Beginners*	TOTAL Base (Col. 2+3)	Allowable Increments*		Total Contract (Col. 4+5)	Oper FTE	Teaching Experience Allowed*	PROPOSED Base Salary	Allowable Increments*			Total Contract (Col. 9+10)		
361	SIMON, ALBERT M.	1411	3	MA+45	1	\$54,972.00	\$ -	\$ 54,972.00	\$ -	\$ 54,972.00	3	1.00	24	\$54,973.00	\$ -	\$ 54,973.00	\$ 1.00	0.00%		
362	WINROW, JANE L.	1412	3	MA+45	1	\$54,972.00	\$ -	\$ 54,972.00	\$ -	\$ 54,972.00	3	1.00	24	\$54,973.00	\$ -	\$ 54,973.00	\$ 1.00	0.00%		
363	MEDEIROS, JUDYANN H.	1415	3	MA+45	1.04	\$57,824.48	\$ -	\$ 57,824.48	\$ -	\$ 57,824.48	3	1.04	25	\$57,826.66	\$ -	\$ 57,826.66	\$ 2.18	0.00%		
364	PRICE, MERRI STEWART	1411	3	MA+45	1	\$55,282.00	\$ -	\$ 55,282.00	\$ -	\$ 55,282.00	3	1.00	26	\$55,283.00	\$ -	\$ 55,283.00	\$ 1.00	0.00%		
365	FESMIRE, DIANA S.	1411	3	MA+45	1	\$55,748.00	\$ -	\$ 55,748.00	\$ -	\$ 55,748.00	3	1.00	29	\$55,749.00	\$ -	\$ 55,749.00	\$ 1.00	0.00%		
366	HALLMARK, KEZIA J.	1416	3	MA+45	1	\$55,748.00	\$ -	\$ 55,748.00	\$ -	\$ 55,748.00	3	1.00	29	\$55,749.00	\$ -	\$ 55,749.00	\$ 1.00	0.00%		
367	HINRICHS, CONSTANCE	1412	3	MA+45	1	\$62,579.00	\$ -	\$ 62,579.00	\$ -	\$ 62,579.00	3	1.00	35	\$62,580.00	\$ -	\$ 62,580.00	\$ 1.00	0.00%		
368	ANDERSON, JEAN MARIE	1413	3	MA+45	1	\$64,517.00	\$ -	\$ 64,517.00	\$ -	\$ 64,517.00	3	1.00	37	\$64,518.00	\$ -	\$ 64,518.00	\$ 1.00	0.00%		
369						0.00	\$ -	\$ -	\$ -	\$ -		0.00	0	\$ -	\$ -	\$ -				
1200	TOTALS					361.66	\$ 16,025,422	\$ -	\$ 16,025,422	\$ -	\$ 16,025,422		361.66	4,326	\$ 16,093,181	\$ -	\$ 16,093,181	\$ 67,759.24	0.42%	

* Refer to your instructions for definition of "Allowable Increments".

**ESTIMATED AVERAGE SALARY INCREASES
 PERSONNEL OTHER THAN CLASSROOM TEACHERS
 2016-2017**

****Data on this form must match Worksheet IV; therefore, please complete Worksheet IV first.**

JOB CLASS NO.	1 FTE		3 TOTAL ANNUAL SALARIES		5 AVERAGE SALARY		7** DOLLAR INCREASE	8** PERCENT INCREASE <i>Col. 7 / Col. 3</i>
	2 OPER. & OTHER FUNDS	2 2016-2017	3 2015-2016*	3 2016-2017	5 2015-2016*	5 2016-2017		
1111	1.00	1.00	120,000	120,000	120,000	120,000	0	0.00%
1112	18.00	18.00	1,206,091	1,206,091	67,005	67,005	0	0.00%
1113	7.00	7.00	595,671	595,671	85,096	85,096	0	0.00%
1114	5.10	5.10	313,646	313,646	61,499	61,499	0	0.00%
1115	1.00	1.00	88,406	88,406	88,406	88,406	0	0.00%
1211	1.00	1.00	56,057	56,058	56,057	56,058	1	0.00%
1212	3.60	3.60	175,887	175,891	48,858	48,859	4	0.00%
Group Total:	36.70	36.70	2,555,758	2,555,762	69,639	69,639	5	0.00%
1213	8.00	8.00	130,060	130,060	16,257	16,257	0	0.00%
1216	7.00	7.00	103,402	103,402	14,772	14,772	0	0.00%
Group Total:	15.00	15.00	233,462	233,462	15,564	15,564	0	0.00%
1711	14.50	14.50	237,523	237,523	16,381	16,381	0	0.00%
1712	35.00	35.00	539,243	539,243	15,407	15,407	0	0.00%
1713	22.00	22.00	360,299	360,299	16,377	16,377	0	0.00%
1714	0.00	0.00	0	0	0	0	0	0.00%
Group Total:	71.50	71.50	1,137,065	1,137,065	15,903	15,903	0	0.00%
1214	14.00	14.00	723,169	723,183	51,655	51,656	14	0.00%
1215	12.00	12.00	539,430	539,442	44,953	44,954	12	0.00%
1217	50.25	50.25	1,215,878	1,215,878	24,197	24,197	0	0.00%
Group Total:	76.25	76.25	2,478,477	2,478,503	32,505	32,505	26	0.00%
1218	3.00	3.00	101,509	101,509	33,836	33,836	0	0.00%
1219	0.00	0.00	0	0	0	0	0	0.00%
Group Total:	3.00	3.00	101,509	101,509	33,836	33,836	0	0.00%
1220	9.00	9.00	261,738	261,738	29,082	29,082	0	0.00%
1616	4.00	4.00	111,004	111,004	27,751	27,751	0	0.00%
Group Total:	13.00	13.00	372,742	372,742	28,672	28,672	0	0.00%
1311	2.00	2.00	108,915	108,917	54,458	54,459	2	0.00%
1312	5.80	5.80	339,008	339,014	58,450	58,451	6	0.00%
1313	1.00	1.00	48,228	48,229	48,228	48,229	1	0.00%
1314	0.00	0.00	0	0	0	0	0	0.00%
1315	2.00	2.00	152,096	152,098	76,048	76,049	2	0.00%
1316	0.20	0.20	13,069	13,069	65,344	65,345	0	0.00%
1317	0.00	0.00	0	0	0	0	0	0.00%
1318	3.00	3.00	147,441	147,441	49,147	49,147	0	0.00%
Group Total:	14.00	14.00	808,757	808,768	57,768	57,769	11	0.00%
1319	2.00	2.00	77,783	77,783	38,892	38,892	0	0.00%
1623	6.00	6.00	118,967	118,967	19,828	19,828	0	0.00%
Group Total:	8.00	8.00	196,750	196,750	24,594	24,594	0	0.00%
1511	2.00	2.00	87,205	87,205	43,603	43,603	0	0.00%
Group Total:	2.00	2.00	87,205	87,205	43,603	43,603	0	0.00%
1614	15.00	15.00	577,521	577,521	38,501	38,501	0	0.00%
1615	48.00	48.00	922,990	922,990	19,229	19,229	0	0.00%
Group Total:	63.00	63.00	1,500,510	1,500,510	23,818	23,818	0	0.00%
1617	0.00	0.00	0	0	0	0	0	0.00%
1618	1.00	1.00	44,955	44,955	44,955	44,955	0	0.00%
1622	2.00	2.00	39,803	39,803	19,901	19,901	0	0.00%
1624	0.00	0.00	0	0	0	0	0	0.00%
Group Total:	3.00	3.00	84,758	84,758	28,253	28,253	0	0.00%
1619	0.00	0.00	0	0	0	0	0	0.00%
1620	0.00	0.00	0	0	0	0	0	0.00%
1621	0.00	0.00	0	0	0	0	0	0.00%
Group Total:	0.00	0.00	0	0	0	0	0	0.00%
TOTALS	305.45	305.45	9,556,995	9,557,036	31,288	31,288	42	0.00%

*DO NOT include one time non-recurring increases granted in 2015-2016.

**Columns 7 & 8 should not have negative amounts.

**ESTIMATED AVERAGE SALARY INCREASE
 CERTIFIED CLASSROOM TEACHERS ONLY
 2016-2017**

This form computes the average salary increase of classroom teachers paid from the following job classification numbers of the Operational fund; 1411 Teachers - 1-12, 1412 Teachers - Spec Ed, 1413 Teachers - ECE, 1414 Teachers - Preschool, 1415 Teachers: Vocational & Technical, 1416 Teachers - Other Instruction, and 1422 Teachers - Spec Ed Gifted.

Please complete Worksheet V first.

If this worksheet was not used, please make sure the following considerations were included in your calculations:

This form will not tie to the budget due to adjustments made for late beginners.

Include only full-time teachers who are currently employed. DO NOT include part-time personnel (casual and temporary positions).

For Contracts portion, include classroom-related increments. For example, a teacher that serves in the capacity of department head. Teachers beginning late in the year should be added at the amount they would have received had they worked the full year.

EXCLUDE non-recurring one-time increases, extended contract amounts, and increments from the Athletics (07) and Non-Instructional Student Support (08) functions.

PROJECT THESE SAME TEACHERS, in the same position with the same qualifications and FTE, when producing the **2016-2017** adopted salary schedule with the added year's experience.

INSTRUCTIONS FOR ESTIMATED BASE SALARY INCREASE

1. Refer to Worksheet V, column 4 for the TOTAL base salary amounts for **2015-2016**.
2. Refer to Worksheet V, column 9 for the PROPOSED base salary amount for **2016-2017**.
3. Refer to Worksheet V, column 1 for FTE. Enter this figure under **2015-2016** Average Salary. This FTE number will automatically carry over into the **2015-2016** Average Salary section, so only one entry will be made.
4. Enter these amounts under section I. below, "Estimated Average Salary Calculation - Base"

I. ESTIMATED AVERAGE SALARY CALCULATION - BASE

2015-2016 Average Salary Based on <u>Actual</u> Figures		2016-2017 Average Salary Based on <u>Projected</u> Figures		Comparison 2015-2016 Actuals vs. 2016-2017 Projected	
TOTAL Base	16,025,422	PROPOSED Base	16,093,181	2015-2016 Avg Salary	44,311
Total FTE	361.66	Total FTE	361.66	2016-2017 Avg Salary	44,498
2015-2016 Average Salary	<u>44,311</u>	2016-2017 Average Salary	<u>44,498</u>	Difference:	<u>187</u>
				Percent of Change:	0.42%

INSTRUCTIONS FOR ESTIMATED CONTRACT SALARY INCREASE

1. Refer to Worksheet V, column 6 for the TOTAL contracts for **2015-2016**.
2. Refer to Worksheet V, column 11 for the TOTAL contracts for **2016-2017**.
3. Refer to Worksheet V, column 1 for FTE. Enter this figure under **2015-2016** Average Salary. This FTE number will automatically carry over into the **2016-2017** Average Salary section, so only one entry will be made.
4. Enter these amounts under section II. below, "Estimated Average Salary Calculation - Contracts"

II. ESTIMATED AVERAGE SALARY CALCULATION - CONTRACTS

2015-2016 Average Salary Based on <u>Actual</u> Figures		2016-2017 Average Salary Based on <u>Projected</u> Figures		Comparison 2015-2016 Actuals vs. 2016-2017 Projected	
* Total Contracts	16,025,422	Total Contracts	16,093,181	2015-2016 Avg Salary	44,311
Total FTE	361.66	Total FTE	361.66	2016-2017 Avg Salary	44,498
2015-2016 Average Salary	<u>44,311</u>	2016-2017 Average Salary	<u>44,498</u>	Difference:	<u>187</u>
				Percent of Change:	0.42%

**ESTIMATED AVERAGE SALARY INCREASE
CERTIFIED CLASSROOM TEACHERS ONLY
2016-2017**

PED 925B-3

EXCLUDE non-recurring one-time increases, extended contract amounts, and special increments coded in the Athletics (07) and Non-Instructional Student Support (08) functions.

I. ESTIMATED TEACHERS SALARY RANGE: (Paid per salary schedule)

NOTE: FTE must tie to total FTE on 925B-2. If it does not, you will receive an error msg. that must be fixed.

Salary Range	Teachers FTE	Salary Range	Teachers FTE
\$30,000 - \$33,000	0.00	\$41,001 - \$42,000	0.00
\$33,001 - \$34,000	0.00	\$42,001 - \$43,000	44.00
\$34,001 - \$35,000	98.91	\$43,001 - \$44,000	12.00
\$35,001 - \$36,000	6.00	\$44,001 - \$45,000	18.00
\$36,001 - \$37,000	0.00	\$45,001 - \$46,000	38.00
\$37,001 - \$38,000	0.00	\$46,001 - \$47,000	20.00
\$38,001 - \$39,000	0.74	\$47,001 - \$48,000	9.00
\$39,001 - \$40,000	0.75	\$48,001 - \$49,000	4.00
\$40,001 - \$41,000	0.00	\$49,001 - \$50,000	0.00
		Over \$50,000	110.26
	<hr/>		<hr/>
Subtotal	106.40	Subtotal	255.26
		Total Teachers FTE :	<hr/> <hr/>
			361.66

II. 2016-2017 AVERAGE YEARS EXPERIENCE

Total Teaching Years Experience (from Worksheet V, col. 8) 4,326.00

Total Operating FTE (from Worksheet V, col. 1) 361.66

AVERAGE YEARS EXPERIENCE

 11.96

III. 2016-2017 AVERAGE HOURLY SALARY - CONTRACT

Avg. Hours per Day:	7.0	2016-2017 Average Salary:	44,498
		(computed on 925B-2)	
MULTIPLIED BY		DIVIDED BY	
Total Contract Days:	184	Total Annual Hours:	1,288.0
(retrieve from School Calendar, page 2)			
EQUALS		EQUALS	
Total Annual Hours =	<hr/> <hr/> 1,288.0	Estimated Average Hourly Rate =	<hr/> <hr/> 34.55

**TEACHERS AND PERSONNEL OTHER THAN CLASSROOM TEACHERS
2015-2016 MID-YEAR SALARY INCREASES**

THE 2015-2016 ENDING SALARIES **MUST** INCLUDE ONE OF THE FOLLOWING OPTIONS:

Choose the option that the school district utilized for salary action:

1. () Short-term bridging salary schedule (two figures per cell).
2. () Lump sum payment to be given after services are rendered.
3. () Combination of lump sum payment with salary schedule adjustment.

NOTE:
ALL 2015-2016 INFORMATION ON THIS FORM WILL BE ZERO, UNLESS MID-YEAR SALARY INCREASES WERE GIVEN.

I. TEACHERS

JOB CLASS NO.	FTE 2015-2016	TOTAL ANNUAL SALARIES		AVG SALARY		DOLLAR INCREASE 2015-2016	PERCENTAGE INCREASE 2015-2016
		BEGINNING	ENDING	BEGINNING	ENDING		
		2015-2016	2015-2016	2015-2016	2015-2016		
01.1411-1412 1413-1416. 1422	0.00	\$0	\$0	\$0	\$0	\$0	0.0%

II. PERSONNEL OTHER THAN CLASSROOM TEACHERS

JOB CLASS NO.	FTE 2015-2016	TOTAL ANNUAL SALARIES		AVERAGE SALARY		DOLLAR INCREASE 2015-2016	PERCENTAGE INCREASE 2015-2016
		BEGINNING	ENDING	BEGINNING	ENDING		
		2015-2016	2015-2016	2015-2016	2015-2016		
1111	0.00	\$0	\$0	\$0	\$0	\$0	0.0%
1112	0.00	\$0	\$0	\$0	\$0	\$0	0.0%
1113	0.00	\$0	\$0	\$0	\$0	\$0	0.0%
1114	0.00	\$0	\$0	\$0	\$0	\$0	0.0%
1115	0.00	\$0	\$0	\$0	\$0	\$0	0.0%
1211	0.00	\$0	\$0	\$0	\$0	\$0	0.0%
1212	0.00	\$0	\$0	\$0	\$0	\$0	0.0%
1213	0.00	\$0	\$0	\$0	\$0	\$0	0.0%
1214	0.00	\$0	\$0	\$0	\$0	\$0	0.0%
1215	0.00	\$0	\$0	\$0	\$0	\$0	0.0%
1216	0.00	\$0	\$0	\$0	\$0	\$0	0.0%
1217	0.00	\$0	\$0	\$0	\$0	\$0	0.0%
1218	0.00	\$0	\$0	\$0	\$0	\$0	0.0%
1219	0.00	\$0	\$0	\$0	\$0	\$0	0.0%
1220	0.00	\$0	\$0	\$0	\$0	\$0	0.0%
1311	0.00	\$0	\$0	\$0	\$0	\$0	0.0%
1312	0.00	\$0	\$0	\$0	\$0	\$0	0.0%
1313	0.00	\$0	\$0	\$0	\$0	\$0	0.0%
1314	0.00	\$0	\$0	\$0	\$0	\$0	0.0%
1315	0.00	\$0	\$0	\$0	\$0	\$0	0.0%
1316	0.00	\$0	\$0	\$0	\$0	\$0	0.0%
1317	0.00	\$0	\$0	\$0	\$0	\$0	0.0%
1318	0.00	\$0	\$0	\$0	\$0	\$0	0.0%
1319	0.00	\$0	\$0	\$0	\$0	\$0	0.0%
1511	0.00	\$0	\$0	\$0	\$0	\$0	0.0%
1614	0.00	\$0	\$0	\$0	\$0	\$0	0.0%
1615	0.00	\$0	\$0	\$0	\$0	\$0	0.0%
1616	0.00	\$0	\$0	\$0	\$0	\$0	0.0%
1617	0.00	\$0	\$0	\$0	\$0	\$0	0.0%
1618	0.00	\$0	\$0	\$0	\$0	\$0	0.0%
1619	0.00	\$0	\$0	\$0	\$0	\$0	0.0%
1620	0.00	\$0	\$0	\$0	\$0	\$0	0.0%
1621	0.00	\$0	\$0	\$0	\$0	\$0	0.0%
1622	0.00	\$0	\$0	\$0	\$0	\$0	0.0%
1623	0.00	\$0	\$0	\$0	\$0	\$0	0.0%
1624	0.00	\$0	\$0	\$0	\$0	\$0	0.0%
1711-1712-1713-1714	0.00	\$0	\$0	\$0	\$0	\$0	0.0%

2016-2017 School Calendar

1. Enter the date the Local Board or Governance Council approved the School Calendar: 20-Apr-2016
2. **Block** all Non-Instructional days (**Note:** Only include In-Service and Professional Development Days).
3. **Shade** all observed Holidays (**Note:** Holidays are **not** included in the Non-Instructional Day counts).
4. The first Instructional day is: 15-Aug-2016. The last Instructional day is: 26-May-2017.
5. **Strike** all days prior to the first day of instruction and after the last day of instruction.
6. Include the Total Instructional and Non-Instructional Days for each month in the spaces provided below each month.
7. Are you operating on a 4-Day or 5-Day week? 5-day week

2016																				
July							August							September						
Sun	Mon	Tues	Wed	Thurs	Fri	Sat	Sun	Mon	Tues	Wed	Thurs	Fri	Sat	Sun	Mon	Tues	Wed	Thurs	Fri	Sat
					1	2	1	2	3	4	5	6					1	2	3	
3	4	5	6	7	8	9	7	8	9	10	11	12	13	4	5	6	7	8	9	10
10	11	12	13	14	15	16	14	15	16	17	18	19	20	11	12	13	14	15	16	17
17	18	19	20	21	22	23	21	22	23	24	25	26	27	18	19	20	21	22	23	24
24	25	26	27	28	29	30	28	29	30	31				25	26	27	28	29	30	
31																				

July Instructional Days 0
Non-Instructional Days 0

Aug. Instructional Days 13
Non-Instructional Days 5

Sep. Instructional Days 21
Non-Instructional Days 0

2016																				
October							November							December						
Sun	Mon	Tues	Wed	Thurs	Fri	Sat	Sun	Mon	Tues	Wed	Thurs	Fri	Sat	Sun	Mon	Tues	Wed	Thurs	Fri	Sat
						1			1	2	3	4	5				1	2	3	
2	3	4	5	6	7	8	6	7	8	9	10	11	12	4	5	6	7	8	9	10
9	10	11	12	13	14	15	13	14	15	16	17	18	19	11	12	13	14	15	16	17
16	17	18	19	20	21	22	20	21	22	23	24	25	26	18	19	20	21	22	23	24
23	24	25	26	27	28	29	27	28	29	30				25	26	27	28	29	30	31
30	31																			

Oct. Instructional Days 19
Non-Instructional Days 1

Nov. Instructional Days 16
Non-Instructional Days 0

Dec. Instructional Days 14
Non-Instructional Days 0

2017																				
January							February							March						
Sun	Mon	Tues	Wed	Thurs	Fri	Sat	Sun	Mon	Tues	Wed	Thurs	Fri	Sat	Sun	Mon	Tues	Wed	Thurs	Fri	Sat
1	2	3	4	5	6	7				1	2	3	4				1	2	3	4
8	9	10	11	12	13	14	5	6	7	8	9	10	11	5	6	7	8	9	10	11
15	16	17	18	19	20	21	12	13	14	15	16	17	18	12	13	14	15	16	17	18
22	23	24	25	26	27	28	19	20	21	22	23	24	25	19	20	21	22	23	24	25
29	30	31					26	27	28					26	27	28	29	30	31	

Jan. Instructional Days 18
Non-Instructional Days 1

Feb. Instructional Days 19
Non-Instructional Days 0

March Instructional Days 23
Non-Instructional Days 0

2017																					
April							May							June							
Sun	Mon	Tues	Wed	Thurs	Fri	Sat	Sun	Mon	Tues	Wed	Thurs	Fri	Sat	Sun	Mon	Tues	Wed	Thurs	Fri	Sat	
						1			1	2	3	4	5	6					1	2	3
2	3	4	5	6	7	8	7	8	9	10	11	12	13	4	5	6	7	8	9	10	
9	10	11	12	13	14	15	14	15	16	17	18	19	20	11	12	13	14	15	16	17	
16	17	18	19	20	21	22	21	22	23	24	25	26	27	18	19	20	21	22	23	24	
23	24	25	26	27	28	29	28	29	30	31				25	26	27	28	29	30		
30																					

April Instructional Days 14
Non-Instructional Days 0

May Instructional Days 19
Non-Instructional Days 1

June Instructional Days 0
Non-Instructional Days 0

Total Instructional Days: 176

Total Non-Instructional Days: 8

Reminder: Holidays should **not** be included in the Non-Instructional Day counts.

2016-2017 Membership Reporting Dates:	
*October 12, 2016 (40 Day) - 1 st Reporting Period (2nd Wednesday in October)	
*December 1, 2016 (80 Day) - 2 nd Reporting Period (December 1 or first working day in December)	
*February 08, 2017 (120 Day) - 3 rd Reporting Period (2nd Wednesday in February)	

2016-2017 School Calendar

Section 22-2-8.1. SCHOOL YEAR--LENGTH OF SCHOOL DAY--MINIMUM.

A. Except as otherwise provided in this section, regular students shall be in school-directed programs, exclusive of lunch, for a minimum of the following:

- (1) kindergarten (K), for half-day programs, two and one-half hours per day or four hundred fifty hours (450) per year or, for full-day programs, five and one-half hours per day or nine hundred ninety hours (990) per year;
- (2) grades one through six (1-6), five and one-half hours per day or nine hundred ninety hours (990) per year; and
- (3) grades seven through twelve (7-12), six hours per day or one thousand eighty hours (1080) per year.

2015-2016 Instructional Days: 172

(Please indicate how many Instructional Days your District or Charter had for the 2015-2016 School Year.)

2016-2017 Total Instructional Days: 176

(Do not include In-Service/Professional Development Days or Holidays in the Instructional Day count.)

2016-2017 Total Non-Instructional Days: 8

(Only include In-Service or Professional Development Days in the Non-Instructional Day count. These days must be identified on the School Calendar as well as listed below as a Non-Instructional Day. Please do **not** include Holidays in the Non-Instructional Day count.)

2016-2017 Total Teacher Contract Days: 184

(The Total Contract Days should **only** include the Total Instructional Days and Non-Instructional Days.)

Note: Make-up days are only required if they cause the District or Charter School's Instructional Hours to fall below the School Year-Length of School Day-Minimum requirements, identified above.

Indicate Instructional Hours for 5-Day Weeks:	
Half-Day Kindergarten:	___ hours ___ minutes
Full-Day Kindergarten:	<u>5</u> hours <u>45</u> minutes
Grades 1-6:	<u>5</u> hours <u>45</u> minutes
Grades 7-12:	<u>6</u> hours <u>15</u> minutes

Indicate Instructional Hours for 4-Day Weeks:	
Half-Day Kindergarten:	___ hours ___ minutes
Full-Day Kindergarten:	___ hours ___ minutes
Grades 1-6:	___ hours ___ minutes
Grades 7-12:	___ hours ___ minutes

List ALL Non-Instructional Days and Holidays	
Date	Description (In-Service, Professional Development or identify Holiday)
August 8-12, 2016	Professional Development/District Orientation/Site Meetings
September 5, 2016	Labor Day Holiday
October 10, 2016	Columbus Day Holiday
October 31, 2016	Strategic Planning Day
November 11, 2016	Veterans Day Holiday
November 21-25, 2016	Fall Break/Thanksgiving Holiday
December 21, 2016-January 3, 2017	Winter Break/Christmas Holiday/New Year's Holiday
January 4, 2017	Professional Development
January 16, 2017	Martin Luther King Holiday
February 20, 2017	Presidents' Day Holiday
April 3-7, 2017	Spring Break
April 14, 2017	Snow Day
May 12, 2017	Strategic Planning Day
May 29, 2017	Memorial Day Holiday

Report Card Dates
Week of October 17-21, 2016
Week of January 9-13, 2017
Week of March 13-17, 2017
May 26, 2017

Pay Days
July 15 & 29, 2016 August 12 & 26, 2016
September 9 & 23, 2016 October 7 & 21, 2016
November 4 & 18, 2016 December 2, 16 & 30
January 13 & 27, 2017 February 10 & 24, 2017
March 10 & 24, 2017 April 7 & 21, 2017
May 5 & 19, 2017 June 2, 16 & 30, 2017

Board Meetings
July 20, 2016 August 17, 2016
Sept. 21, 2016 October 19, 2016
Nov. 16, 2016 December - TBD
January 18, 2017 February 15, 2017
March 15, 2017 April 19, 2017
May 17, 2017 June 21, 2017

2016-2017 SCHOOL CALENDAR CHECK

5-Day School Week

Section 22-2-8.1. SCHOOL YEAR--LENGTH OF SCHOOL DAY--MINIMUM.

A. Except as otherwise provided in this section, regular students shall be in school-directed programs, exclusive of lunch, for a minimum of the following:

(1) kindergarten (K), for half-day programs, two and one-half hours per day or four hundred fifty hours (450) per year or, for full-day programs, five and one-half hours per day or nine hundred ninety hours (990) per year;

(2) grades one through six (1-6), five and one-half hours per day or nine hundred ninety hours (990) per year; and

(3) grades seven through twelve (7-12), six hours per day or one thousand eighty hours (1080) per year.

B. Up to thirty-three (33) hours of the full-day kindergarten program may be used for home visits by the teacher or for parent-teacher conferences. Up to twenty-two hours (22) of grades one through six programs may be used for home visits by the teacher or for parent-teacher conferences. Up to twelve hours (12) of grades seven through twelve programs may be used to consult with parents to develop next step plans for students and for parent-teacher conferences.

2016-2017 CALENDAR CHECK for 5-DAY SCHOOL WEEK									
STATUTORY REQUIREMENTS				Alamogordo					
Grade	Days	Hours per Day	Total Hours	Grade	Days	Hours per Day	Additional Hours	Total Hours	Requirements Met
Half-Day Kinder	180	2.50	450	Half-Day Kinder				0	Violation
Full-Day Kinder	180	5.50	990	Full-Day Kinder	176	5.75		1,012	Okay
Grade 1	180	5.50	990	Grade 1	176	5.75		1,012	Okay
Grade 2	180	5.50	990	Grade 2	176	5.75		1,012	Okay
Grade 3	180	5.50	990	Grade 3	176	5.75		1,012	Okay
Grade 4	180	5.50	990	Grade 4	176	5.75		1,012	Okay
Grade 5	180	5.50	990	Grade 5	176	5.75		1,012	Okay
Grade 6	180	5.50	990	Grade 6	176	6.25		1,100	Okay
Grade 7	180	6.00	1,080	Grade 7	176	6.25		1,100	Okay
Grade 8	180	6.00	1,080	Grade 8	176	6.25		1,100	Okay
Grade 9	180	6.00	1,080	Grade 9	176	6.25		1,100	Okay
Grade 10	180	6.00	1,080	Grade 10	176	6.25		1,100	Okay
Grade 11	180	6.00	1,080	Grade 11	176	6.25		1,100	Okay
Grade 12	180	6.00	1,080	Grade 12	176	6.25		1,100	Okay

5 min. = .08
10 min. = .17
12 min. = .20
15 min. = .25
20 min. = .33
25 min. = .42
30 min. = .50
35 min. = .58
36 min. = .60
40 min. = .67
45 min. = .75
50 min. = .83
55 min. = .92

**Alamogordo Public Schools
Administrator Salary Schedule for School Year 2016-2017**

Step	Exec Dir. of Support Services, HS Principal	Principals- Middle Schools, Alt. HS	MS Asst Principals	HS Asst Principal	HS Asst Principal	Elem. Principals	Directors- HR, B/F, C&I	Directors- ATHL, TSS, DSE	Director Health Svcs	Supervisors
Exp.	234 Days	212 Days	202 Days	212 Days	234 Days	202 Days	234 Days	234 Days	212 Days	234 Days
0	\$80,400	\$65,388	\$57,826	\$60,026	\$66,611	\$60,599	\$71,500	\$69,500	\$54,624	
1	\$80,401	\$65,389	\$57,827	\$60,027	\$66,612	\$60,600	\$71,501	\$69,501	\$54,625	
2	\$80,401	\$65,389	\$57,827	\$60,027	\$66,612	\$60,600	\$71,501	\$69,501	\$54,625	
3	\$82,813	\$67,351	\$59,562	\$61,828	\$68,610	\$62,418	\$72,001	\$70,001	\$56,264	
4	\$83,637	\$68,021	\$60,155	\$62,444	\$69,293	\$63,039	\$72,194	\$70,003	\$56,823	
5	\$83,638	\$68,022	\$60,156	\$62,445	\$69,294	\$63,040	\$72,552	\$70,004	\$56,824	
6	\$84,160	\$68,023	\$60,157	\$62,446	\$69,295	\$63,146	\$72,553	\$70,005	\$56,825	
7	\$84,682	\$68,805	\$60,637	\$63,164	\$70,093	\$64,717	\$73,387	\$70,809	\$57,479	
8	\$86,628	\$69,587	\$62,231	\$63,882	\$70,889	\$64,924	\$74,222	\$71,615	\$58,132	
9	\$87,150	\$70,369	\$62,441	\$64,600	\$71,837	\$65,088	\$75,055	\$72,419	\$58,785	
10	\$87,674	\$71,150	\$62,924	\$65,316	\$72,481	\$65,437	\$75,889	\$73,224	\$59,438	
11	\$88,196	\$71,932	\$63,615	\$66,034	\$73,277	\$66,156	\$76,724	\$74,028	\$60,091	
12	\$88,719	\$72,714	\$64,306	\$66,752	\$74,074	\$66,874	\$77,557	\$74,886	\$60,745	
13	\$91,286	\$73,497	\$64,998	\$67,470	\$74,871	\$67,594	\$78,391	\$75,637	\$61,398	
14	\$91,390	\$74,278	\$65,688	\$68,187	\$75,668	\$68,313	\$79,226	\$76,442	\$62,050	
15	\$91,495	\$75,059	\$66,379	\$68,906	\$76,464	\$69,032	\$80,059	\$77,246	\$62,704	
16	\$91,599	\$75,841	\$67,072	\$69,623	\$77,260	\$69,752	\$80,893	\$78,051	\$63,357	
17	\$91,704	\$76,623	\$67,763	\$70,341	\$78,056	\$70,469	\$81,727	\$78,856	\$64,010	
18	\$91,808	\$77,406	\$68,455	\$71,059	\$78,984	\$71,188	\$82,561	\$79,660	\$64,663	
19	\$91,913	\$78,187	\$69,146	\$71,777	\$79,650	\$71,907	\$83,395	\$80,465	\$65,315	
20	\$92,017	\$78,969	\$69,837	\$72,494	\$80,446	\$72,627	\$84,228	\$81,270	\$65,970	
21	\$92,122	\$79,751	\$70,529	\$73,211	\$81,243	\$73,346	\$85,061	\$82,074	\$66,623	
22	\$92,226	\$80,533	\$71,220	\$73,930	\$82,039	\$74,065	\$85,895	\$82,879	\$67,275	
23	\$92,331	\$81,314	\$71,913	\$74,647	\$82,835	\$74,784	\$86,730	\$83,650	\$67,930	
24	\$92,435	\$82,096	\$72,604	\$75,365	\$83,632	\$75,222	\$87,563	\$84,488	\$68,583	
25	\$92,540	\$82,878	\$73,295	\$76,083	\$84,428	\$76,223	\$88,406	\$85,293	\$69,236	

This salary schedule is effective during the 2016-2017 school year only. It does not reflect salaries that may be set for any other school year.

Revised: 5-9-16

Board Approved: 6-15-16

**Alamogordo Public Schools
Certified Instructors - Level I Salary Schedule for 2016-2017**

Step	BA	BA+15	BA+45	MA	MA+15	MA+45
0	\$34,000	\$34,025	\$34,050	\$34,100	\$34,125	\$34,700
1	\$34,001	\$34,026	\$34,051	\$34,101	\$34,126	\$34,701
2	\$34,002	\$34,027	\$34,052	\$34,102	\$34,181	\$34,767
3	\$34,003	\$34,028	\$34,053	\$34,604	\$35,206	\$35,810
4	\$34,004	\$34,029	\$34,054	\$34,948	\$35,557	\$36,166
5	\$34,005	\$34,030	\$34,055	\$34,949	\$35,558	\$36,167

Up to 25 years of out-of-district experience is credited at date of hire upon verification.

This salary schedule is effective during the 2016-2017 school year only. It does not reflect salaries that may be set for any other school year.

The above salary schedule is subject to negotiations.

Revised: 5-02-2016

Board Approved: 1-18-17



Alamogordo Public Schools
Certified Instructors - Level II Salary Schedule for 2016-2017

Step	BA	BA+15	BA+45	MA	MA+15	MA+45
0	\$0	\$0	\$0	\$0	\$0	\$0
1	\$0	\$0	\$0	\$0	\$0	\$0
2	\$0	\$0	\$0	\$0	\$0	\$0
3	\$42,000	\$42,100	\$42,200	\$42,300	\$42,800	\$43,215
4	\$42,001	\$42,101	\$42,201	\$42,301	\$42,801	\$43,216
5	\$42,100	\$42,200	\$42,300	\$43,000	\$43,100	\$43,217
6	\$42,200	\$42,450	\$42,975	\$43,478	\$43,996	\$44,513
7	\$42,450	\$42,900	\$43,389	\$43,911	\$44,434	\$44,956
8	\$42,900	\$42,925	\$43,390	\$43,912	\$44,435	\$44,957
9	\$44,429	\$44,586	\$44,895	\$45,206	\$45,516	\$46,135
10	\$44,585	\$44,740	\$45,049	\$45,360	\$45,670	\$46,290
11	\$44,739	\$44,895	\$45,205	\$45,515	\$45,825	\$46,445
12	\$44,895	\$45,049	\$45,360	\$45,669	\$45,980	\$46,600
13	\$45,049	\$45,205	\$45,515	\$45,825	\$46,135	\$46,755
14	\$45,205	\$45,360	\$45,669	\$45,980	\$46,290	\$46,910
15	\$45,360	\$45,515	\$45,825	\$46,135	\$46,445	\$47,065
16	\$45,515	\$45,669	\$45,980	\$46,290	\$46,600	\$47,219
17	\$45,669	\$45,825	\$46,135	\$46,445	\$46,755	\$47,376
18	\$45,825	\$45,980	\$46,290	\$46,600	\$46,910	\$47,530
19	\$45,980	\$46,135	\$46,445	\$46,755	\$47,065	\$47,685
20	\$46,135	\$46,290	\$46,600	\$46,910	\$47,219	\$47,840
21	\$46,290	\$46,445	\$46,755	\$47,065	\$47,376	\$47,996
22	\$46,445	\$46,600	\$46,910	\$47,219	\$47,530	\$48,150
23	\$46,600	\$46,755	\$47,065	\$47,376	\$47,685	\$48,306
24	\$46,755	\$46,910	\$47,219	\$47,530	\$47,840	\$48,460
25	\$46,910	\$47,065	\$47,376	\$47,685	\$47,996	\$48,616
26	\$47,065	\$47,219	\$47,530	\$47,840	\$48,150	\$48,771
27	\$47,219	\$47,376	\$47,685	\$47,996	\$48,306	\$48,926
28	\$47,376	\$47,530	\$47,840	\$48,150	\$48,460	\$49,080
29	\$47,530	\$47,685	\$47,996	\$48,306	\$48,616	\$49,236
30	\$47,685	\$47,840	\$48,150	\$48,460	\$48,771	\$51,265
31	\$47,840	\$47,996	\$48,581	\$50,537	\$51,265	\$52,256
32	\$479,956	\$48,150	\$49,227	\$51,265	\$52,256	\$53,242
33	\$48,150	\$48,306	\$49,874	\$52,257	\$53,242	\$54,228
34	\$48,151	\$48,460	\$50,519	\$52,385	\$53,243	\$54,229
35	\$48,152	\$49,753	\$51,252	\$52,513	\$53,244	\$54,230
36	\$48,153	\$49,754	\$52,630	\$52,643	\$53,245	\$54,231
37+	\$48,155	\$49,755	\$54,009	\$54,772	\$55,246	\$56,233

Up to 25 years of out-of-district experience is credited at date of hire upon verification.

This salary schedule is effective during the 2016-2017 school year only. It does not reflect salaries that may be set for any other school year.

The above salary schedule is subject to negotiations.

Revised: 1-13-2017

Board Approved:

1/18/2017

Alamogordo Public Schools
Certified Instructors - Level III Salary Schedule for 2016-2017

Step	MA	MA+15	MA+45
0	\$0	\$0	\$0
1	\$0	\$0	\$0
2	\$0	\$0	\$0
3	\$0	\$0	\$0
4	\$0	\$0	\$0
5	\$0	\$0	\$0
6	\$52,000	\$52,100	\$52,200
7	\$52,000	\$52,100	\$52,200
8	\$52,000	\$52,100	\$52,200
9	\$52,000	\$52,100	\$52,434
10	\$52,335	\$52,492	\$52,956
11	\$52,336	\$52,493	\$52,957
12	\$52,337	\$52,647	\$53,113
13	\$52,492	\$52,802	\$53,267
14	\$52,647	\$52,956	\$53,422
15	\$52,803	\$53,113	\$53,578
16	\$52,957	\$53,267	\$53,733
17	\$53,113	\$53,421	\$53,887
18	\$53,267	\$53,577	\$54,043
19	\$53,422	\$53,732	\$54,199
20	\$53,578	\$53,887	\$54,353
21	\$53,733	\$54,043	\$54,508
22	\$53,887	\$54,198	\$54,663
23	\$54,043	\$54,352	\$54,818
24	\$54,199	\$54,508	\$54,973
25	\$54,353	\$54,663	\$55,129
26	\$54,508	\$54,818	\$55,283
27	\$54,663	\$54,972	\$55,437
28	\$54,818	\$55,128	\$55,594
29	\$54,973	\$55,283	\$55,749
30	\$55,129	\$55,438	\$55,903
31	\$55,283	\$55,593	\$56,764
32	\$55,438	\$55,748	\$58,918
33	\$55,594	\$55,903	\$59,780
34	\$55,749	\$57,325	\$60,856
35	\$55,903	\$58,746	\$62,579
36	\$56,059	\$60,039	\$63,656
37+	\$56,231	\$61,115	\$64,518

Up to 25 years of out-of-district experience is credited at date of hire upon verification.

This salary schedule is effective during the 2016-2017 school year only. It does not reflect salaries that may be set for any other school year.

The above salary schedule is subject to negotiations.

Revised: 1/13/2017

Board Approved:

1/18/2017

Alamogordo Public Schools
Classified Office Personnel Salary Schedule 2016-2017

Step	Level I	Educ.	Level II	Educ.	Level III	Educ.
0	\$10.00	\$10.25	\$10.50	\$10.75	\$11.00	\$11.25
1	\$10.00	\$10.25	\$10.50	\$10.75	\$11.00	\$11.25
2	\$10.25	\$10.50	\$10.75	\$11.00	\$11.25	\$11.50
3	\$10.50	\$10.75	\$11.00	\$11.25	\$11.50	\$11.75
4	\$10.75	\$11.00	\$11.25	\$11.50	\$11.75	\$12.00
5	\$11.00	\$11.25	\$11.50	\$11.75	\$12.00	\$12.25
6	\$11.25	\$11.50	\$11.75	\$12.00	\$12.25	\$12.50
7	\$11.50	\$11.75	\$12.00	\$12.25	\$12.50	\$12.75
8	\$11.75	\$12.00	\$12.28	\$12.50	\$12.75	\$13.00
9	\$12.00	\$12.25	\$12.58	\$12.75	\$13.00	\$13.25
10	\$12.25	\$12.50	\$13.00	\$13.25	\$13.25	\$13.50
11	\$12.50	\$12.75	\$13.25	\$13.50	\$13.50	\$13.75
12	\$12.75	\$13.00	\$13.25	\$13.75	\$13.78	\$14.00
13	\$13.00	\$13.25	\$13.50	\$14.00	\$14.25	\$14.50
14	\$13.25	\$13.50	\$13.75	\$14.25	\$14.50	\$14.75
15	\$13.50	\$13.78	\$14.03	\$14.50	\$14.75	\$15.00
16	\$13.75	\$14.00	\$14.33	\$14.75	\$15.01	\$15.50
17	\$14.00	\$14.25	\$14.62	\$15.25	\$15.50	\$15.75
18	\$14.50	\$14.75	\$15.00	\$15.50	\$15.75	\$16.00
19	\$14.75	\$15.00	\$15.25	\$15.75	\$16.00	\$16.25
20	\$15.00	\$15.25	\$15.50	\$16.00	\$16.25	\$16.50
21	\$15.25	\$15.50	\$15.78	\$16.25	\$16.75	\$17.00
22	\$15.50	\$15.75	\$16.08	\$16.50	\$17.00	\$17.25
23	\$15.75	\$16.00	\$16.37	\$17.00	\$17.25	\$17.50
24	\$16.00	\$16.25	\$16.75	\$17.25	\$17.50	\$17.75
25	\$16.25	\$16.50	\$17.00	\$17.50	\$18.00	\$18.25
26	\$16.50	\$17.00	\$17.24	\$17.75	\$18.25	\$18.50
27	\$16.75	\$17.25	\$17.53	\$18.00	\$18.50	\$18.75
28	\$17.00	\$17.50	\$18.00	\$18.25	\$18.75	\$19.00
29	\$17.25	\$17.75	\$18.25	\$18.50	\$19.00	\$19.25
30	\$17.50	\$18.00	\$18.50	\$19.00	\$19.50	\$19.75
<i>COPs having an Associate Degree or 60+ hours of college credits will be paid from the Educ. column associated with their compensation level.</i>	Receptionist/Attend. Sec. HS Bookkeepers HS Bookstore HS Data Management HR Records Manager Maintenance Complex Sec. Graphics Assistant Registrar/Guidance Sec. Asst. Principals' Sec.	Elem/MS School Secretaries Asst. Athletics Secretary AdS Secretary Substitute Support SNS Operations Asst	HR	B&F Department HR Admin Asst. HR Personnel Support Data Entry Clerk DSE Bookkeeper Federal Programs Sec Support Ser. Admin Asst. Learning Ser. Admin. Asst Health Ser. Admin. Asst. Medicaid Bookkeeper AHS Principal Sec. Trans/Operational Sec. St. Assessment Facilitator		

This salary schedule is effective during the 2016-2017 school year **only**. It does not reflect salaries that may be set for any other school year. The above salary schedule is subject to negotiations.

Revised: 1/13/2017 Board Approved: **1/18/2017**

Upon verification, COPs may be credited up to 5 years of out-of-district experience.



**Alamogordo Public Schools
Computer Technician Salary Schedules 2016-2017**

Step	
0	\$14.90
1	\$14.90
2	\$14.90
3	\$15.35
4	\$15.50
5	\$15.63
6	\$15.74
7	\$15.93
8	\$16.34
9	\$16.76
10	\$17.17
11	\$17.57
12	\$17.98
13	\$18.39
14	\$18.80
15	\$19.21
16	\$19.61
17	\$20.02
18	\$20.42
19	\$20.84
20	\$21.25
21	\$21.66
22	\$22.07
23	\$22.47
24	\$23.29
25	\$24.11
26	\$24.93
27	\$25.33
28	\$25.74
29	\$26.16
30	\$26.56
31	\$26.98
32	\$27.38
33	\$27.79
34+	\$28.20

This salary schedule is effective during the 2016-2017 school year only. It does not reflect salaries that may be set for any other school year.

The above salary schedule is subject to negotiations.

Revised: 5-02-16

Board Approved: 1-18-17

**Alamogordo Public Schools
Counselor Salary Schedule for 2016-2017**

Step	Level I	Level II	Level III
0	\$43,152	\$43,598	\$50,000
1	\$43,153	\$43,599	\$50,001
2	\$43,154	\$43,600	\$50,002
3	\$44,449	\$44,908	\$50,003
4	\$44,890	\$45,356	\$50,004
5	\$44,891	\$45,357	\$50,005
6	\$44,892	\$45,358	\$50,006
7	\$45,048	\$45,514	\$50,007
8	\$45,205	\$45,669	\$50,008
9	\$45,360	\$45,825	\$50,009
10	\$45,515	\$45,980	\$50,010
11	\$45,669	\$46,135	\$50,011
12	\$45,825	\$46,290	\$50,012
13	\$45,980	\$46,445	\$50,013
14	\$46,135	\$46,600	\$50,014
15	\$46,290	\$46,755	\$50,015
16	\$46,445	\$46,910	\$50,016
17	\$46,600	\$47,064	\$50,017
18	\$53,422	\$53,733	\$53,734
19	\$53,578	\$54,043	\$54,044
20	\$53,733	\$54,353	\$54,354
21	\$53,887	\$54,663	\$54,664
22	\$54,043	\$54,973	\$54,974
23	\$54,199	\$55,283	\$55,284
24	\$54,353	\$55,593	\$55,594
25	\$54,508	\$55,903	\$55,904

Up to 25 years of out-of-district experience is credited
 This salary schedule is effective during the 2016-2017 school year only. It does not reflect salaries based on 184 day contract.
 The above salary schedule is subject to negotiations.
Revised: 5-03-2016 Board Approved: 1-18-17

Alamogordo Public Schools
Custodian, Central Receiving, and Maintenance Salary Schedule 2016-17

Step	Custodians/Central Receiving (M-1)	Maintenance (M-2)
		Licensed/Certified
0	\$9.05	\$13.02
1	\$9.05	\$13.02
2	\$9.30	\$13.02
3	\$9.30	\$13.41
4	\$9.55	\$13.73
5	\$9.80	\$14.04
6	\$10.05	\$14.14
7	\$10.31	\$14.41
8	\$10.55	\$14.78
9	\$10.80	\$15.15
10	\$11.05	\$15.52
11	\$11.30	\$15.89
12	\$11.55	\$16.26
13	\$11.80	\$16.63
14	\$12.05	\$17.01
15	\$12.30	\$17.38
16	\$12.55	\$17.73
17	\$12.80	\$18.11
18	\$13.05	\$18.48
19	\$13.30	\$18.85
20	\$13.55	\$19.22
21	\$13.80	\$19.59
22	\$14.05	\$19.96
23	\$14.30	\$20.33
24	\$14.55	\$20.70
25	\$14.80	\$21.07
26	\$15.05	\$21.44
27	\$15.30	\$21.79
28	\$15.55	\$22.18
29	\$15.80	\$22.74
30	\$16.05	\$23.28

Head Custodians are paid an additional \$.30/ hour for supervising up to 9 employees and \$.50/ hour for supervising 10 or more employees. Personnel working between the hours of 7:00 p.m. and 7:00 a.m. will receive an additional \$.75 per hour as a night differential.

Personnel working between the hours of 7:00 p.m. and 7:00 a.m. will receive an additional \$.75 per hour as a night

This salary schedule is effective during the 2016-2017 school year only. It does not reflect salaries that may be set for any other school year. The above salary schedule is subject to negotiations.

Upon verification, Custodians and Central Receiving may be credited up to 5 years of previous experience.

Revised: 1-13-17

Board Approved: 1/18/2017

Alamogordo Public Schools
Educational Assistant and Security Liaison Salary Schedule 2016-2017

Step	EA
0	\$10.75
1	\$11.00
2	\$11.25
3	\$11.50
4	\$11.75
5	\$12.00
6	\$12.25
7	\$12.50
8	\$12.75
9	\$13.00
10	\$13.25
11	\$13.50
12	\$13.75
13	\$14.00
14	\$14.25
15	\$14.50
16	\$14.75
17	\$15.00
18	\$15.25
19	\$15.50
20	\$15.75
21	\$16.00
22	\$16.25
23	\$16.50
24	\$16.75
25	\$17.00

Base hourly wage reflects 7 hours per day for 183 days

This salary schedule is effective during the 2016-2017 school year only. It does not reflect salaries that may be set for any other school year. The above salary schedule is subject to negotiations. SPED Low-Incidence Educational Assistants will receive an additional \$0.25 per hour during their assignment to these positions.

Revised: 1-13-17

Board Approved:

1/18/2017

Upon verification, EAs may be credited up to 2 years of out-of-district experience.

**Alamogordo Public Schools
Exempt Salary Schedule 2016-2017**

Step	
0	\$31,819
1	\$31,820
2	\$31,821
3	\$32,775
4	\$33,111
5	\$33,123
6	\$33,134
7	\$34,044
8	\$35,002
9	\$36,489
10	\$37,367
11	\$38,246
12	\$39,125
13	\$40,004
14	\$40,884
15	\$41,762
16	\$42,642
17	\$43,960
18	\$44,400
19	\$45,279
20	\$47,476
21	\$47,038
22	\$47,916
23	\$48,795
24	\$49,675
25	\$50,553
26	\$51,432
27	\$52,314
28	\$53,191
29	\$54,071
30	\$54,950
31	\$55,830
32	\$56,708
33	\$57,037
34	\$58,466
35	\$59,347
36	\$60,224
37+	\$61,104

This salary schedule is effective during the 2016-2017 school year only. It does not reflect salaries that may be set for any other school year.

**Alamogordo Public Schools
Nurses Salary Schedule for School Year 2016-2017**

Step	RN	RN-BS	RN-MS
0	\$32,190	\$43,158	\$43,611
1	\$32,191	\$43,159	\$43,612
2	\$32,192	\$43,160	\$43,613
3	\$33,158	\$44,454	\$44,921
4	\$33,487	\$44,897	\$45,368
5	\$33,488	\$44,898	\$45,369
6	\$33,489	\$44,899	\$45,370
7	\$33,764	\$45,051	\$45,520
8	\$34,039	\$45,205	\$45,669
9	\$34,319	\$45,360	\$45,825
10	\$34,660	\$45,515	\$45,980
11	\$34,971	\$45,669	\$46,135
12	\$35,281	\$45,825	\$46,290
13	\$45,049	\$45,980	\$46,445
14	\$45,205	\$46,135	\$46,600
15	\$45,360	\$46,290	\$46,755
16	\$45,515	\$46,445	\$46,910
17	\$45,669	\$46,600	\$47,065
18	\$45,825	\$53,422	\$53,733
19	\$45,980	\$53,578	\$54,043
20	\$46,135	\$53,733	\$54,353
21	\$46,290	\$53,887	\$54,663
22	\$46,445	\$54,043	\$54,973
23	\$46,600	\$54,199	\$55,283
24	\$46,755	\$54,353	\$55,593
25	\$46,910	\$54,508	\$55,903

Up to 25 years of out-of-district experience is credited at date of hire upon verification.

This salary schedule is effective during the 2016-2017 school year only. It does not reflect salaries that may be set for any other school year.

The above salary schedule is subject to negotiations.

Revised: 5-6-16

Board Approved: 1-18-17

**Alamogordo Public Schools
COTA & PTA Salary Schedule for 2016-2017**

Step	Level 1	Level 2 & 3
0	\$35,000	
1	\$35,500	
2	\$36,000	
3	\$36,500	\$45,000
4	\$37,000	\$45,250
5	\$39,000	\$45,500
6	\$39,500	\$45,750
7	\$40,000	\$46,000
8	\$40,500	\$46,250
9	\$41,000	\$46,500
10	\$43,000	\$46,750
11	\$43,500	\$47,000
12	\$44,000	\$47,250
13	\$44,500	\$47,500
14	\$45,000	\$47,750
15	\$47,000	\$48,000
16	\$47,250	\$48,250
17	\$47,500	\$48,500
18	\$47,750	\$48,750
19	\$48,000	\$49,000
20	\$48,250	\$49,250
21	\$48,500	\$49,500
22	\$48,750	\$49,750
23	\$49,000	\$50,000
24	\$49,250	\$50,250
25	\$49,500	\$50,500

Up to 25 years of out-of-district experience is credited at date
 This salary schedule is effective during the 2016-2017 school
 year only. It does not reflect salaries that may be set for any
 Based on 184 day contract.

Salary Schedule is subject to negotiations.

Revised: 1/13/2017 Board Approved: 1/18/2017

Alamogordo Public Schools
School Psychologist Salary Schedule 2016-2017

Step	Level 1	Level 2	Level 3
0	\$46,824	\$52,755	\$58,031
1	\$46,825	\$52,756	\$58,032
2	\$46,826	\$52,757	\$58,033
3	\$48,231	\$54,340	\$59,774
4	\$48,711	\$54,880	\$60,368
5	\$48,712	\$54,881	\$60,369
6	\$48,713	\$54,882	\$60,370
7	\$49,453	\$55,718	\$61,276
8	\$50,196	\$56,568	\$62,194
9	\$50,950	\$57,428	\$63,129
10	\$51,714	\$58,302	\$64,074
11	\$52,489	\$59,190	\$65,036
12	\$53,277	\$60,091	\$66,012
13	\$54,076	\$61,007	\$67,001
14	\$54,887	\$61,936	\$68,007
15	\$55,710	\$62,878	\$69,026
16	\$56,545	\$63,836	\$70,062
17	\$57,394	\$64,809	\$71,112
18	\$58,255	\$65,795	\$72,179
19	\$59,128	\$66,796	\$73,262
20	\$60,015	\$67,814	\$74,361
21	\$60,915	\$68,863	\$75,476
22	\$61,829	\$69,911	\$76,608
23	\$62,756	\$70,976	\$77,758
24	\$63,697	\$72,057	\$78,924
25	\$64,653	\$73,155	\$80,107
26	\$65,623	\$74,268	\$81,309
27	\$66,607	\$75,399	\$82,529
28	\$67,606	\$76,530	\$83,767
29	\$68,621	\$77,677	\$85,023
30	\$69,650	\$78,842	\$86,298
31	\$70,694	\$80,026	\$87,593
32	\$71,754	\$81,226	\$88,906
33	\$72,831	\$82,444	\$90,240
34	\$73,923	\$83,681	\$91,593
35	\$75,032	\$84,936	\$92,968
36	\$76,158	\$86,210	\$94,362
37+	\$77,299	\$87,503	\$95,777

Up to 25 years of out-of-district experience is credited at date of hire upon verification.

This salary schedule is effective during the 2015-2016 school year only.

It does Not reflect salaries that may be set for any other school year.

The above salary schedule is subject to negotiations.

Revised: 05-03-2016

Board Approved: 1-18-17

**Alamogordo Public Schools
Ancillary Social Worker Salary Schedule for 2016-2017**

Step	BA	BA+15	BA+45	MA	MA+15	MA+45
0	\$34,000	\$34,500	\$35,000	\$44,000	\$45,000	\$50,000
1	\$34,100	\$34,600	\$35,100	\$44,250	\$45,250	\$50,100
2	\$34,200	\$34,700	\$35,200	\$44,500	\$45,500	\$50,200
3	\$34,300	\$34,800	\$35,300	\$44,750	\$45,750	\$50,300
4	\$34,400	\$34,900	\$35,400	\$45,000	\$46,000	\$50,400
5	\$34,500	\$35,000	\$35,500	\$45,250	\$46,250	\$50,500
6	\$34,600	\$35,100	\$35,600	\$45,500	\$46,500	\$50,600
7	\$34,700	\$35,200	\$35,700	\$45,750	\$46,750	\$50,700
8	\$34,800	\$35,300	\$35,800	\$46,000	\$47,000	\$50,800
9	\$34,900	\$35,400	\$35,900	\$46,250	\$47,250	\$50,900
10	\$35,000	\$35,500	\$36,000	\$46,500	\$47,500	\$51,000
11	\$35,100	\$35,600	\$36,100	\$46,750	\$47,750	\$51,100
12	\$35,200	\$35,700	\$36,200	\$47,000	\$48,000	\$51,200
13	\$35,300	\$35,800	\$36,300	\$47,250	\$48,250	\$51,300
14	\$35,400	\$35,900	\$36,400	\$47,500	\$48,500	\$51,400
15	\$35,500	\$36,000	\$36,500	\$47,750	\$48,750	\$51,500
16	\$35,600	\$36,100	\$36,600	\$48,000	\$49,000	\$51,600
17	\$35,700	\$36,200	\$36,700	\$48,250	\$49,250	\$51,700
18	\$35,800	\$36,300	\$36,800	\$48,500	\$49,500	\$51,800
19	\$35,900	\$36,400	\$36,900	\$48,750	\$49,750	\$51,900
20	\$36,000	\$36,500	\$37,000	\$49,000	\$50,000	\$52,000
21	\$36,100	\$36,600	\$37,100	\$49,250	\$50,250	\$52,100
22	\$36,200	\$36,700	\$37,200	\$49,500	\$50,500	\$52,200
23	\$36,300	\$36,800	\$37,300	\$49,750	\$50,750	\$52,300
24	\$36,400	\$36,900	\$37,400	\$50,000	\$51,000	\$52,400
25	\$36,500	\$37,000	\$37,500	\$50,250	\$51,250	\$52,500

Up to 25 years of out-of-district experience is credited at date of hire upon verification.

This salary schedule is effective during the 2016-2017 school year only. It does not reflect salaries that may be set for any other school year.

Based on 184 day contract.

Revised: 1/13/2017

Board Approved: 1/18/2017

The above salary schedule is subject to negotiations.

Alamogordo Public Schools
Ancillary SLP, PT, OT, Diag. Salary Schedule for 2016-2017

Step	MA	MA+15	MA+45
0	\$50,000	\$52,000	\$55,000
1	\$50,100	\$52,250	\$55,500
2	\$50,200	\$52,500	\$56,000
3	\$50,250	\$52,750	\$56,500
4	\$50,500	\$53,000	\$57,000
5	\$50,750	\$53,250	\$57,500
6	\$51,000	\$53,500	\$58,000
7	\$51,250	\$53,750	\$58,500
8	\$51,500	\$54,000	\$59,000
9	\$51,750	\$54,250	\$59,500
10	\$52,000	\$54,500	\$60,000
11	\$52,250	\$54,750	\$60,500
12	\$52,500	\$55,000	\$61,000
13	\$52,750	\$55,250	\$61,500
14	\$53,000	\$55,500	\$62,000
15	\$53,250	\$55,750	\$62,500
16	\$53,500	\$56,000	\$63,000
17	\$53,750	\$56,250	\$63,500
18	\$54,000	\$56,500	\$64,000
19	\$54,250	\$56,750	\$64,500
20	\$54,500	\$57,000	\$65,000
21	\$54,750	\$57,250	\$65,500
22	\$55,000	\$57,500	\$66,000
23	\$55,250	\$57,750	\$66,500
24	\$55,500	\$58,000	\$67,000
25	\$55,750	\$58,250	\$67,500

Up to 25 years of out-of-district experience is credited at date of hire upon verification.

This salary schedule is effective during the 2016-2017 school year only. It does not reflect salaries that may be set for any other school year.

Based on 184 day contract.

Revised: 1/13/2017

Board Approved: 1/18/2017

The above salary schedule is subject to negotiations.

Alamogordo Public Schools
SNS Managers Salary Schedule for School Year 2016-2017

Step	SN-2	SN-2 Cert.	SN-3	SN-3 Cert.
0	\$9.44	\$9.84	\$10.17	\$10.57
1	\$9.44	\$9.84	\$10.17	\$10.57
2	\$9.69	\$9.90	\$10.45	\$10.86
3	\$9.81	\$10.22	\$10.56	\$10.97
4	\$9.81	\$10.22	\$10.56	\$10.97
5	\$9.81	\$10.22	\$10.56	\$10.97
6	\$9.91	\$10.32	\$10.67	\$11.08
7	\$10.01	\$10.43	\$10.80	\$11.22
8	\$10.24	\$10.66	\$11.03	\$11.45
9	\$10.48	\$10.89	\$11.29	\$11.70
10	\$10.69	\$11.11	\$11.53	\$11.95
11	\$10.92	\$11.34	\$11.76	\$12.19
12	\$11.15	\$11.56	\$12.02	\$12.43
13	\$11.37	\$11.78	\$12.26	\$12.68
14	\$11.59	\$12.01	\$12.52	\$12.93
15	\$11.83	\$12.24	\$12.75	\$13.16
16	\$12.04	\$12.45	\$13.00	\$13.42
17	\$12.27	\$12.69	\$13.25	\$13.66
18	\$12.51	\$12.92	\$13.48	\$13.91
19	\$12.72	\$13.13	\$13.73	\$14.15
20	\$12.95	\$13.37	\$13.98	\$14.39
21	\$13.16	\$13.59	\$14.23	\$14.65
22	\$13.40	\$13.81	\$14.46	\$14.88
23	\$13.62	\$14.04	\$14.72	\$15.13
24	\$13.84	\$14.27	\$14.96	\$15.38
25	\$14.07	\$14.48	\$15.19	\$15.62

This salary schedule is effective during the 2016-2017 school year only.
It does not reflect salaries that may be set for any other school year.

Revised: 05-06-2016

Board Approved: 6-15-16

**Alamogordo Public Schools
Student Nutrition Salary Schedule 2016-2017**

Step	SN-1	SN-1 Cert.
0	\$8.54	\$8.94
1	\$8.54	\$8.94
2	\$8.77	\$9.18
3	\$8.84	\$9.18
4	\$8.84	\$9.26
5	\$8.84	\$9.26
6	\$8.85	\$9.27
7	\$8.86	\$9.28
8	\$8.88	\$9.30
9	\$9.09	\$9.50
10	\$9.27	\$9.68
11	\$9.47	\$9.89
12	\$9.65	\$10.07
13	\$9.85	\$10.26
14	\$10.04	\$10.47
15	\$10.23	\$10.65
16	\$10.43	\$10.85
17	\$10.62	\$11.03
18	\$10.81	\$11.23
19	\$11.00	\$11.42
20	\$11.20	\$11.61
21	\$11.39	\$11.82
22	\$11.58	\$12.00
23	\$11.76	\$12.19
24	\$11.97	\$12.38
25	\$12.15	\$12.58
26	\$12.35	\$12.77
27	\$12.55	\$12.96
28	\$12.73	\$13.14
29	\$12.93	\$13.35
30	\$13.11	\$13.54
31	\$13.32	\$13.73
32	\$13.50	\$13.93
33	\$13.69	\$14.11

This salary schedule is effective during the 2016-2017 school year only. It does not reflect salaries that may be set for any other school year.

The above salary schedule is subject to negotiations.

Revised: 1-13-17

Board Approved:

1/18/2017



STATE OF NEW MEXICO
 PUBLIC EDUCATION DEPARTMENT
 300 DON GASPAR
 SANTA FE, NEW MEXICO 87501-2786
 Telephone (505) 827-5800
www.ped.state.nm.us

HANNA SKANDERA
 SECRETARY OF EDUCATION

SUSANA MARTINEZ
 GOVERNOR

ARTICLE 10A & ARTICLE 8 CERTIFICATION

SECTION 22 ARTICLE 10.A; School Personnel Act

22-10A-7. Level one licensure.

Laws 2016, Ch 11, HB-2 Level one teacher's minimum salary - \$ 34,000.

22-10A-10. Level two licensure.

Laws 2016, Ch 11, HB-2 Level two teacher's minimum salary - \$ 42,000.

22-10A-11. Level three licensure; tracks for teachers and school administrators.

Laws 2016, Ch 11, HB-2 Level three teacher's minimum salary - \$ 52,000.

22-10A-11.F. Level three-B administrator's minimum salaries – see below

Section 22-10A-11 NMSA 1978 added a responsibility factor/multiplier to determine the following salary minimums for school principals and assistant principals:

Statutory Minimums:

- Elem. school principal salary - \$60,000
- Middle school principal salary - \$70,000
- High school principal salary - \$80,000
- Elem. school assist. principal salary - \$55,000
- Middle school assist. principal salary - \$57,500
- High school assist. principal salary - \$62,500

SECTION 22 – ARTICLE 8 Budgets; Approval of Operating Budget

22-8-11.C: "The Department shall not approve and certify an operating budget of any school district or state-chartered charter school that fails to demonstrate that parental involvement in the budget process was solicited".

The school district/charter school verifies that compliance with the aforementioned statutes have been adhered to in the development of the ensuing fiscal year operating budget.

District/Charter School: Alamogordo Public Schools	County: Otero
Superintendent/Charter School Administrator: <i>Adrianna Salas</i>	Date: 5-12-16