



# ALAMOGORDO PUBLIC SCHOOLS

## OPERATING BUDGET

2015-2016

Revised June 9, 2015

Final Budget Approved  
June 17, 2015

# 2015-2016 Budget Document Checklist SCHOOL DISTRICT

The School District Operating Budget is submitted through the Operating Budget Management System (OBMS). The budget documents below must be submitted electronically through e-mail except for the *PED901B-10 Approval of Operating Budget* which requires 2 original signature pages and must be mailed or hand-delivered to your assigned budget analyst.

- 2015-2016 Public School Operating Budget:** Must be submitted through OBMS.
- 2014-2015 Estimated SEG:** Must be submitted electronically through e-mail.
- 2015-2016 PED 910B-5:** Provided by your Budget Analyst.
- 2015-2016 PED 910B-7 *Proposed Operational Cash Balance Worksheet*:** Must be submitted electronically through e-mail.
- 2015-2016 Proposed Bonded Indebtedness Retirement Schedule:** ONLY submit proposed issues acquired from your Bond Advisor. E-mailed in pdf format.
- 2015-2016 PED 901B-10 *Approval of Operating Budget*: *2 Originals Including Signatures are Required!*** Must be hand-delivered or mailed NO later than June 22<sup>nd</sup>.
- 2015-2016 Worksheet IV & V:** Must be submitted electronically through e-mail.
- 2015-2016 925B 1-4 *Estimated Average Salary Increases*:** Must be submitted electronically through e-mail.
- 2015-2016 School Calendar:** Must be submitted electronically through e-mail.
- 2015-2016 School Calendar Check:** Must be submitted electronically through e-mail.
- 2015-2016 Local Board Policies** (Include school year) E-mailed in pdf format.
- 2015-2016 Salary Schedules:** Include teachers and ALL other School Board approved salary schedules. E-mailed in pdf format.  
Please indicate the following on the Teacher Salary Schedules:
  - Additional increments paid
  - Out-of-district experience allowed
  - Status of collective bargaining
  - Prior year salary schedule, if collective bargaining is not complete
- 2015-2016 Article 10A & Article 8 Certification** (scan and email with budget documents)

PLEASE DO NOT COMBINE THE 2015-2016 SALARY SCHEDULES AND LOCAL BOARD POLICIES PDF FILES.

State of New Mexico  
Public School Operating Budget  
Budget Summary Report

Budget Name: Alamogordo 2015-2016				
Fund		Total Revenues	Total Expenditures	Difference
11000	Fund 11000: Operational Total	43,665,661	43,665,661	00
13000	Fund 13000: Pupil Transportation Total	1,387,127	1,387,127	00
14000	Fund 14000: Total Instructional Materials Sub-Fund Total	776,839	776,839	00
10000	Fund 10000: General Funds Total	45,829,627	45,829,627	00
21000	Fund 21000: Food Services Total	2,222,306	2,222,306	00
22000	Fund 22000: Athletics Total	134,382	134,382	00
24101	Fund 24101: Title I - IASA Total	1,291,918	1,291,918	00
24106	Fund 24106: Entitlement IDEA-B Total	1,340,908	1,340,908	00
24109	Fund 24109: Preschool IDEA-B Total	70,406	70,406	00
24113	Fund 24113: Education of Homeless Total	9,246	9,246	00
24115	Fund 24115: IDEA – Private Schools Share Total	18,370	18,370	00
24132	Fund 24132: IDEA-B Results Plan Total	60,000	60,000	00
24154	Fund 24154: Teacher/Principal Training & Recruiting Total	288,460	288,460	00
24174	Fund 24174: Carl D Perkins Secondary - Current Total	63,699	63,699	00
24000	Fund 24000: Federal Flow-through Grants Total	3,143,007	3,143,007	00
25145	Fund 25145: Impact Aid Special Education Total	293,723	293,723	00
25153	Fund 25153: Title XIX MEDICAID 3/21 Years Total	443,000	443,000	00
25179	Fund 25179: ALAMO DOD Total	327,012	327,012	00
25254	Fund 25254: DOD Education Activity Total	1,081,280	1,081,280	00
25000	Fund 25000: Federal Direct Grants Total	2,145,015	2,145,015	00
27107	Fund 27107: 2012 GOBOND Student Library SB-66 Total	62,376	62,376	00
27114	Fund 27114: New Mexico Reads to Lead K-3 Total	162,500	162,500	00
27166	Fund 27166: Kindergarten-Three Plus Total	218,543	218,543	00
27000	Fund 27000: State Flow-through Grants Total	443,419	443,419	00
28190	Fund 28190: GRADS - Instruction Total	2,063	2,063	00
28000	Fund 28000: State Direct Grants Total	2,063	2,063	00
29102	Fund 29102: Private Dir Grants (Categorical) Total	2,567	2,567	00
29000	Fund 29000: Combined State/Local Grants Total	2,567	2,567	00
20000	Fund 20000: Special Revenue Funds Total	8,092,759	8,092,759	00
31100	Fund 31100: Bond Building Total	6,440,677	6,440,677	00
31700	Fund 31700: Capital Improvements SB-9 Total	2,168,114	2,168,114	00
31900	Fund 31900: Ed. Technology Equipment Act Total	1,026,463	1,026,463	00
30000	Fund 30000: Capital Project Funds Total	9,635,254	9,635,254	00
41000	Fund 41000: Debt Services Total	8,095,519	8,095,519	00
43000	Fund 43000: Total Ed. Tech. Debt Services Sub-Fund Total	692,702	692,702	00
40000	Fund 40000: Debt Service Funds Total	8,788,221	8,788,221	00

**State of New Mexico**  
**Public School Operating Budget**  
**Revenue**

Alamogordo 2015-2016					
Budget	Name:				
Fund	Function	Object	Description	Estimated Amt	Projected Amt
11000			Operational		
11000	0000	11000	Cash Assets		
11000	0000	11111	Unrestricted Cash	4,102,705	3,361,939
11000	0000	11112	Restricted Cash	49,559	49,559
<b>11000</b>	<b>0000</b>	<b>11000</b>	<b>Total: Cash Assets</b>	<b>4,152,264</b>	<b>3,411,498</b>
11000	0000	41000	Revenue From Local Sources		
11000	0000	41110	Ad Valorem Taxes – School District	210,322	279,911
11000	0000	41701	Fees – Activities	130	0
11000	0000	41705	Fees – Users	218	0
11000	0000	41910	Rental Income	1,546	2,000
11000	0000	41953	Insurance Recoveries	8,745	0
11000	0000	41980	Refund of Prior Year's Expenditures	2,151	0
<b>11000</b>	<b>0000</b>	<b>41000</b>	<b>Total: Revenue From Local Sources</b>	<b>223,112</b>	<b>281,911</b>
11000	0000	43000	Revenue From State Sources		
11000	0000	43101	State Equalization Guarantee	40,620,388	38,967,947
11000	0000	43208	PED Tuition for Students Attending out of State	22,464	22,464
11000	0000	43212	Indirect Costs (State Flow-through Grants)	322	400
11000	0000	43216	Fees - Governmental Agencies	51,091	56,794
<b>11000</b>	<b>0000</b>	<b>43000</b>	<b>Total: Revenue From State Sources</b>	<b>40,694,265</b>	<b>39,047,605</b>
11000	0000	44000	Revenue From Federal Sources		
11000	0000	44103	Impact Aid, Public Law 103-382	746,271	746,271
11000	0000	44107	Indirect Costs (Federal Direct Grants)	21,002	22,000
11000	0000	44204	Forest Reserve	15,212	0
11000	0000	44205	Indirect Costs (Federal Flow-through Grants)	72,605	81,376
<b>11000</b>	<b>0000</b>	<b>44000</b>	<b>Total: Revenue From Federal Sources</b>	<b>855,090</b>	<b>849,647</b>
11000	0000	45000	Other Financing Sources		
11000	0000	45304	Sale of Personal Property (<\$25,000) or Equipment (<\$5,000)	1,514	0
<b>11000</b>	<b>0000</b>	<b>45000</b>	<b>Total: Other Financing Sources</b>	<b>1,514</b>	<b>0</b>
11000	0000	46000	Other Items		
11000	0000	46100	Access Board (e-Rate)	114,923	75,000
<b>11000</b>	<b>0000</b>	<b>46000</b>	<b>Total: Other Items</b>	<b>114,923</b>	<b>75,000</b>
<b>11000</b>			<b>Total: Operational</b>	<b>46,041,168</b>	<b>43,665,661</b>
13000			Pupil Transportation		
13000	0000	43000	Revenue From State Sources		
13000	0000	43104	Emergency - Supplemental	179,565	0
13000	0000	43206	Transportation Distribution	1,311,296	1,387,127
<b>13000</b>	<b>0000</b>	<b>43000</b>	<b>Total: Revenue From State Sources</b>	<b>1,490,861</b>	<b>1,387,127</b>
<b>13000</b>			<b>Total: Pupil Transportation</b>	<b>1,490,861</b>	<b>1,387,127</b>
14000			Total Instructional Materials Sub-Fund		
14000	0000	11000	Cash Assets		
14000	0000	11111	Unrestricted Cash	269,159	0
14000	0000	11112	Restricted Cash	80,857	456,912
<b>14000</b>	<b>0000</b>	<b>11000</b>	<b>Total: Cash Assets</b>	<b>350,016</b>	<b>456,912</b>
14000	0000	43000	Revenue From State Sources		
14000	0000	43207	Instructional Materials 50% Core/Basal Allocation	206,217	159,964
14000	0000	43211	Instructional Materials 50% Supplementary Allocation	206,217	159,963
<b>14000</b>	<b>0000</b>	<b>43000</b>	<b>Total: Revenue From State Sources</b>	<b>412,434</b>	<b>319,927</b>
<b>14000</b>			<b>Total: Total Instructional Materials Sub-Fund</b>	<b>762,450</b>	<b>776,839</b>
21000			Food Services		
21000	0000	11000	Cash Assets		
21000	0000	11111	Unrestricted Cash	310,181	0
<b>21000</b>	<b>0000</b>	<b>11000</b>	<b>Total: Cash Assets</b>	<b>310,181</b>	<b>0</b>
21000	0000	41000	Revenue From Local Sources		
21000	0000	41500	Investment Income	229	100
21000	0000	41603	Fees – Adults/Food Services	21,525	22,000
21000	0000	41604	Fees – Students/Food Services	120,000	200,000
21000	0000	41605	Fees – Other/Food Services	208,867	229,000
<b>21000</b>	<b>0000</b>	<b>41000</b>	<b>Total: Revenue From Local Sources</b>	<b>350,621</b>	<b>451,100</b>
21000	0000	44000	Revenue From Federal Sources		

**State of New Mexico**  
**Public School Operating Budget**  
**Revenue**

Alamogordo 2015-2016					
Budget	Name:				
Fund	Function	Object	Description	Estimated Amt	Projected Amt
21000	0000	44500	Restricted Grants – Federal Flow-through	1,904,418	1,771,206
<b>21000</b>	<b>0000</b>	<b>44000</b>	<b>Total: Revenue From Federal Sources</b>	<b>1,904,418</b>	<b>1,771,206</b>
<b>21000</b>			<b>Total: Food Services</b>	<b>2,565,220</b>	<b>2,222,306</b>
22000			Athletics		
22000	0000	11000	Cash Assets		
22000	0000	11111	Unrestricted Cash	28,188	23,878
<b>22000</b>	<b>0000</b>	<b>11000</b>	<b>Total: Cash Assets</b>	<b>28,188</b>	<b>23,878</b>
22000	0000	41000	Revenue From Local Sources		
22000	0000	41500	Investment Income	22	22
22000	0000	41701	Fees – Activities	129	0
22000	0000	41705	Fees – Users	125,675	110,482
<b>22000</b>	<b>0000</b>	<b>41000</b>	<b>Total: Revenue From Local Sources</b>	<b>125,826</b>	<b>110,504</b>
<b>22000</b>			<b>Total: Athletics</b>	<b>154,014</b>	<b>134,382</b>
24000			Federal Flow-through Grants		
24101			Title I - IASA		
24101	0000	44000	Revenue From Federal Sources		
24101	0000	44500	Restricted Grants – Federal Flow-through	0	1,291,918
<b>24101</b>	<b>0000</b>	<b>44000</b>	<b>Total: Revenue From Federal Sources</b>	<b>0</b>	<b>1,291,918</b>
<b>24101</b>			<b>Total: Title I - IASA</b>	<b>0</b>	<b>1,291,918</b>
24106			Entitlement IDEA-B		
24106	0000	44000	Revenue From Federal Sources		
24106	0000	44500	Restricted Grants – Federal Flow-through	0	1,340,908
<b>24106</b>	<b>0000</b>	<b>44000</b>	<b>Total: Revenue From Federal Sources</b>	<b>0</b>	<b>1,340,908</b>
<b>24106</b>			<b>Total: Entitlement IDEA-B</b>	<b>0</b>	<b>1,340,908</b>
24109			Preschool IDEA-B		
24109	0000	44000	Revenue From Federal Sources		
24109	0000	44500	Restricted Grants – Federal Flow-through	0	70,406
<b>24109</b>	<b>0000</b>	<b>44000</b>	<b>Total: Revenue From Federal Sources</b>	<b>0</b>	<b>70,406</b>
<b>24109</b>			<b>Total: Preschool IDEA-B</b>	<b>0</b>	<b>70,406</b>
24113			Education of Homeless		
24113	0000	44000	Revenue From Federal Sources		
24113	0000	44500	Restricted Grants – Federal Flow-through	0	9,246
<b>24113</b>	<b>0000</b>	<b>44000</b>	<b>Total: Revenue From Federal Sources</b>	<b>0</b>	<b>9,246</b>
<b>24113</b>			<b>Total: Education of Homeless</b>	<b>0</b>	<b>9,246</b>
24115			IDEA – Private Schools Share		
24115	0000	44000	Revenue From Federal Sources		
24115	0000	44500	Restricted Grants – Federal Flow-through	0	18,370
<b>24115</b>	<b>0000</b>	<b>44000</b>	<b>Total: Revenue From Federal Sources</b>	<b>0</b>	<b>18,370</b>
<b>24115</b>			<b>Total: IDEA – Private Schools Share</b>	<b>0</b>	<b>18,370</b>
24132			IDEA-B Results Plan		
24132	0000	44000	Revenue From Federal Sources		
24132	0000	44500	Restricted Grants – Federal Flow-through	0	60,000
<b>24132</b>	<b>0000</b>	<b>44000</b>	<b>Total: Revenue From Federal Sources</b>	<b>0</b>	<b>60,000</b>
<b>24132</b>			<b>Total: IDEA-B Results Plan</b>	<b>0</b>	<b>60,000</b>
24154			Teacher/Principal Training & Recruiting		
24154	0000	44000	Revenue From Federal Sources		
24154	0000	44500	Restricted Grants – Federal Flow-through	0	288,460
<b>24154</b>	<b>0000</b>	<b>44000</b>	<b>Total: Revenue From Federal Sources</b>	<b>0</b>	<b>288,460</b>
<b>24154</b>			<b>Total: Teacher/Principal Training &amp; Recruiting</b>	<b>0</b>	<b>288,460</b>
24174			Carl D Perkins Secondary - Current		
24174	0000	44000	Revenue From Federal Sources		
24174	0000	44500	Restricted Grants – Federal Flow-through	0	63,699
<b>24174</b>	<b>0000</b>	<b>44000</b>	<b>Total: Revenue From Federal Sources</b>	<b>0</b>	<b>63,699</b>
<b>24174</b>			<b>Total: Carl D Perkins Secondary - Current</b>	<b>0</b>	<b>63,699</b>
<b>24000</b>			<b>Total: Federal Flow-through Grants</b>	<b>0</b>	<b>3,143,007</b>
25000			Federal Direct Grants		
25145			Impact Aid Special Education		
25145	0000	11000	Cash Assets		
25145	0000	11112	Restricted Cash	244,663	193,723
<b>25145</b>	<b>0000</b>	<b>11000</b>	<b>Total: Cash Assets</b>	<b>244,663</b>	<b>193,723</b>

**State of New Mexico**  
**Public School Operating Budget**  
**Revenue**

Budget				Name: Alamogordo 2015-2016	
Fund	Function	Object	Description	Estimated Amt	Projected Amt
25145	0000	44000	Revenue From Federal Sources		
25145	0000	44301	Other Restricted Grants – Federal Direct	102,622	100,000
<b>25145</b>	<b>0000</b>	<b>44000</b>	<b>Total: Revenue From Federal Sources</b>	<b>102,622</b>	<b>100,000</b>
<b>25145</b>			<b>Total: Impact Aid Special Education</b>	<b>347,285</b>	<b>293,723</b>
25153			Title XIX MEDICAID 3/21 Years		
25153	0000	11000	Cash Assets		
25153	0000	11112	Restricted Cash	149,603	43,000
<b>25153</b>	<b>0000</b>	<b>11000</b>	<b>Total: Cash Assets</b>	<b>149,603</b>	<b>43,000</b>
25153	0000	44000	Revenue From Federal Sources		
25153	0000	44301	Other Restricted Grants – Federal Direct	479,967	400,000
<b>25153</b>	<b>0000</b>	<b>44000</b>	<b>Total: Revenue From Federal Sources</b>	<b>479,967</b>	<b>400,000</b>
<b>25153</b>			<b>Total: Title XIX MEDICAID 3/21 Years</b>	<b>629,570</b>	<b>443,000</b>
25179			ALAMO DOD		
25179	0000	11000	Cash Assets		
25179	0000	11112	Restricted Cash	150,053	74,286
<b>25179</b>	<b>0000</b>	<b>11000</b>	<b>Total: Cash Assets</b>	<b>150,053</b>	<b>74,286</b>
25179	0000	44000	Revenue From Federal Sources		
25179	0000	44301	Other Restricted Grants – Federal Direct	252,726	252,726
<b>25179</b>	<b>0000</b>	<b>44000</b>	<b>Total: Revenue From Federal Sources</b>	<b>252,726</b>	<b>252,726</b>
<b>25179</b>			<b>Total: ALAMO DOD</b>	<b>402,779</b>	<b>327,012</b>
25254			DOD Education Activity		
25254	0000	44000	Revenue From Federal Sources		
25254	0000	44301	Other Restricted Grants – Federal Direct	0	1,081,280
<b>25254</b>	<b>0000</b>	<b>44000</b>	<b>Total: Revenue From Federal Sources</b>	<b>0</b>	<b>1,081,280</b>
<b>25254</b>			<b>Total: DOD Education Activity</b>	<b>0</b>	<b>1,081,280</b>
<b>25000</b>			<b>Total: Federal Direct Grants</b>	<b>1,379,634</b>	<b>2,145,015</b>
27000			State Flow-through Grants		
27107			2012 GOBond Student Library SB-66		
27107	0000	43000	Revenue From State Sources		
27107	0000	43202	State Flow-through Grants	270	60,785
27107	0000	43204	Prior Year Balances	26,817	1,591
<b>27107</b>	<b>0000</b>	<b>43000</b>	<b>Total: Revenue From State Sources</b>	<b>27,087</b>	<b>62,376</b>
<b>27107</b>			<b>Total: 2012 GOBond Student Library SB-66</b>	<b>27,087</b>	<b>62,376</b>
27114			New Mexico Reads to Lead K-3		
27114	0000	43000	Revenue From State Sources		
27114	0000	43202	State Flow-through Grants	0	162,500
<b>27114</b>	<b>0000</b>	<b>43000</b>	<b>Total: Revenue From State Sources</b>	<b>0</b>	<b>162,500</b>
<b>27114</b>			<b>Total: New Mexico Reads to Lead K-3</b>	<b>0</b>	<b>162,500</b>
27166			Kindergarten-Three Plus		
27166	0000	43000	Revenue From State Sources		
27166	0000	43202	State Flow-through Grants	0	218,543
<b>27166</b>	<b>0000</b>	<b>43000</b>	<b>Total: Revenue From State Sources</b>	<b>0</b>	<b>218,543</b>
<b>27166</b>			<b>Total: Kindergarten-Three Plus</b>	<b>0</b>	<b>218,543</b>
<b>27000</b>			<b>Total: State Flow-through Grants</b>	<b>27,087</b>	<b>443,419</b>
28000			State Direct Grants		
28190			GRADS - Instruction		
28190	0000	11000	Cash Assets		
28190	0000	11112	Restricted Cash	2,199	2,063
<b>28190</b>	<b>0000</b>	<b>11000</b>	<b>Total: Cash Assets</b>	<b>2,199</b>	<b>2,063</b>
28190	0000	43000	Revenue From State Sources		
28190	0000	43203	State Direct Grants	11,000	0
<b>28190</b>	<b>0000</b>	<b>43000</b>	<b>Total: Revenue From State Sources</b>	<b>11,000</b>	<b>0</b>
<b>28190</b>			<b>Total: GRADS - Instruction</b>	<b>13,199</b>	<b>2,063</b>
<b>28000</b>			<b>Total: State Direct Grants</b>	<b>13,199</b>	<b>2,063</b>
29000			Combined State/Local Grants		
29102			Private Dir Grants (Categorical)		
29102	0000	11000	Cash Assets		
29102	0000	11112	Restricted Cash	2,567	2,567
<b>29102</b>	<b>0000</b>	<b>11000</b>	<b>Total: Cash Assets</b>	<b>2,567</b>	<b>2,567</b>
<b>29102</b>			<b>Total: Private Dir Grants (Categorical)</b>	<b>2,567</b>	<b>2,567</b>

**State of New Mexico**  
**Public School Operating Budget**  
**Revenue**

Budget			Name:	Alamogordo 2015-2016		
Fund	Function	Object	Description	Estimated Amt	Projected Amt	
<b>29000</b>			<b>Total: Combined State/Local Grants</b>	<b>2,567</b>	<b>2,567</b>	
31100			Bond Building			
31100	0000	11000	Cash Assets			
31100	0000	11111	Unrestricted Cash	10,792,433	6,440,677	
<b>31100</b>	<b>0000</b>	<b>11000</b>	<b>Total: Cash Assets</b>	<b>10,792,433</b>	<b>6,440,677</b>	
31100	0000	41000	Revenue From Local Sources			
31100	0000	41500	Investment Income	6,518	0	
<b>31100</b>	<b>0000</b>	<b>41000</b>	<b>Total: Revenue From Local Sources</b>	<b>6,518</b>	<b>0</b>	
31100	0000	45000	Other Financing Sources			
31100	0000	45110	Sale of Bonds	4,009,096	0	
<b>31100</b>	<b>0000</b>	<b>45000</b>	<b>Total: Other Financing Sources</b>	<b>4,009,096</b>	<b>0</b>	
<b>31100</b>			<b>Total: Bond Building</b>	<b>14,808,047</b>	<b>6,440,677</b>	
31700			Capital Improvements SB-9			
31700	0000	11000	Cash Assets			
31700	0000	11111	Unrestricted Cash	1,968,806	749,242	
<b>31700</b>	<b>0000</b>	<b>11000</b>	<b>Total: Cash Assets</b>	<b>1,968,806</b>	<b>749,242</b>	
31700	0000	41000	Revenue From Local Sources			
31700	0000	41110	Ad Valorem Taxes – School District	1,256,797	1,418,872	
31700	0000	41500	Investment Income	1,616	0	
<b>31700</b>	<b>0000</b>	<b>41000</b>	<b>Total: Revenue From Local Sources</b>	<b>1,258,413</b>	<b>1,418,872</b>	
31700	0000	43000	Revenue From State Sources			
31700	0000	43202	State Flow-through Grants	160,339	0	
<b>31700</b>	<b>0000</b>	<b>43000</b>	<b>Total: Revenue From State Sources</b>	<b>160,339</b>	<b>0</b>	
<b>31700</b>			<b>Total: Capital Improvements SB-9</b>	<b>3,387,558</b>	<b>2,168,114</b>	
31900			Ed. Technology Equipment Act			
31900	0000	11000	Cash Assets			
31900	0000	11111	Unrestricted Cash	28,510	1,026,463	
<b>31900</b>	<b>0000</b>	<b>11000</b>	<b>Total: Cash Assets</b>	<b>28,510</b>	<b>1,026,463</b>	
31900	0000	41000	Revenue From Local Sources			
31900	0000	41500	Investment Income	651	0	
<b>31900</b>	<b>0000</b>	<b>41000</b>	<b>Total: Revenue From Local Sources</b>	<b>651</b>	<b>0</b>	
31900	0000	45000	Other Financing Sources			
31900	0000	45110	Sale of Bonds	1,500,000	0	
<b>31900</b>	<b>0000</b>	<b>45000</b>	<b>Total: Other Financing Sources</b>	<b>1,500,000</b>	<b>0</b>	
<b>31900</b>			<b>Total: Ed. Technology Equipment Act</b>	<b>1,529,161</b>	<b>1,026,463</b>	
41000			Debt Services			
41000	0000	11000	Cash Assets			
41000	0000	11112	Restricted Cash	3,954,466	3,838,654	
<b>41000</b>	<b>0000</b>	<b>11000</b>	<b>Total: Cash Assets</b>	<b>3,954,466</b>	<b>3,838,654</b>	
41000	0000	41000	Revenue From Local Sources			
41000	0000	41110	Ad Valorem Taxes – School District	4,117,586	4,256,865	
41000	0000	41500	Investment Income	1,362	0	
<b>41000</b>	<b>0000</b>	<b>41000</b>	<b>Total: Revenue From Local Sources</b>	<b>4,118,948</b>	<b>4,256,865</b>	
41000	0000	45000	Other Financing Sources			
41000	0000	45120	Premium or Discount on the Issuance of Bonds	63,984	0	
<b>41000</b>	<b>0000</b>	<b>45000</b>	<b>Total: Other Financing Sources</b>	<b>63,984</b>	<b>0</b>	
<b>41000</b>			<b>Total: Debt Services</b>	<b>8,137,398</b>	<b>8,095,519</b>	
43000			Total Ed. Tech. Debt Services Sub-Fund			
43000	0000	11000	Cash Assets			
43000	0000	11112	Restricted Cash	501,684	389,064	
<b>43000</b>	<b>0000</b>	<b>11000</b>	<b>Total: Cash Assets</b>	<b>501,684</b>	<b>389,064</b>	
43000	0000	41000	Revenue From Local Sources			
43000	0000	41110	Ad Valorem Taxes – School District	323,967	303,638	
43000	0000	41500	Investment Income	161	0	
<b>43000</b>	<b>0000</b>	<b>41000</b>	<b>Total: Revenue From Local Sources</b>	<b>324,128</b>	<b>303,638</b>	
43000	0000	45000	Other Financing Sources			
43000	0000	45120	Premium or Discount on the Issuance of Bonds	27,808	0	
<b>43000</b>	<b>0000</b>	<b>45000</b>	<b>Total: Other Financing Sources</b>	<b>27,808</b>	<b>0</b>	
<b>43000</b>			<b>Total: Total Ed. Tech. Debt Services Sub-Fund</b>	<b>853,620</b>	<b>692,702</b>	

**State of New Mexico**  
**Public School Operating Budget**  
**Revenue**

Budget		Name:		Alamogordo 2015-2016	
Fund	Function	Object	Description	Estimated Amt	Projected Amt
			Total: Revenue	81,151,984	72,345,861



**State of New Mexico**  
**Public School Operating Budget**  
**Expenditure Detail with Job Class**

**Budget Name: Alamogordo 2015-2016**

FD	FN	OBJ	JOB Description	Estimated Amt	Estimated FTE	Projected Amt	Projected FTE
			Expenditure				
			Operational				
11000			Instruction				
11000	1000						
11000	1000	51100	1411 Salaries Expense: Teachers-Grades 1-12	10,876,509	249.16	10,841,530	244.16
11000	1000	51100	1412 Salaries Expense: Teachers- Special Education	2,430,010	55.48	2,532,139	55.48
11000	1000	51100	1413 Salaries Expense: Teachers-Early Childhood Ed	1,141,658	26.50	1,142,660	26.50
11000	1000	51100	1415 Salaries Expense: Teachers-Vocational and Technical	369,158	7.34	369,165	7.34
11000	1000	51100	1416 Salaries Expense: Teachers-Other Instruction	507,701	11.19	512,958	11.19
11000	1000	51100	1422 Salaries Expense: Teachers Special Education - Gifted	346,421	8.36	394,764	8.36
11000	1000	51100	1610 Salaries Expense: Substitutes Professional Development	49,000	0.00	85,000	0.00
11000	1000	51100	1611 Salaries Expense: Substitutes-Sick Leave	151,838	0.00	230,001	0.00
11000	1000	51100	1612 Salaries Expense: Substitutes-Other Leave	308,024	0.00	350,000	0.00
11000	1000	51100	1618 Salaries Expense: Athletics Salaries	44,955	1.00	44,956	1.00
11000	1000	51100	1621 Salaries Expense: Summer School/After School	12,000	2.00	12,000	2.00
11000	1000	51100	1622 Salaries Expense: Bus Drivers	19,903	1.00	19,903	1.00
11000	1000	51100	1711 Salaries Expense: Instructional Assistants-Grades 1-12	238,897	15.75	237,204	14.75
11000	1000	51100	1712 Salaries Expense: Instructional Assistants-Special Education	488,458	36.00	526,347	34.00
11000	1000	51100	1713 Salaries Expense: Instructional Assistants-Early Childhood Education	373,449	23.00	350,739	21.00
11000	1000	51200	1622 Overtime Expense: Bus Drivers	5,000	0.00	5,000	0.00
11000	1000	51200	1711 Overtime Expense: Instructional Assistants-Grades 1-12	1,167	0.00	2,000	0.00
11000	1000	51200	1712 Overtime Expense: Instructional Assistants-Special Education	1,091	0.00	4,243	0.00
11000	1000	51200	1713 Overtime Expense: Instructional Assistants-Early Childhood Education	1,275	0.00	3,500	0.00
11000	1000	51300	1411 Additional Compensation: Teachers-Grades 1-12	25,555	0.00	36,659	0.00
11000	1000	51300	1412 Additional Compensation: Teachers- Special Education	2,540	0.00	2,540	0.00
11000	1000	51300	1415 Additional Compensation: Teachers-Vocational and Technical	8,900	0.00	8,900	0.00
11000	1000	51300	1416 Additional Compensation: Teachers-Other Instruction	16,380	0.00	11,940	0.00
11000	1000	51300	1618 Additional Compensation: Athletics Salaries	265,000	0.00	265,000	0.00
11000	1000	51300	1621 Additional Compensation: Summer School/After School	21,759	0.00	21,759	0.00
11000	1000	51300	1622 Additional Compensation: Bus Drivers	21,803	0.00	21,803	0.00
11000	1000	51300	1624 Additional Compensation: Activities Salary	62,840	0.00	62,840	0.00
11000	1000	52111	0000 Educational Retirement	2,431,211	0.00	2,422,846	0.00
11000	1000	52112	0000 ERA - Retiree Health	348,774	0.00	348,610	0.00
11000	1000	52210	0000 FICA Payments	1,121,924	0.00	1,121,924	0.00
11000	1000	52220	0000 Medicare Payments	262,385	0.00	262,385	0.00
11000	1000	52311	0000 Health and Medical Premiums	1,758,777	0.00	1,828,647	0.00
11000	1000	52312	0000 Life	14,000	0.00	14,000	0.00
11000	1000	52313	0000 Dental	148,170	0.00	148,170	0.00
11000	1000	52314	0000 Vision	28,074	0.00	28,074	0.00
11000	1000	52315	0000 Disability	13,300	0.00	13,300	0.00
11000	1000	52500	0000 Unemployment Compensation	101,625	0.00	27,070	0.00
11000	1000	52710	0000 Workers Compensation Premium	293,857	0.00	308,604	0.00
11000	1000	52720	0000 Workers Compensation Employer's Fee	6,100	0.00	6,100	0.00
11000	1000	53330	0000 Professional Development	228,300	0.00	955,171	0.00
11000	1000	53711	0000 Other Charges	52,651	0.00	86,677	0.00
11000	1000	53762	0000 Tuition To Other School Districts Outside the State	22,464	0.00	22,500	0.00
11000	1000	54311	0000 Maintenance & Repair - Furniture/Fixtures/Equipment	5,237	0.00	8,990	0.00
11000	1000	54610	0000 Rental - Land and Buildings	190	0.00	200	0.00
11000	1000	54620	0000 Rental - Equipment and Vehicles	1,501	0.00	1,500	0.00
11000	1000	55813	0000 Employee Travel - Non-Teachers	770	0.00	0	0.00
11000	1000	55817	0000 Student Travel	83,814	0.00	108,265	0.00
11000	1000	55819	0000 Employee Travel - Teachers	6,873	0.00	7,650	0.00
11000	1000	56112	0000 Other Textbooks	8,383	0.00	41,811	0.00
11000	1000	56113	0000 Software	90,763	0.00	87,270	0.00
11000	1000	56118	0000 General Supplies and Materials	250,617	0.00	227,417	0.00
11000	1000	57331	0000 Fixed Assets (more than \$5,000)	5,310	0.00	0	0.00
11000	1000	57332	0000 Supply Assets (\$5,000 or less)	132,150	0.00	18,850	0.00
<b>11000</b>	<b>1000</b>		<b>Total: Instruction</b>	<b>25,208,511</b>	<b>436.78</b>	<b>26,191,581</b>	<b>426.78</b>
11000	2000		Support Services				

**State of New Mexico**  
**Public School Operating Budget**  
**Expenditure Detail with Job Class**

**Budget Name: Alamogordo 2015-2016**

FD	FN	OBJ	JOB	Description	Estimated Amt	Estimated FTE	Projected Amt	Projected FTE
11000	2100			Support Services-Students				
11000	2100	51100	1211	Salaries Expense: Coordinator/Subject Matter Specialist	246,291	4.25	235,321	4.00
11000	2100	51100	1214	Salaries Expense: Guidance Counselors/Social Workers	633,293	12.47	570,395	11.40
11000	2100	51100	1215	Salaries Expense: Registered Nurses	606,231	13.15	618,999	13.15
11000	2100	51100	1216	Salaries Expense: Health Assistants	105,510	7.00	105,510	7.00
11000	2100	51100	1217	Salaries Expense: Secretarial/Clerical/Technical Assistants	140,790	6.50	140,790	6.50
11000	2100	51100	1218	Salaries Expense: School/Student Support	54,811	1.15	59,000	1.15
11000	2100	51100	1311	Salaries Expense: Diagnosticians	108,913	2.20	108,915	2.20
11000	2100	51100	1312	Salaries Expense: Speech Therapists	295,954	5.81	378,444	6.81
11000	2100	51100	1313	Salaries Expense: Occupational Therapists	48,227	1.05	48,228	1.05
11000	2100	51100	1315	Salaries Expense: Psychologists/Counselors	152,094	2.20	152,096	2.20
11000	2100	51100	1318	Salaries Expense: Specialists	106,837	2.40	106,839	2.40
11000	2100	51100	1319	Salaries Expense: Special Ed Assistants (Non-Instructional)	80,333	2.00	80,335	2.00
11000	2100	51100	1610	Salaries Expense: Substitutes Professional Development	1,000	0.00	1,000	0.00
11000	2100	51100	1611	Salaries Expense: Substitutes-Sick Leave	7,000	0.00	7,000	0.00
11000	2100	51100	1612	Salaries Expense: Substitutes-Other Leave	8,000	0.00	8,000	0.00
11000	2100	51200	1216	Overtime Expense: Health Assistants	1,000	0.00	1,000	0.00
11000	2100	51200	1217	Overtime Expense: Secretarial/Clerical/Technical Assistants	1,600	0.00	1,600	0.00
11000	2100	51200	1218	Overtime Expense: School/Student Support	200	0.00	200	0.00
11000	2100	51200	1319	Overtime Expense: Special Ed Assistants (Non-Instructional)	1,500	0.00	1,500	0.00
11000	2100	51300	1214	Additional Compensation: Guidance Counselors/Social Workers	4,000	0.00	4,000	0.00
11000	2100	51300	1217	Additional Compensation: Secretarial/Clerical/Technical Assistants	400	0.00	400	0.00
11000	2100	52111	0000	Educational Retirement	363,286	0.00	363,286	0.00
11000	2100	52112	0000	ERA - Retiree Health	52,271	0.00	52,271	0.00
11000	2100	52210	0000	FICA Payments	162,042	0.00	162,041	0.00
11000	2100	52220	0000	Medicare Payments	37,897	0.00	37,896	0.00
11000	2100	52311	0000	Health and Medical Premiums	244,576	0.00	254,360	0.00
11000	2100	52312	0000	Life	1,840	0.00	1,840	0.00
11000	2100	52313	0000	Dental	19,804	0.00	19,804	0.00
11000	2100	52314	0000	Vision	4,000	0.00	4,000	0.00
11000	2100	52315	0000	Disability	2,082	0.00	2,082	0.00
11000	2100	52500	0000	Unemployment Compensation	10,000	0.00	0	0.00
11000	2100	52710	0000	Workers Compensation Premium	38,795	0.00	40,742	0.00
11000	2100	52720	0000	Workers Compensation Employer's Fee	528	0.00	0	0.00
11000	2100	53211	0000	Diagnosticians - Contracted	25,000	0.00	20,000	0.00
11000	2100	53212	0000	Speech Therapists - Contracted	501,269	0.00	441,770	0.00
11000	2100	53214	0000	Therapists - Contracted	87,311	0.00	124,000	0.00
11000	2100	53215	0000	Psychologists/Counselors - Contracted	28,500	0.00	23,000	0.00
11000	2100	53330	0000	Professional Development	8,000	0.00	1,865	0.00
11000	2100	53414	0000	Other Services	8,320	0.00	0	0.00
11000	2100	53711	0000	Other Charges	43,868	0.00	6,435	0.00
11000	2100	54311	0000	Maintenance & Repair - Furniture/Fixtures/Equipment	1,575	0.00	1,687	0.00
11000	2100	54610	0000	Rental - Land and Buildings	100	0.00	0	0.00
11000	2100	55813	0000	Employee Travel - Non-Teachers	4,430	0.00	7,500	0.00
11000	2100	56113	0000	Software	6,999	0.00	9,620	0.00
11000	2100	56118	0000	General Supplies and Materials	19,128	0.00	21,326	0.00
11000	2100	57332	0000	Supply Assets (\$5,000 or less)	99	0.00	2,200	0.00
<b>11000</b>	<b>2100</b>			<b>Total: Support Services-Students</b>	<b>4,275,704</b>	<b>60.18</b>	<b>4,227,297</b>	<b>59.86</b>
11000	2200			Support Services-Instruction				
11000	2200	51100	1211	Salaries Expense: Coordinator/Subject Matter Specialist	15,000	0.25	0	0.00
11000	2200	51100	1212	Salaries Expense: Library/Media Specialists	189,892	3.83	189,895	3.83
11000	2200	51100	1213	Salaries Expense: Library/Media Assistants	163,432	9.08	150,157	8.08
11000	2200	51100	1217	Salaries Expense: Secretarial/Clerical/Technical Assistants	41,701	1.75	41,701	1.75
11000	2200	51100	1610	Salaries Expense: Substitutes Professional Development	300	0.00	300	0.00
11000	2200	51100	1611	Salaries Expense: Substitutes-Sick Leave	800	0.00	800	0.00
11000	2200	51100	1612	Salaries Expense: Substitutes-Other Leave	2,066	0.00	2,000	0.00
11000	2200	51200	1213	Overtime Expense: Library/Media Assistants	1,000	0.00	1,000	0.00
11000	2200	51200	1217	Overtime Expense: Secretarial/Clerical/Technical Assistants	2,000	0.00	2,000	0.00

**State of New Mexico**  
**Public School Operating Budget**  
**Expenditure Detail with Job Class**

**Budget Name: Alamogordo 2015-2016**

FD	FN	OBJ	JOB Description	Estimated Amt	Estimated FTE	Projected Amt	Projected FTE
11000	2200	51300	1211 Additional Compensation: Coordinator/Subject Matter Specialist	3,750	0.00	3,750	0.00
11000	2200	51300	1212 Additional Compensation: Library/Media Specialists	337	0.00	0	0.00
11000	2200	52111	0000 Educational Retirement	56,806	0.00	54,001	0.00
11000	2200	52112	0000 ERA - Retiree Health	8,348	0.00	7,770	0.00
11000	2200	52210	0000 FICA Payments	25,973	0.00	24,279	0.00
11000	2200	52220	0000 Medicare Payments	6,076	0.00	5,678	0.00
11000	2200	52311	0000 Health and Medical Premiums	70,000	0.00	72,800	0.00
11000	2200	52312	0000 Life	580	0.00	580	0.00
11000	2200	52313	0000 Dental	6,222	0.00	6,222	0.00
11000	2200	52314	0000 Vision	1,057	0.00	1,057	0.00
11000	2200	52315	0000 Disability	550	0.00	550	0.00
11000	2200	52500	0000 Unemployment Compensation	10,000	0.00	0	0.00
11000	2200	52710	0000 Workers Compensation Premium	6,757	0.00	7,096	0.00
11000	2200	52720	0000 Workers Compensation Employer's Fee	131	0.00	0	0.00
11000	2200	53330	0000 Professional Development	2,928	0.00	3,000	0.00
11000	2200	53414	0000 Other Services	0	0.00	450	0.00
11000	2200	53711	0000 Other Charges	276	0.00	100	0.00
11000	2200	54311	0000 Maintenance & Repair - Furniture/Fixtures/Equipment	0	0.00	650	0.00
11000	2200	56113	0000 Software	190,001	0.00	135,364	0.00
11000	2200	56114	0000 Library And Audio-Visual	5,344	0.00	7,900	0.00
11000	2200	56118	0000 General Supplies and Materials	144,981	0.00	158,372	0.00
11000	2200	57332	0000 Supply Assets (\$5,000 or less)	380	0.00	317	0.00
<b>11000</b>	<b>2200</b>		<b>Total: Support Services-Instruction</b>	<b>956,688</b>	<b>14.91</b>	<b>877,789</b>	<b>13.66</b>
11000	2300		Support Services-General Administration				
11000	2300	51100	1111 Salaries Expense: Superintendent	120,000	1.00	120,000	1.00
11000	2300	51100	1113 Salaries Expense: Administrative Associates	185,276	2.50	170,920	2.00
11000	2300	51100	1217 Salaries Expense: Secretarial/Clerical/Technical Assistants	109,775	3.40	109,775	3.40
11000	2300	51100	1610 Salaries Expense: Substitutes Professional Development	100	0.00	100	0.00
11000	2300	51100	1611 Salaries Expense: Substitutes-Sick Leave	450	0.00	450	0.00
11000	2300	51100	1612 Salaries Expense: Substitutes-Other Leave	8,000	0.00	8,000	0.00
11000	2300	51100	1613 Salaries Expense: Separation Pay	1,000	0.00	0	0.00
11000	2300	51200	1217 Overtime Expense: Secretarial/Clerical/Technical Assistants	300	0.00	300	0.00
11000	2300	51300	1111 Additional Compensation: Superintendent	4,800	0.00	4,800	0.00
11000	2300	51300	1113 Additional Compensation: Administrative Associates	5,858	0.00	0	0.00
11000	2300	52111	0000 Educational Retirement	58,000	0.00	57,593	0.00
11000	2300	52112	0000 ERA - Retiree Health	8,500	0.00	8,286	0.00
11000	2300	52210	0000 FICA Payments	26,000	0.00	25,689	0.00
11000	2300	52220	0000 Medicare Payments	6,010	0.00	6,008	0.00
11000	2300	52311	0000 Health and Medical Premiums	30,540	0.00	33,373	0.00
11000	2300	52312	0000 Life	255	0.00	255	0.00
11000	2300	52313	0000 Dental	2,507	0.00	2,507	0.00
11000	2300	52314	0000 Vision	569	0.00	569	0.00
11000	2300	52315	0000 Disability	615	0.00	615	0.00
11000	2300	52500	0000 Unemployment Compensation	7,550	0.00	0	0.00
11000	2300	52710	0000 Workers Compensation Premium	9,550	0.00	10,030	0.00
11000	2300	52720	0000 Workers Compensation Employer's Fee	88	0.00	0	0.00
11000	2300	53330	0000 Professional Development	16,390	0.00	19,765	0.00
11000	2300	53411	0000 Auditing	51,376	0.00	52,000	0.00
11000	2300	53412	0000 Bond/Board Elections	13,613	0.00	30,000	0.00
11000	2300	53413	0000 Legal	21,674	0.00	15,000	0.00
11000	2300	53414	0000 Other Services	9,401	0.00	1,800	0.00
11000	2300	53711	0000 Other Charges	30,297	0.00	20,480	0.00
11000	2300	53712	0000 County Tax Collection Costs	2,104	0.00	2,800	0.00
11000	2300	55811	0000 Board Travel	305	0.00	1,000	0.00
11000	2300	55812	0000 Board Training	9,166	0.00	5,500	0.00
11000	2300	55813	0000 Employee Travel - Non-Teachers	0	0.00	1,800	0.00
11000	2300	56115	0000 Board Expenses	5,247	0.00	10,000	0.00
11000	2300	56118	0000 General Supplies and Materials	17,591	0.00	13,165	0.00

**State of New Mexico**  
**Public School Operating Budget**  
**Expenditure Detail with Job Class**

**Budget Name: Alamogordo 2015-2016**

FD	FN	OBJ	JOB	Description	Estimated Amt	Estimated FTE	Projected Amt	Projected FTE
11000	2300	57332	0000	Supply Assets (\$5,000 or less)	9,500	0.00	1,250	0.00
<b>11000</b>	<b>2300</b>			<b>Total: Support Services-General Administration</b>	<b>772,407</b>	<b>6.90</b>	<b>733,830</b>	<b>6.40</b>
11000	2400			Support Services-School Administration				
11000	2400	51100	1112	Salaries Expense: Principals	1,218,614	17.00	1,411,356	16.00
11000	2400	51100	1211	Salaries Expense: Coordinator/Subject Matter Specialist	83,650	1.00	83,650	1.00
11000	2400	51100	1217	Salaries Expense: Secretarial/Clerical/Technical Assistants	481,134	25.00	473,229	23.00
11000	2400	51100	1610	Salaries Expense: Substitutes Professional Development	1,200	0.00	1,200	0.00
11000	2400	51100	1611	Salaries Expense: Substitutes-Sick Leave	4,200	0.00	4,200	0.00
11000	2400	51100	1612	Salaries Expense: Substitutes-Other Leave	15,000	0.00	15,000	0.00
11000	2400	51100	1613	Salaries Expense: Separation Pay	1,500	0.00	0	0.00
11000	2400	51200	1217	Overtime Expense: Secretarial/Clerical/Technical Assistants	13,000	0.00	13,000	0.00
11000	2400	51300	1112	Additional Compensation: Principals	28,000	0.00	10,000	0.00
11000	2400	51300	1217	Additional Compensation: Secretarial/Clerical/Technical Assistants	300	0.00	300	0.00
11000	2400	52111	0000	Educational Retirement	276,823	0.00	276,823	0.00
11000	2400	52112	0000	ERA - Retiree Health	39,831	0.00	39,830	0.00
11000	2400	52210	0000	FICA Payments	124,740	0.00	124,740	0.00
11000	2400	52220	0000	Medicare Payments	29,173	0.00	29,173	0.00
11000	2400	52311	0000	Health and Medical Premiums	229,494	0.00	238,674	0.00
11000	2400	52312	0000	Life	1,400	0.00	1,400	0.00
11000	2400	52313	0000	Dental	16,217	0.00	16,217	0.00
11000	2400	52314	0000	Vision	2,854	0.00	2,854	0.00
11000	2400	52315	0000	Disability	1,481	0.00	1,481	0.00
11000	2400	52500	0000	Unemployment Compensation	10,000	0.00	0	0.00
11000	2400	52710	0000	Workers Compensation Premium	26,834	0.00	28,181	0.00
11000	2400	52720	0000	Workers Compensation Employer's Fee	400	0.00	400	0.00
11000	2400	53330	0000	Professional Development	2,286	0.00	9,200	0.00
11000	2400	53711	0000	Other Charges	294	0.00	0	0.00
11000	2400	54311	0000	Maintenance & Repair - Furniture/Fixtures/Equipment	0	0.00	150	0.00
11000	2400	55813	0000	Employee Travel - Non-Teachers	558	0.00	400	0.00
11000	2400	56118	0000	General Supplies and Materials	23,138	0.00	24,475	0.00
11000	2400	57332	0000	Supply Assets (\$5,000 or less)	4,544	0.00	3,525	0.00
<b>11000</b>	<b>2400</b>			<b>Total: Support Services-School Administration</b>	<b>2,636,665</b>	<b>43.00</b>	<b>2,809,458</b>	<b>40.00</b>
11000	2500			Central Services				
11000	2500	51100	1113	Salaries Expense: Administrative Associates	87,895	1.00	60,983	0.74
11000	2500	51100	1114	Salaries Expense: Administrative Assistants	209,201	4.10	209,201	4.10
11000	2500	51100	1115	Salaries Expense: Assoc. Supt.-Fin./Bus. Mgr.	88,405	1.00	88,405	1.00
11000	2500	51100	1217	Salaries Expense: Secretarial/Clerical/Technical Assistants	326,772	10.50	326,772	10.50
11000	2500	51100	1220	Salaries Expense: Business Office Support	253,424	8.00	253,424	8.00
11000	2500	51100	1511	Salaries Expense: Data Processing	88,113	2.00	88,113	2.00
11000	2500	51100	1610	Salaries Expense: Substitutes Professional Development	100	0.00	100	0.00
11000	2500	51100	1611	Salaries Expense: Substitutes-Sick Leave	200	0.00	200	0.00
11000	2500	51100	1612	Salaries Expense: Substitutes-Other Leave	3,300	0.00	3,300	0.00
11000	2500	51100	1613	Salaries Expense: Separation Pay	4,000	0.00	0	0.00
11000	2500	51100	1616	Salaries Expense: Warehouse/Delivery	112,933	4.00	112,933	4.00
11000	2500	51200	1217	Overtime Expense: Secretarial/Clerical/Technical Assistants	5,500	0.00	5,500	0.00
11000	2500	51200	1220	Overtime Expense: Business Office Support	3,500	0.00	3,500	0.00
11000	2500	51200	1616	Overtime Expense: Warehouse/Delivery	800	0.00	800	0.00
11000	2500	51300	1217	Additional Compensation: Secretarial/Clerical/Technical Assistants	1,679	0.00	1,679	0.00
11000	2500	51300	1220	Additional Compensation: Business Office Support	8,222	0.00	0	0.00
11000	2500	51300	1511	Additional Compensation: Data Processing	300	0.00	300	0.00
11000	2500	51300	1616	Additional Compensation: Warehouse/Delivery	300	0.00	300	0.00
11000	2500	52111	0000	Educational Retirement	160,915	0.00	160,115	0.00
11000	2500	52112	0000	ERA - Retiree Health	23,154	0.00	23,038	0.00
11000	2500	52210	0000	FICA Payments	70,000	0.00	71,641	0.00
11000	2500	52220	0000	Medicare Payments	15,242	0.00	16,754	0.00
11000	2500	52311	0000	Health and Medical Premiums	180,000	0.00	180,000	0.00
11000	2500	52312	0000	Life	1,100	0.00	1,100	0.00
11000	2500	52313	0000	Dental	11,228	0.00	11,228	0.00

**State of New Mexico**  
**Public School Operating Budget**  
**Expenditure Detail with Job Class**

**Budget Name: Alamogordo 2015-2016**

FD	FN	OBJ	JOB	Description	Estimated Amt	Estimated FTE	Projected Amt	Projected FTE
11000	2500	52314	0000	Vision	2,275	0.00	2,275	0.00
11000	2500	52315	0000	Disability	1,300	0.00	1,300	0.00
11000	2500	52500	0000	Unemployment Compensation	10,000	0.00	0	0.00
11000	2500	52710	0000	Workers Compensation Premium	18,251	0.00	19,167	0.00
11000	2500	52720	0000	Workers Compensation Employer's Fee	282	0.00	0	0.00
11000	2500	53330	0000	Professional Development	43,024	0.00	32,355	0.00
11000	2500	53414	0000	Other Services	23,665	0.00	19,800	0.00
11000	2500	53711	0000	Other Charges	78,431	0.00	38,160	0.00
11000	2500	54311	0000	Maintenance & Repair - Furniture/Fixtures/Equipment	9,297	0.00	25,700	0.00
11000	2500	54620	0000	Rental - Equipment and Vehicles	954	0.00	1,000	0.00
11000	2500	54630	0000	Rental - Computers and Related Equipment	7,000	0.00	0	0.00
11000	2500	55400	0000	Advertising	1,400	0.00	3,700	0.00
11000	2500	55813	0000	Employee Travel - Non-Teachers	4,630	0.00	5,200	0.00
11000	2500	56113	0000	Software	137,188	0.00	159,894	0.00
11000	2500	56118	0000	General Supplies and Materials	210,274	0.00	221,027	0.00
11000	2500	57332	0000	Supply Assets (\$5,000 or less)	9,169	0.00	2,000	0.00
<b>11000</b>	<b>2500</b>			<b>Total: Central Services</b>	<b>2,213,423</b>	<b>30.60</b>	<b>2,150,964</b>	<b>30.34</b>
11000	2600			Operation & Maintenance of Plant				
11000	2600	51100	1113	Salaries Expense: Administrative Associates	91,598	1.00	91,598	1.00
11000	2600	51100	1217	Salaries Expense: Secretarial/Clerical/Technical Assistants	25,577	1.00	25,797	1.00
11000	2600	51100	1610	Salaries Expense: Substitutes Professional Development	200	0.00	200	0.00
11000	2600	51100	1611	Salaries Expense: Substitutes-Sick Leave	10,500	0.00	10,500	0.00
11000	2600	51100	1612	Salaries Expense: Substitutes-Other Leave	50,000	0.00	50,000	0.00
11000	2600	51100	1613	Salaries Expense: Separation Pay	3,000	0.00	0	0.00
11000	2600	51100	1614	Salaries Expense: Maintenance	794,603	21.00	794,603	21.00
11000	2600	51100	1615	Salaries Expense: Custodial	815,000	42.00	815,000	42.00
11000	2600	51100	1623	Salaries Expense: Crosswalk Guards	118,967	6.00	77,736	4.00
11000	2600	51200	1217	Overtime Expense: Secretarial/Clerical/Technical Assistants	500	0.00	500	0.00
11000	2600	51200	1614	Overtime Expense: Maintenance	10,000	0.00	10,000	0.00
11000	2600	51200	1615	Overtime Expense: Custodial	8,000	0.00	8,000	0.00
11000	2600	51200	1623	Overtime Expense: Crosswalk Guards	5,000	0.00	5,000	0.00
11000	2600	51300	1217	Additional Compensation: Secretarial/Clerical/Technical Assistants	4,000	0.00	4,000	0.00
11000	2600	51300	1219	Additional Compensation: Duty Personnel	9,531	0.00	9,531	0.00
11000	2600	51300	1614	Additional Compensation: Maintenance	4,000	0.00	4,000	0.00
11000	2600	51300	1615	Additional Compensation: Custodial	2,500	0.00	2,500	0.00
11000	2600	51300	1623	Additional Compensation: Crosswalk Guards	27,000	0.00	20,000	0.00
11000	2600	52111	0000	Educational Retirement	268,061	0.00	259,688	0.00
11000	2600	52112	0000	ERA - Retiree Health	38,570	0.00	37,365	0.00
11000	2600	52210	0000	FICA Payments	123,330	0.00	119,595	0.00
11000	2600	52220	0000	Medicare Payments	28,843	0.00	27,969	0.00
11000	2600	52311	0000	Health and Medical Premiums	260,869	0.00	271,304	0.00
11000	2600	52312	0000	Life	2,385	0.00	2,385	0.00
11000	2600	52313	0000	Dental	18,560	0.00	18,560	0.00
11000	2600	52314	0000	Vision	4,063	0.00	4,063	0.00
11000	2600	52315	0000	Disability	1,500	0.00	1,500	0.00
11000	2600	52500	0000	Unemployment Compensation	10,000	0.00	0	0.00
11000	2600	52710	0000	Workers Compensation Premium	31,027	0.00	31,027	0.00
11000	2600	52720	0000	Workers Compensation Employer's Fee	950	0.00	950	0.00
11000	2600	53330	0000	Professional Development	10,000	0.00	10,650	0.00
11000	2600	53711	0000	Other Charges	30,000	0.00	19,479	0.00
11000	2600	54311	0000	Maintenance & Repair - Furniture/Fixtures/Equipment	221,323	0.00	261,100	0.00
11000	2600	54312	0000	Maintenance & Repair - Buildings and Grounds	10,402	0.00	11,300	0.00
11000	2600	54313	0000	Maintenance & Repair - Vehicles	4,000	0.00	4,000	0.00
11000	2600	54411	0000	Electricity	1,178,162	0.00	1,237,070	0.00
11000	2600	54412	0000	Natural Gas (Buildings)	151,725	0.00	151,725	0.00
11000	2600	54413	0000	Propane/Butane (Buildings)	10,250	0.00	10,250	0.00
11000	2600	54415	0000	Water/Sewage	356,280	0.00	356,280	0.00
11000	2600	54416	0000	Communication Services	252,750	0.00	252,750	0.00

**State of New Mexico**  
**Public School Operating Budget**  
**Expenditure Detail with Job Class**

<b>Budget Name: Alamogordo 2015-2016</b>					<b>Estimated Amt</b>	<b>Estimated FTE</b>	<b>Projected Amt</b>	<b>Projected FTE</b>
<b>FD</b>	<b>FN</b>	<b>OBJ</b>	<b>JOB</b>	<b>Description</b>				
11000	2600	54620	0000	Rental - Equipment and Vehicles	561	0.00	300	0.00
11000	2600	55200	0000	Property/Liability Insurance	938,610	0.00	1,041,557	0.00
11000	2600	55813	0000	Employee Travel - Non-Teachers	2,300	0.00	350	0.00
11000	2600	55915	0000	Other Contract Services	139,900	0.00	101,498	0.00
11000	2600	56113	0000	Software	5,000	0.00	0	0.00
11000	2600	56118	0000	General Supplies and Materials	58,569	0.00	53,956	0.00
11000	2600	56211	0000	Gasoline	116,050	0.00	116,050	0.00
11000	2600	57331	0000	Fixed Assets (more than \$5,000)	10,000	0.00	0	0.00
11000	2600	57332	0000	Supply Assets (\$5,000 or less)	25,000	0.00	13,300	0.00
<b>11000</b>	<b>2600</b>			<b>Total: Operation &amp; Maintenance of Plant</b>	<b>6,289,016</b>	<b>71.00</b>	<b>6,344,986</b>	<b>69.00</b>
11000	2900			Other Support Services				
11000	2900	58212	0000	Litigation Fees	7,500	0.00	0	0.00
11000	2900	58218	0000	75% June Credit	0	0.00	49,559	0.00
11000	2900	58219	0000	Payment for State Match – Medicaid	180,559	0.00	191,000	0.00
<b>11000</b>	<b>2900</b>			<b>Total: Other Support Services</b>	<b>188,059</b>	<b>0.00</b>	<b>240,559</b>	<b>0.00</b>
<b>11000</b>	<b>2000</b>			<b>Total: Support Services</b>	<b>17,331,962</b>	<b>226.59</b>	<b>17,384,883</b>	<b>219.26</b>
11000	4000			Capital Outlay				
11000	4000	57311	0000	Vehicles General	17,783	0.00	17,783	0.00
11000	4000	57312	0000	Buses	71,414	0.00	71,414	0.00
<b>11000</b>	<b>4000</b>			<b>Total: Capital Outlay</b>	<b>89,197</b>	<b>0.00</b>	<b>89,197</b>	<b>0.00</b>
<b>11000</b>				<b>Total: Operational</b>	<b>42,629,670</b>	<b>663.37</b>	<b>43,665,661</b>	<b>646.04</b>
13000				Pupil Transportation				
13000	2000			Support Services				
13000	2700			Student Transportation				
13000	2700	51100	1217	Salaries Expense: Secretarial/Clerical/Technical Assistants	28,698	1.00	28,698	1.00
13000	2700	51200	1217	Overtime Expense: Secretarial/Clerical/Technical Assistants	5,105	0.00	5,000	0.00
13000	2700	52111	0000	Educational Retirement	4,568	0.00	4,561	0.00
13000	2700	52112	0000	ERA - Retiree Health	669	0.00	676	0.00
13000	2700	52210	0000	FICA Payments	1,907	0.00	2,000	0.00
13000	2700	52220	0000	Medicare Payments	446	0.00	460	0.00
13000	2700	52311	0000	Health and Medical Premiums	4,023	0.00	4,619	0.00
13000	2700	52312	0000	Life	29	0.00	40	0.00
13000	2700	52313	0000	Dental	197	0.00	220	0.00
13000	2700	52314	0000	Vision	46	0.00	50	0.00
13000	2700	52315	0000	Disability	48	0.00	50	0.00
13000	2700	52720	0000	Workers Compensation Employer's Fee	9	0.00	10	0.00
13000	2700	53330	0000	Professional Development	0	0.00	1,000	0.00
13000	2700	54620	0000	Rental - Equipment and Vehicles	222,668	0.00	222,668	0.00
13000	2700	55111	0000	Transportation Per-Capita Feeders	22,166	0.00	32,432	0.00
13000	2700	55112	0000	Transportation Contractors	1,157,634	0.00	1,039,047	0.00
13000	2700	55200	0000	Property/Liability Insurance	38,003	0.00	42,946	0.00
13000	2700	55816	0000	Bus Driver In-Service Training	1,887	0.00	2,400	0.00
13000	2700	56113	0000	Software	100	0.00	0	0.00
13000	2700	56118	0000	General Supplies and Materials	2,658	0.00	250	0.00
<b>13000</b>	<b>2700</b>			<b>Total: Student Transportation</b>	<b>1,490,861</b>	<b>1.00</b>	<b>1,387,127</b>	<b>1.00</b>
<b>13000</b>	<b>2000</b>			<b>Total: Support Services</b>	<b>1,490,861</b>	<b>1.00</b>	<b>1,387,127</b>	<b>1.00</b>
<b>13000</b>				<b>Total: Pupil Transportation</b>	<b>1,490,861</b>	<b>1.00</b>	<b>1,387,127</b>	<b>1.00</b>
14000				Total Instructional Materials Sub-Fund				
14000	1000			Instruction				
14000	1000	56107	0000	Instructional Materials Credit - 50% Textbooks	200,035	0.00	388,420	0.00
14000	1000	56111	0000	Instructional Materials Cash - 50% Textbooks	105,503	0.00	388,419	0.00
<b>14000</b>	<b>1000</b>			<b>Total: Instruction</b>	<b>305,538</b>	<b>0.00</b>	<b>776,839</b>	<b>0.00</b>
<b>14000</b>				<b>Total: Total Instructional Materials Sub-Fund</b>	<b>305,538</b>	<b>0.00</b>	<b>776,839</b>	<b>0.00</b>
21000				Food Services				
21000	3000			Operation of Non-Instructional Services				
21000	3100			Food Services Operations				
21000	3100	51100	1113	Salaries Expense: Administrative Associates	46,157	1.00	47,000	1.00
21000	3100	51100	1217	Salaries Expense: Secretarial/Clerical/Technical Assistants	86,561	3.00	89,500	3.00

**State of New Mexico**  
**Public School Operating Budget**  
**Expenditure Detail with Job Class**

**Budget Name: Alamogordo 2015-2016**

FD	FN	OBJ	JOB	Description	Estimated Amt	Estimated FTE	Projected Amt	Projected FTE
21000	3100	51100	1611	Salaries Expense: Substitutes-Sick Leave	9,800	0.00	12,000	0.00
21000	3100	51100	1612	Salaries Expense: Substitutes-Other Leave	34,000	0.00	31,000	0.00
21000	3100	51100	1617	Salaries Expense: Food Service	586,030	49.50	610,800	53.00
21000	3100	51200	1114	Overtime Expense: Administrative Assistants	1,250	0.00	0	0.00
21000	3100	51200	1217	Overtime Expense: Secretarial/Clerical/Technical Assistants	3,300	0.00	5,351	0.00
21000	3100	51200	1617	Overtime Expense: Food Service	11,300	0.00	14,400	0.00
21000	3100	51300	1617	Additional Compensation: Food Service	56,000	0.00	53,000	0.00
21000	3100	52111	0000	Educational Retirement	109,205	0.00	113,987	0.00
21000	3100	52112	0000	ERA - Retiree Health	15,713	0.00	16,401	0.00
21000	3100	52210	0000	FICA Payments	46,213	0.00	42,685	0.00
21000	3100	52220	0000	Medicare Payments	10,808	0.00	9,980	0.00
21000	3100	52311	0000	Health and Medical Premiums	178,259	0.00	151,248	0.00
21000	3100	52312	0000	Life	1,573	0.00	1,270	0.00
21000	3100	52313	0000	Dental	16,200	0.00	13,109	0.00
21000	3100	52314	0000	Vision	3,150	0.00	2,538	0.00
21000	3100	52315	0000	Disability	554	0.00	493	0.00
21000	3100	52720	0000	Workers Compensation Employer's Fee	568	0.00	448	0.00
21000	3100	53330	0000	Professional Development	3,327	0.00	2,500	0.00
21000	3100	53711	0000	Other Charges	10,535	0.00	6,000	0.00
21000	3100	54311	0000	Maintenance & Repair - Furniture/Fixtures/Equipment	12,828	0.00	9,500	0.00
21000	3100	55813	0000	Employee Travel - Non-Teachers	481	0.00	0	0.00
21000	3100	56113	0000	Software	9,879	0.00	3,000	0.00
21000	3100	56116	0000	Food	1,156,785	0.00	840,596	0.00
21000	3100	56117	0000	Non-Food	99,484	0.00	89,500	0.00
21000	3100	56118	0000	General Supplies and Materials	25,025	0.00	17,000	0.00
21000	3100	57331	0000	Fixed Assets (more than \$5,000)	8,167	0.00	9,000	0.00
21000	3100	57332	0000	Supply Assets (\$5,000 or less)	22,068	0.00	30,000	0.00
<b>21000</b>	<b>3100</b>			<b>Total: Food Services Operations</b>	<b>2,565,220</b>	<b>53.50</b>	<b>2,222,306</b>	<b>57.00</b>
<b>21000</b>	<b>3000</b>			<b>Total: Operation of Non-Instructional Services</b>	<b>2,565,220</b>	<b>53.50</b>	<b>2,222,306</b>	<b>57.00</b>
<b>21000</b>				<b>Total: Food Services</b>	<b>2,565,220</b>	<b>53.50</b>	<b>2,222,306</b>	<b>57.00</b>
22000				Athletics				
22000	1000			Instruction				
22000	1000	51100	1217	Salaries Expense: Secretarial/Clerical/Technical Assistants	11,822	0.50	12,000	0.50
22000	1000	51200	1217	Overtime Expense: Secretarial/Clerical/Technical Assistants	23	0.00	100	0.00
22000	1000	51300	1217	Additional Compensation: Secretarial/Clerical/Technical Assistants	32,582	0.00	32,500	0.00
22000	1000	51300	1618	Additional Compensation: Athletics Salaries	191	0.00	0	0.00
22000	1000	52111	0000	Educational Retirement	6,144	0.00	5,600	0.00
22000	1000	52112	0000	ERA - Retiree Health	884	0.00	800	0.00
22000	1000	52210	0000	FICA Payments	2,626	0.00	2,470	0.00
22000	1000	52220	0000	Medicare Payments	614	0.00	580	0.00
22000	1000	52312	0000	Life	14	0.00	17	0.00
22000	1000	52720	0000	Workers Compensation Employer's Fee	17	0.00	17	0.00
22000	1000	53711	0000	Other Charges	15,583	0.00	14,500	0.00
22000	1000	55817	0000	Student Travel	56,295	0.00	53,798	0.00
22000	1000	56118	0000	General Supplies and Materials	3,341	0.00	12,000	0.00
<b>22000</b>	<b>1000</b>			<b>Total: Instruction</b>	<b>130,136</b>	<b>0.50</b>	<b>134,382</b>	<b>0.50</b>
<b>22000</b>				<b>Total: Athletics</b>	<b>130,136</b>	<b>0.50</b>	<b>134,382</b>	<b>0.50</b>
24000				Federal Flow-through Grants				
24101				Title I - IASA				
24101	1000			Instruction				
24101	1000	51100	1610	Salaries Expense: Substitutes Professional Development	0	0.00	19,000	0.00
24101	1000	51100	1711	Salaries Expense: Instructional Assistants-Grades 1-12	0	0.00	159,347	9.00
24101	1000	52111	0000	Educational Retirement	0	0.00	22,150	0.00
24101	1000	52112	0000	ERA - Retiree Health	0	0.00	3,187	0.00
24101	1000	52210	0000	FICA Payments	0	0.00	11,057	0.00
24101	1000	52220	0000	Medicare Payments	0	0.00	2,586	0.00
24101	1000	52311	0000	Health and Medical Premiums	0	0.00	63,650	0.00
24101	1000	52312	0000	Life	0	0.00	315	0.00

**State of New Mexico**  
**Public School Operating Budget**  
**Expenditure Detail with Job Class**

<b>Budget Name: Alamogordo 2015-2016</b>					<b>Estimated Amt</b>	<b>Estimated FTE</b>	<b>Projected Amt</b>	<b>Projected FTE</b>
<b>FD</b>	<b>FN</b>	<b>OBJ</b>	<b>JOB</b>	<b>Description</b>				
24101	1000	52313	0000	Dental	0	0.00	4,740	0.00
24101	1000	52314	0000	Vision	0	0.00	955	0.00
24101	1000	52315	0000	Disability	0	0.00	302	0.00
24101	1000	52720	0000	Workers Compensation Employer's Fee	0	0.00	83	0.00
24101	1000	53711	0000	Other Charges	0	0.00	4,000	0.00
24101	1000	56113	0000	Software	0	0.00	5,224	0.00
24101	1000	56118	0000	General Supplies and Materials	0	0.00	154,413	0.00
24101	1000	57332	0000	Supply Assets (\$5,000 or less)	0	0.00	6,000	0.00
<b>24101</b>	<b>1000</b>			<b>Total: Instruction</b>	<b>0</b>	<b>0.00</b>	<b>457,009</b>	<b>9.00</b>
24101	2000			Support Services				
24101	2100			Support Services-Students				
24101	2100	51100	1214	Salaries Expense: Guidance Counselors/Social Workers	0	0.00	82,400	2.00
24101	2100	52111	0000	Educational Retirement	0	0.00	11,454	0.00
24101	2100	52112	0000	ERA - Retiree Health	0	0.00	1,648	0.00
24101	2100	52210	0000	FICA Payments	0	0.00	5,109	0.00
24101	2100	52220	0000	Medicare Payments	0	0.00	1,195	0.00
24101	2100	52311	0000	Health and Medical Premiums	0	0.00	11,500	0.00
24101	2100	52312	0000	Life	0	0.00	120	0.00
24101	2100	52313	0000	Dental	0	0.00	800	0.00
24101	2100	52314	0000	Vision	0	0.00	210	0.00
24101	2100	52315	0000	Disability	0	0.00	143	0.00
24101	2100	52720	0000	Workers Compensation Employer's Fee	0	0.00	37	0.00
24101	2100	53711	0000	Other Charges	0	0.00	6,000	0.00
24101	2100	56118	0000	General Supplies and Materials	0	0.00	6,919	0.00
<b>24101</b>	<b>2100</b>			<b>Total: Support Services-Students</b>	<b>0</b>	<b>0.00</b>	<b>127,535</b>	<b>2.00</b>
24101	2200			Support Services-Instruction				
24101	2200	51100	1211	Salaries Expense: Coordinator/Subject Matter Specialist	0	0.00	335,778	6.75
24101	2200	51100	1217	Salaries Expense: Secretarial/Clerical/Technical Assistants	0	0.00	6,460	0.25
24101	2200	52111	0000	Educational Retirement	0	0.00	47,571	0.00
24101	2200	52112	0000	ERA - Retiree Health	0	0.00	6,845	0.00
24101	2200	52210	0000	FICA Payments	0	0.00	21,219	0.00
24101	2200	52220	0000	Medicare Payments	0	0.00	4,962	0.00
24101	2200	52311	0000	Health and Medical Premiums	0	0.00	36,100	0.00
24101	2200	52312	0000	Life	0	0.00	280	0.00
24101	2200	52313	0000	Dental	0	0.00	1,880	0.00
24101	2200	52314	0000	Vision	0	0.00	345	0.00
24101	2200	52315	0000	Disability	0	0.00	390	0.00
24101	2200	52720	0000	Workers Compensation Employer's Fee	0	0.00	74	0.00
24101	2200	53330	0000	Professional Development	0	0.00	39,852	0.00
24101	2200	55813	0000	Employee Travel - Non-Teachers	0	0.00	3,200	0.00
<b>24101</b>	<b>2200</b>			<b>Total: Support Services-Instruction</b>	<b>0</b>	<b>0.00</b>	<b>504,956</b>	<b>7.00</b>
24101	2300			Support Services-General Administration				
24101	2300	51100	1113	Salaries Expense: Administrative Associates	0	0.00	64,200	0.77
24101	2300	52111	0000	Educational Retirement	0	0.00	8,924	0.00
24101	2300	52112	0000	ERA - Retiree Health	0	0.00	1,284	0.00
24101	2300	52210	0000	FICA Payments	0	0.00	3,980	0.00
24101	2300	52220	0000	Medicare Payments	0	0.00	931	0.00
24101	2300	52311	0000	Health and Medical Premiums	0	0.00	5,135	0.00
24101	2300	52312	0000	Life	0	0.00	45	0.00
24101	2300	52313	0000	Dental	0	0.00	300	0.00
24101	2300	52314	0000	Vision	0	0.00	70	0.00
24101	2300	52315	0000	Disability	0	0.00	105	0.00
24101	2300	52720	0000	Workers Compensation Employer's Fee	0	0.00	12	0.00
24101	2300	53330	0000	Professional Development	0	0.00	5,000	0.00
24101	2300	53713	0000	Indirect Costs - Program Administration	0	0.00	59,365	0.00
24101	2300	56118	0000	General Supplies and Materials	0	0.00	313	0.00
<b>24101</b>	<b>2300</b>			<b>Total: Support Services-General Administration</b>	<b>0</b>	<b>0.00</b>	<b>149,664</b>	<b>0.77</b>
24101	2500			Central Services				



**State of New Mexico**  
**Public School Operating Budget**  
**Expenditure Detail with Job Class**

**Budget Name: Alamogordo 2015-2016**

FD	FN	OBJ	JOB	Description	Estimated Amt	Estimated FTE	Projected Amt	Projected FTE
24101	2500	51100	1217	Salaries Expense: Secretarial/Clerical/Technical Assistants	0	0.00	33,320	1.50
24101	2500	52111	0000	Educational Retirement	0	0.00	4,631	0.00
24101	2500	52112	0000	ERA - Retiree Health	0	0.00	666	0.00
24101	2500	52210	0000	FICA Payments	0	0.00	2,066	0.00
24101	2500	52220	0000	Medicare Payments	0	0.00	483	0.00
24101	2500	52311	0000	Health and Medical Premiums	0	0.00	10,750	0.00
24101	2500	52312	0000	Life	0	0.00	70	0.00
24101	2500	52313	0000	Dental	0	0.00	575	0.00
24101	2500	52314	0000	Vision	0	0.00	130	0.00
24101	2500	52315	0000	Disability	0	0.00	45	0.00
24101	2500	52720	0000	Workers Compensation Employer's Fee	0	0.00	18	0.00
<b>24101</b>	<b>2500</b>			<b>Total: Central Services</b>	<b>0</b>	<b>0.00</b>	<b>52,754</b>	<b>1.50</b>
<b>24101</b>	<b>2000</b>			<b>Total: Support Services</b>	<b>0</b>	<b>0.00</b>	<b>834,909</b>	<b>11.27</b>
<b>24101</b>				<b>Total: Title I - IASA</b>	<b>0</b>	<b>0.00</b>	<b>1,291,918</b>	<b>20.27</b>
24106				Entitlement IDEA-B				
24106	1000			Instruction				
24106	1000	51100	1412	Salaries Expense: Teachers- Special Education	0	0.00	64,000	2.00
24106	1000	51100	1612	Salaries Expense: Substitutes-Other Leave	0	0.00	40,000	0.00
24106	1000	51100	1622	Salaries Expense: Bus Drivers	0	0.00	19,902	1.00
24106	1000	51100	1712	Salaries Expense: Instructional Assistants-Special Education	0	0.00	318,727	25.00
24106	1000	51200	1712	Overtime Expense: Instructional Assistants-Special Education	0	0.00	10,000	0.00
24106	1000	51300	1412	Additional Compensation: Teachers- Special Education	0	0.00	13,578	0.00
24106	1000	52111	0000	Educational Retirement	0	0.00	63,331	0.00
24106	1000	52112	0000	ERA - Retiree Health	0	0.00	9,075	0.00
24106	1000	52210	0000	FICA Payments	0	0.00	27,334	0.00
24106	1000	52220	0000	Medicare Payments	0	0.00	8,723	0.00
24106	1000	52311	0000	Health and Medical Premiums	0	0.00	69,621	0.00
24106	1000	52312	0000	Life	0	0.00	65,000	0.00
24106	1000	52313	0000	Dental	0	0.00	7,626	0.00
24106	1000	52314	0000	Vision	0	0.00	1,500	0.00
24106	1000	52315	0000	Disability	0	0.00	300	0.00
24106	1000	52316	0000	Other Insurance	0	0.00	400	0.00
<b>24106</b>	<b>1000</b>			<b>Total: Instruction</b>	<b>0</b>	<b>0.00</b>	<b>719,117</b>	<b>28.00</b>
24106	2000			Support Services				
24106	2100			Support Services-Students				
24106	2100	51100	1211	Salaries Expense: Coordinator/Subject Matter Specialist	0	0.00	34,305	0.50
24106	2100	51100	1214	Salaries Expense: Guidance Counselors/Social Workers	0	0.00	77,535	2.00
24106	2100	51100	1215	Salaries Expense: Registered Nurses	0	0.00	46,288	1.00
24106	2100	51100	1217	Salaries Expense: Secretarial/Clerical/Technical Assistants	0	0.00	13,384	0.50
24106	2100	51100	1311	Salaries Expense: Diagnosticians	0	0.00	50,816	1.00
24106	2100	51100	1318	Salaries Expense: Specialists	0	0.00	127,034	3.00
24106	2100	51300	1211	Additional Compensation: Coordinator/Subject Matter Specialist	0	0.00	13,578	0.00
24106	2100	52111	0000	Educational Retirement	0	0.00	50,560	0.00
24106	2100	52112	0000	ERA - Retiree Health	0	0.00	7,276	0.00
24106	2100	52210	0000	FICA Payments	0	0.00	21,505	0.00
24106	2100	52220	0000	Medicare Payments	0	0.00	4,993	0.00
24106	2100	52311	0000	Health and Medical Premiums	0	0.00	27,452	0.00
24106	2100	52312	0000	Life	0	0.00	196	0.00
24106	2100	52313	0000	Dental	0	0.00	2,481	0.00
24106	2100	52314	0000	Vision	0	0.00	475	0.00
24106	2100	52720	0000	Workers Compensation Employer's Fee	0	0.00	90	0.00
<b>24106</b>	<b>2100</b>			<b>Total: Support Services-Students</b>	<b>0</b>	<b>0.00</b>	<b>477,968</b>	<b>8.00</b>
24106	2200			Support Services-Instruction				
24106	2200	51100	1217	Salaries Expense: Secretarial/Clerical/Technical Assistants	0	0.00	25,796	1.00
24106	2200	51200	1217	Overtime Expense: Secretarial/Clerical/Technical Assistants	0	0.00	80	0.00
24106	2200	52111	0000	Educational Retirement	0	0.00	3,597	0.00
24106	2200	52112	0000	ERA - Retiree Health	0	0.00	518	0.00
24106	2200	52210	0000	FICA Payments	0	0.00	1,170	0.00

**State of New Mexico**  
**Public School Operating Budget**  
**Expenditure Detail with Job Class**

<b>Budget Name: Alamogordo 2015-2016</b>					<b>Estimated Amt</b>	<b>Estimated FTE</b>	<b>Projected Amt</b>	<b>Projected FTE</b>
<b>FD</b>	<b>FN</b>	<b>OBJ</b>	<b>JOB</b>	<b>Description</b>				
24106	2200	52220	0000	Medicare Payments	0	0.00	274	0.00
24106	2200	52311	0000	Health and Medical Premiums	0	0.00	7,670	0.00
24106	2200	52312	0000	Life	0	0.00	29	0.00
24106	2200	52313	0000	Dental	0	0.00	379	0.00
24106	2200	52314	0000	Vision	0	0.00	76	0.00
24106	2200	52720	0000	Workers Compensation Employer's Fee	0	0.00	10	0.00
<b>24106</b>	<b>2200</b>			<b>Total: Support Services-Instruction</b>	<b>0</b>	<b>0.00</b>	<b>39,599</b>	<b>1.00</b>
24106	2300			Support Services-General Administration				
24106	2300	53713	0000	Indirect Costs – Program Administration	0	0.00	62,752	0.00
<b>24106</b>	<b>2300</b>			<b>Total: Support Services-General Administration</b>	<b>0</b>	<b>0.00</b>	<b>62,752</b>	<b>0.00</b>
24106	2500			Central Services				
24106	2500	51100	1217	Salaries Expense: Secretarial/Clerical/Technical Assistants	0	0.00	25,116	1.00
24106	2500	51200	1217	Overtime Expense: Secretarial/Clerical/Technical Assistants	0	0.00	1,230	0.00
24106	2500	52111	0000	Educational Retirement	0	0.00	3,356	0.00
24106	2500	52112	0000	ERA - Retiree Health	0	0.00	483	0.00
24106	2500	52210	0000	FICA Payments	0	0.00	1,156	0.00
24106	2500	52220	0000	Medicare Payments	0	0.00	271	0.00
24106	2500	52311	0000	Health and Medical Premiums	0	0.00	9,131	0.00
24106	2500	52312	0000	Life	0	0.00	31	0.00
24106	2500	52313	0000	Dental	0	0.00	587	0.00
24106	2500	52314	0000	Vision	0	0.00	102	0.00
24106	2500	52720	0000	Workers Compensation Employer's Fee	0	0.00	9	0.00
<b>24106</b>	<b>2500</b>			<b>Total: Central Services</b>	<b>0</b>	<b>0.00</b>	<b>41,472</b>	<b>1.00</b>
<b>24106</b>	<b>2000</b>			<b>Total: Support Services</b>	<b>0</b>	<b>0.00</b>	<b>621,791</b>	<b>10.00</b>
<b>24106</b>				<b>Total: Entitlement IDEA-B</b>	<b>0</b>	<b>0.00</b>	<b>1,340,908</b>	<b>38.00</b>
24109				Preschool IDEA-B				
24109	1000			Instruction				
24109	1000	51100	1712	Salaries Expense: Instructional Assistants-Special Education	0	0.00	43,503	2.00
24109	1000	51200	1712	Overtime Expense: Instructional Assistants-Special Education	0	0.00	120	0.00
24109	1000	52111	0000	Educational Retirement	0	0.00	6,054	0.00
24109	1000	52112	0000	ERA - Retiree Health	0	0.00	871	0.00
24109	1000	52210	0000	FICA Payments	0	0.00	2,517	0.00
24109	1000	52220	0000	Medicare Payments	0	0.00	590	0.00
24109	1000	52311	0000	Health and Medical Premiums	0	0.00	3,531	0.00
24109	1000	52312	0000	Life	0	0.00	57	0.00
24109	1000	52313	0000	Dental	0	0.00	617	0.00
24109	1000	52314	0000	Vision	0	0.00	130	0.00
24109	1000	52315	0000	Disability	0	0.00	39	0.00
24109	1000	52720	0000	Workers Compensation Employer's Fee	0	0.00	19	0.00
24109	1000	56118	0000	General Supplies and Materials	0	0.00	1,381	0.00
<b>24109</b>	<b>1000</b>			<b>Total: Instruction</b>	<b>0</b>	<b>0.00</b>	<b>59,429</b>	<b>2.00</b>
24109	2000			Support Services				
24109	2100			Support Services-Students				
24109	2100	51300	1211	Additional Compensation: Coordinator/Subject Matter Specialist	0	0.00	6,000	0.00
24109	2100	52111	0000	Educational Retirement	0	0.00	834	0.00
24109	2100	52112	0000	ERA - Retiree Health	0	0.00	120	0.00
24109	2100	52210	0000	FICA Payments	0	0.00	372	0.00
24109	2100	52220	0000	Medicare Payments	0	0.00	87	0.00
24109	2100	56118	0000	General Supplies and Materials	0	0.00	314	0.00
<b>24109</b>	<b>2100</b>			<b>Total: Support Services-Students</b>	<b>0</b>	<b>0.00</b>	<b>7,727</b>	<b>0.00</b>
24109	2300			Support Services-General Administration				
24109	2300	53713	0000	Indirect Costs – Program Administration	0	0.00	3,250	0.00
<b>24109</b>	<b>2300</b>			<b>Total: Support Services-General Administration</b>	<b>0</b>	<b>0.00</b>	<b>3,250</b>	<b>0.00</b>
<b>24109</b>	<b>2000</b>			<b>Total: Support Services</b>	<b>0</b>	<b>0.00</b>	<b>10,977</b>	<b>0.00</b>
<b>24109</b>				<b>Total: Preschool IDEA-B</b>	<b>0</b>	<b>0.00</b>	<b>70,406</b>	<b>2.00</b>
24113				Education of Homeless				
24113	2000			Support Services				
24113	2100			Support Services-Students				

**State of New Mexico**  
**Public School Operating Budget**  
**Expenditure Detail with Job Class**

<b>Budget Name: Alamogordo 2015-2016</b>					<b>Estimated Amt</b>	<b>Estimated FTE</b>	<b>Projected Amt</b>	<b>Projected FTE</b>
<b>FD</b>	<b>FN</b>	<b>OBJ</b>	<b>JOB</b>	<b>Description</b>				
24113	2100	56118	0000	General Supplies and Materials	0	0.00	7,846	0.00
<b>24113</b>	<b>2100</b>			<b>Total: Support Services-Students</b>	<b>0</b>	<b>0.00</b>	<b>7,846</b>	<b>0.00</b>
24113	2300			Support Services-General Administration				
24113	2300	53330	0000	Professional Development	0	0.00	200	0.00
24113	2300	55813	0000	Employee Travel - Non-Teachers	0	0.00	100	0.00
<b>24113</b>	<b>2300</b>			<b>Total: Support Services-General Administration</b>	<b>0</b>	<b>0.00</b>	<b>300</b>	<b>0.00</b>
24113	2700			Student Transportation				
24113	2700	55112	0000	Transportation Contractors	0	0.00	1,000	0.00
<b>24113</b>	<b>2700</b>			<b>Total: Student Transportation</b>	<b>0</b>	<b>0.00</b>	<b>1,000</b>	<b>0.00</b>
<b>24113</b>	<b>2000</b>			<b>Total: Support Services</b>	<b>0</b>	<b>0.00</b>	<b>9,146</b>	<b>0.00</b>
24113	3000			Operation of Non-Instructional Services				
24113	3300			Community Services Operations				
24113	3300	56118	0000	General Supplies and Materials	0	0.00	100	0.00
<b>24113</b>	<b>3300</b>			<b>Total: Community Services Operations</b>	<b>0</b>	<b>0.00</b>	<b>100</b>	<b>0.00</b>
<b>24113</b>	<b>3000</b>			<b>Total: Operation of Non-Instructional Services</b>	<b>0</b>	<b>0.00</b>	<b>100</b>	<b>0.00</b>
<b>24113</b>				<b>Total: Education of Homeless</b>	<b>0</b>	<b>0.00</b>	<b>9,246</b>	<b>0.00</b>
24115				IDEA - Private Schools Share				
24115	1000			Instruction				
24115	1000	56118	0000	General Supplies and Materials	0	0.00	5,000	0.00
24115	1000	57332	0000	Supply Assets (\$5,000 or less)	0	0.00	5,000	0.00
<b>24115</b>	<b>1000</b>			<b>Total: Instruction</b>	<b>0</b>	<b>0.00</b>	<b>10,000</b>	<b>0.00</b>
24115	2000			Support Services				
24115	2100			Support Services-Students				
24115	2100	56118	0000	General Supplies and Materials	0	0.00	3,370	0.00
24115	2100	57332	0000	Supply Assets (\$5,000 or less)	0	0.00	5,000	0.00
<b>24115</b>	<b>2100</b>			<b>Total: Support Services-Students</b>	<b>0</b>	<b>0.00</b>	<b>8,370</b>	<b>0.00</b>
<b>24115</b>	<b>2000</b>			<b>Total: Support Services</b>	<b>0</b>	<b>0.00</b>	<b>8,370</b>	<b>0.00</b>
<b>24115</b>				<b>Total: IDEA - Private Schools Share</b>	<b>0</b>	<b>0.00</b>	<b>18,370</b>	<b>0.00</b>
24132				IDEA-B Results Plan				
24132	1000			Instruction				
24132	1000	51100	1610	Salaries Expense: Substitutes Professional Development	0	0.00	8,620	0.00
24132	1000	51300	1411	Additional Compensation: Teachers-Grades 1-12	0	0.00	40,180	0.00
24132	1000	52111	0000	Educational Retirement	0	0.00	5,585	0.00
24132	1000	52112	0000	ERA - Retiree Health	0	0.00	804	0.00
24132	1000	52210	0000	FICA Payments	0	0.00	3,023	0.00
24132	1000	52220	0000	Medicare Payments	0	0.00	708	0.00
<b>24132</b>	<b>1000</b>			<b>Total: Instruction</b>	<b>0</b>	<b>0.00</b>	<b>58,920</b>	<b>0.00</b>
24132	2000			Support Services				
24132	2100			Support Services-Students				
24132	2100	56118	0000	General Supplies and Materials	0	0.00	1,080	0.00
<b>24132</b>	<b>2100</b>			<b>Total: Support Services-Students</b>	<b>0</b>	<b>0.00</b>	<b>1,080</b>	<b>0.00</b>
<b>24132</b>	<b>2000</b>			<b>Total: Support Services</b>	<b>0</b>	<b>0.00</b>	<b>1,080</b>	<b>0.00</b>
<b>24132</b>				<b>Total: IDEA-B Results Plan</b>	<b>0</b>	<b>0.00</b>	<b>60,000</b>	<b>0.00</b>
24154				Teacher/Principal Training & Recruiting				
24154	1000			Instruction				
24154	1000	51100	1610	Salaries Expense: Substitutes Professional Development	0	0.00	15,749	0.00
24154	1000	53330	0000	Professional Development	0	0.00	28,498	0.00
24154	1000	53711	0000	Other Charges	0	0.00	2,880	0.00
24154	1000	56113	0000	Software	0	0.00	10,680	0.00
<b>24154</b>	<b>1000</b>			<b>Total: Instruction</b>	<b>0</b>	<b>0.00</b>	<b>57,807</b>	<b>0.00</b>
24154	2000			Support Services				
24154	2200			Support Services-Instruction				
24154	2200	51100	1211	Salaries Expense: Coordinator/Subject Matter Specialist	0	0.00	115,500	2.25
24154	2200	52111	0000	Educational Retirement	0	0.00	16,055	0.00
24154	2200	52112	0000	ERA - Retiree Health	0	0.00	2,310	0.00
24154	2200	52210	0000	FICA Payments	0	0.00	7,161	0.00
24154	2200	52220	0000	Medicare Payments	0	0.00	1,675	0.00
24154	2200	52311	0000	Health and Medical Premiums	0	0.00	17,100	0.00

**State of New Mexico**  
**Public School Operating Budget**  
**Expenditure Detail with Job Class**

<b>Budget Name: Alamogordo 2015-2016</b>					<b>Estimated Amt</b>	<b>Estimated FTE</b>	<b>Projected Amt</b>	<b>Projected FTE</b>
<b>FD</b>	<b>FN</b>	<b>OBJ</b>	<b>JOB</b>	<b>Description</b>				
24154	2200	52312	0000	Life	0	0.00	60	0.00
24154	2200	52313	0000	Dental	0	0.00	1,125	0.00
24154	2200	52314	0000	Vision	0	0.00	200	0.00
24154	2200	52315	0000	Disability	0	0.00	65	0.00
24154	2200	52720	0000	Workers Compensation Employer's Fee	0	0.00	28	0.00
24154	2200	53330	0000	Professional Development	0	0.00	2,000	0.00
24154	2200	55813	0000	Employee Travel - Non-Teachers	0	0.00	800	0.00
<b>24154</b>	<b>2200</b>			<b>Total: Support Services-Instruction</b>	<b>0</b>	<b>0.00</b>	<b>164,079</b>	<b>2.25</b>
24154	2300			Support Services-General Administration				
24154	2300	51100	1113	Salaries Expense: Administrative Associates	0	0.00	30,021	0.35
24154	2300	52111	0000	Educational Retirement	0	0.00	4,173	0.00
24154	2300	52112	0000	ERA - Retiree Health	0	0.00	600	0.00
24154	2300	52210	0000	FICA Payments	0	0.00	1,861	0.00
24154	2300	52220	0000	Medicare Payments	0	0.00	435	0.00
24154	2300	52311	0000	Health and Medical Premiums	0	0.00	2,500	0.00
24154	2300	52312	0000	Life	0	0.00	28	0.00
24154	2300	52313	0000	Dental	0	0.00	200	0.00
24154	2300	52314	0000	Vision	0	0.00	40	0.00
24154	2300	52315	0000	Disability	0	0.00	20	0.00
24154	2300	52720	0000	Workers Compensation Employer's Fee	0	0.00	10	0.00
24154	2300	53713	0000	Indirect Costs – Program Administration	0	0.00	13,846	0.00
24154	2300	56118	0000	General Supplies and Materials	0	0.00	300	0.00
<b>24154</b>	<b>2300</b>			<b>Total: Support Services-General Administration</b>	<b>0</b>	<b>0.00</b>	<b>54,034</b>	<b>0.35</b>
24154	2400			Support Services-School Administration				
24154	2400	53330	0000	Professional Development	0	0.00	12,540	0.00
<b>24154</b>	<b>2400</b>			<b>Total: Support Services-School Administration</b>	<b>0</b>	<b>0.00</b>	<b>12,540</b>	<b>0.00</b>
<b>24154</b>	<b>2000</b>			<b>Total: Support Services</b>	<b>0</b>	<b>0.00</b>	<b>230,653</b>	<b>2.60</b>
<b>24154</b>				<b>Total: Teacher/Principal Training &amp; Recruiting</b>	<b>0</b>	<b>0.00</b>	<b>288,460</b>	<b>2.60</b>
24174				Carl D Perkins Secondary - Current				
24174	1000			Instruction				
24174	1000	51100	1610	Salaries Expense: Substitutes Professional Development	0	0.00	1,600	0.00
24174	1000	51300	1415	Additional Compensation: Teachers-Vocational and Technical	0	0.00	1,250	0.00
24174	1000	52111	0000	Educational Retirement	0	0.00	175	0.00
24174	1000	52112	0000	ERA - Retiree Health	0	0.00	30	0.00
24174	1000	52210	0000	FICA Payments	0	0.00	180	0.00
24174	1000	52220	0000	Medicare Payments	0	0.00	50	0.00
24174	1000	53330	0000	Professional Development	0	0.00	14,600	0.00
24174	1000	56118	0000	General Supplies and Materials	0	0.00	42,051	0.00
<b>24174</b>	<b>1000</b>			<b>Total: Instruction</b>	<b>0</b>	<b>0.00</b>	<b>59,936</b>	<b>0.00</b>
24174	2000			Support Services				
24174	2300			Support Services-General Administration				
24174	2300	53330	0000	Professional Development	0	0.00	990	0.00
24174	2300	53713	0000	Indirect Costs – Program Administration	0	0.00	2,773	0.00
<b>24174</b>	<b>2300</b>			<b>Total: Support Services-General Administration</b>	<b>0</b>	<b>0.00</b>	<b>3,763</b>	<b>0.00</b>
<b>24174</b>	<b>2000</b>			<b>Total: Support Services</b>	<b>0</b>	<b>0.00</b>	<b>3,763</b>	<b>0.00</b>
<b>24174</b>				<b>Total: Carl D Perkins Secondary - Current</b>	<b>0</b>	<b>0.00</b>	<b>63,699</b>	<b>0.00</b>
<b>24000</b>				<b>Total: Federal Flow-through Grants</b>	<b>0</b>	<b>0.00</b>	<b>3,143,007</b>	<b>62.87</b>
25000				Federal Direct Grants				
25145				Impact Aid Special Education				
25145	1000			Instruction				
25145	1000	51100	1612	Salaries Expense: Substitutes-Other Leave	5,200	0.00	9,000	0.00
25145	1000	52111	0000	Educational Retirement	529	0.00	2,000	0.00
25145	1000	52112	0000	ERA - Retiree Health	76	0.00	1,000	0.00
25145	1000	52210	0000	FICA Payments	323	0.00	1,000	0.00
25145	1000	52220	0000	Medicare Payments	76	0.00	1,000	0.00
25145	1000	52720	0000	Workers Compensation Employer's Fee	5	0.00	100	0.00
25145	1000	53330	0000	Professional Development	880	0.00	0	0.00
25145	1000	53711	0000	Other Charges	36	0.00	0	0.00

**State of New Mexico**  
**Public School Operating Budget**  
**Expenditure Detail with Job Class**

<b>Budget Name: Alamogordo 2015-2016</b>					<b>Estimated Amt</b>	<b>Estimated FTE</b>	<b>Projected Amt</b>	<b>Projected FTE</b>
<b>FD</b>	<b>FN</b>	<b>OBJ</b>	<b>JOB</b>	<b>Description</b>				
25145	1000	54620	0000	Rental - Equipment and Vehicles	82	0.00	500	0.00
25145	1000	55819	0000	Employee Travel - Teachers	932	0.00	0	0.00
25145	1000	56118	0000	General Supplies and Materials	69,600	0.00	50,000	0.00
25145	1000	57332	0000	Supply Assets (\$5,000 or less)	0	0.00	20,000	0.00
<b>25145</b>	<b>1000</b>			<b>Total: Instruction</b>	<b>77,739</b>	<b>0.00</b>	<b>84,600</b>	<b>0.00</b>
25145	2000			Support Services				
25145	2100			Support Services-Students				
25145	2100	52111	0000	Educational Retirement	3	0.00	40	0.00
25145	2100	52112	0000	ERA - Retiree Health	1	0.00	0	0.00
25145	2100	52210	0000	FICA Payments	2	0.00	0	0.00
25145	2100	52220	0000	Medicare Payments	1	0.00	0	0.00
25145	2100	53211	0000	Diagnosticians - Contracted	0	0.00	40,000	0.00
25145	2100	53330	0000	Professional Development	21,416	0.00	35,000	0.00
25145	2100	53414	0000	Other Services	14,037	0.00	30,000	0.00
25145	2100	53711	0000	Other Charges	2,323	0.00	4,000	0.00
25145	2100	54311	0000	Maintenance & Repair - Furniture/Fixtures/Equipment	0	0.00	1,000	0.00
25145	2100	55813	0000	Employee Travel - Non-Teachers	1,261	0.00	6,500	0.00
25145	2100	56113	0000	Software	596	0.00	1,500	0.00
25145	2100	56118	0000	General Supplies and Materials	20,451	0.00	49,191	0.00
25145	2100	57331	0000	Fixed Assets (more than \$5,000)	0	0.00	28,132	0.00
<b>25145</b>	<b>2100</b>			<b>Total: Support Services-Students</b>	<b>60,091</b>	<b>0.00</b>	<b>195,363</b>	<b>0.00</b>
25145	2300			Support Services-General Administration				
25145	2300	53713	0000	Indirect Costs – Program Administration	15,696	0.00	13,560	0.00
<b>25145</b>	<b>2300</b>			<b>Total: Support Services-General Administration</b>	<b>15,696</b>	<b>0.00</b>	<b>13,560</b>	<b>0.00</b>
25145	2600			Operation & Maintenance of Plant				
25145	2600	54312	0000	Maintenance & Repair - Buildings and Grounds	36	0.00	200	0.00
<b>25145</b>	<b>2600</b>			<b>Total: Operation &amp; Maintenance of Plant</b>	<b>36</b>	<b>0.00</b>	<b>200</b>	<b>0.00</b>
<b>25145</b>	<b>2000</b>			<b>Total: Support Services</b>	<b>75,823</b>	<b>0.00</b>	<b>209,123</b>	<b>0.00</b>
<b>25145</b>				<b>Total: Impact Aid Special Education</b>	<b>153,562</b>	<b>0.00</b>	<b>293,723</b>	<b>0.00</b>
25153				Title XIX MEDICAID 3/21 Years				
25153	1000			Instruction				
25153	1000	56118	0000	General Supplies and Materials	0	0.00	500	0.00
25153	1000	57332	0000	Supply Assets (\$5,000 or less)	977	0.00	0	0.00
<b>25153</b>	<b>1000</b>			<b>Total: Instruction</b>	<b>977</b>	<b>0.00</b>	<b>500</b>	<b>0.00</b>
25153	2000			Support Services				
25153	2100			Support Services-Students				
25153	2100	51100	1211	Salaries Expense: Coordinator/Subject Matter Specialist	34,305	0.50	34,304	0.50
25153	2100	51100	1217	Salaries Expense: Secretarial/Clerical/Technical Assistants	43,722	1.50	43,789	1.50
25153	2100	51100	1312	Salaries Expense: Speech Therapists	34,270	0.50	34,270	0.50
25153	2100	51200	1217	Overtime Expense: Secretarial/Clerical/Technical Assistants	400	0.00	500	0.00
25153	2100	51300	1217	Additional Compensation: Secretarial/Clerical/Technical Assistants	675	0.00	500	0.00
25153	2100	51300	1318	Additional Compensation: Specialists	3,400	0.00	0	0.00
25153	2100	52111	0000	Educational Retirement	16,219	0.00	16,200	0.00
25153	2100	52112	0000	ERA - Retiree Health	2,334	0.00	2,331	0.00
25153	2100	52210	0000	FICA Payments	6,470	0.00	6,500	0.00
25153	2100	52220	0000	Medicare Payments	1,513	0.00	1,588	0.00
25153	2100	52311	0000	Health and Medical Premiums	15,755	0.00	15,612	0.00
25153	2100	52312	0000	Life	72	0.00	71	0.00
25153	2100	52313	0000	Dental	871	0.00	863	0.00
25153	2100	52314	0000	Vision	173	0.00	172	0.00
25153	2100	52315	0000	Disability	108	0.00	108	0.00
25153	2100	52720	0000	Workers Compensation Employer's Fee	24	0.00	24	0.00
25153	2100	53212	0000	Speech Therapists - Contracted	353,112	0.00	200,000	0.00
25153	2100	53330	0000	Professional Development	10,898	0.00	7,000	0.00
25153	2100	53414	0000	Other Services	10,800	0.00	10,700	0.00
25153	2100	53711	0000	Other Charges	34,114	0.00	40,000	0.00
25153	2100	54311	0000	Maintenance & Repair - Furniture/Fixtures/Equipment	2,552	0.00	2,552	0.00
25153	2100	54620	0000	Rental - Equipment and Vehicles	2,909	0.00	3,300	0.00

**State of New Mexico**  
**Public School Operating Budget**  
**Expenditure Detail with Job Class**

Budget Name: Alamogordo 2015-2016					Estimated Amt	Estimated FTE	Projected Amt	Projected FTE
FD	FN	OBJ	JOB	Description				
25153	2100	55813	0000	Employee Travel - Non-Teachers	300	0.00	250	0.00
25153	2100	56113	0000	Software	333	0.00	400	0.00
25153	2100	56118	0000	General Supplies and Materials	1,025	0.00	500	0.00
25153	2100	57332	0000	Supply Assets (\$5,000 or less)	217	0.00	515	0.00
<b>25153</b>	<b>2100</b>			<b>Total: Support Services-Students</b>	<b>576,571</b>	<b>2.50</b>	<b>422,049</b>	<b>2.50</b>
25153	2300			Support Services-General Administration				
25153	2300	53713	0000	Indirect Costs – Program Administration	9,022	0.00	20,451	0.00
<b>25153</b>	<b>2300</b>			<b>Total: Support Services-General Administration</b>	<b>9,022</b>	<b>0.00</b>	<b>20,451</b>	<b>0.00</b>
<b>25153</b>	<b>2000</b>			<b>Total: Support Services</b>	<b>585,593</b>	<b>2.50</b>	<b>442,500</b>	<b>2.50</b>
<b>25153</b>				<b>Total: Title XIX MEDICAID 3/21 Years</b>	<b>586,570</b>	<b>2.50</b>	<b>443,000</b>	<b>2.50</b>
25179				ALAMO DOD				
25179	1000			Instruction				
25179	1000	51100	1411	Salaries Expense: Teachers-Grades 1-12	33,120	1.00	34,003	1.00
25179	1000	51100	1610	Salaries Expense: Substitutes Professional Development	1,008	0.00	0	0.00
25179	1000	51100	1611	Salaries Expense: Substitutes-Sick Leave	3,088	0.00	0	0.00
25179	1000	52111	0000	Educational Retirement	4,604	0.00	0	0.00
25179	1000	52112	0000	ERA - Retiree Health	663	0.00	0	0.00
25179	1000	52210	0000	FICA Payments	2,005	0.00	0	0.00
25179	1000	52220	0000	Medicare Payments	469	0.00	0	0.00
25179	1000	52311	0000	Health and Medical Premiums	6,844	0.00	7,119	0.00
25179	1000	52312	0000	Life	29	0.00	30	0.00
25179	1000	52313	0000	Dental	374	0.00	380	0.00
25179	1000	52314	0000	Vision	76	0.00	78	0.00
25179	1000	52315	0000	Disability	56	0.00	56	0.00
25179	1000	52720	0000	Workers Compensation Employer's Fee	10	0.00	12	0.00
25179	1000	56118	0000	General Supplies and Materials	760	0.00	10,760	0.00
<b>25179</b>	<b>1000</b>			<b>Total: Instruction</b>	<b>53,106</b>	<b>1.00</b>	<b>52,438</b>	<b>1.00</b>
25179	2000			Support Services				
25179	2100			Support Services-Students				
25179	2100	51100	1214	Salaries Expense: Guidance Counselors/Social Workers	62,288	1.00	0	0.00
25179	2100	52111	0000	Educational Retirement	8,658	0.00	0	0.00
25179	2100	52112	0000	ERA - Retiree Health	1,246	0.00	0	0.00
25179	2100	52210	0000	FICA Payments	3,844	0.00	0	0.00
25179	2100	52220	0000	Medicare Payments	900	0.00	0	0.00
25179	2100	52312	0000	Life	29	0.00	0	0.00
25179	2100	52313	0000	Dental	374	0.00	0	0.00
25179	2100	52314	0000	Vision	50	0.00	0	0.00
25179	2100	52720	0000	Workers Compensation Employer's Fee	10	0.00	0	0.00
25179	2100	56118	0000	General Supplies and Materials	600	0.00	0	0.00
<b>25179</b>	<b>2100</b>			<b>Total: Support Services-Students</b>	<b>77,999</b>	<b>1.00</b>	<b>0</b>	<b>0.00</b>
25179	2300			Support Services-General Administration				
25179	2300	53713	0000	Indirect Costs – Program Administration	17,524	0.00	0	0.00
<b>25179</b>	<b>2300</b>			<b>Total: Support Services-General Administration</b>	<b>17,524</b>	<b>0.00</b>	<b>0</b>	<b>0.00</b>
25179	2400			Support Services-School Administration				
25179	2400	51100	1112	Salaries Expense: Principals	130,521	2.00	137,223	2.00
25179	2400	51100	1611	Salaries Expense: Substitutes-Sick Leave	2,100	0.00	0	0.00
25179	2400	51300	1112	Additional Compensation: Principals	10,000	0.00	10,000	0.00
25179	2400	52111	0000	Educational Retirement	19,388	0.00	20,466	0.00
25179	2400	52112	0000	ERA - Retiree Health	2,819	0.00	2,950	0.00
25179	2400	52210	0000	FICA Payments	8,655	0.00	9,130	0.00
25179	2400	52220	0000	Medicare Payments	2,025	0.00	2,135	0.00
25179	2400	52311	0000	Health and Medical Premiums	4,028	0.00	4,200	0.00
25179	2400	52312	0000	Life	60	0.00	70	0.00
25179	2400	52313	0000	Dental	200	0.00	200	0.00
25179	2400	52314	0000	Vision	50	0.00	50	0.00
25179	2400	52720	0000	Workers Compensation Employer's Fee	18	0.00	20	0.00
25179	2400	53330	0000	Professional Development	0	0.00	88,130	0.00
<b>25179</b>	<b>2400</b>			<b>Total: Support Services-School Administration</b>	<b>179,864</b>	<b>2.00</b>	<b>274,574</b>	<b>2.00</b>

**State of New Mexico**  
**Public School Operating Budget**  
**Expenditure Detail with Job Class**

Budget Name: Alamogordo 2015-2016					Estimated Amt	Estimated FTE	Projected Amt	Projected FTE
FD	FN	OBJ	JOB	Description				
<b>25179</b>	<b>2000</b>			<b>Total: Support Services</b>	<b>275,387</b>	<b>3.00</b>	<b>274,574</b>	<b>2.00</b>
<b>25179</b>				<b>Total: ALAMO DOD</b>	<b>328,493</b>	<b>4.00</b>	<b>327,012</b>	<b>3.00</b>
25254				DOD Education Activity				
25254	1000			Instruction				
25254	1000	51100	1610	Salaries Expense: Substitutes Professional Development	0	0.00	82,000	0.00
25254	1000	51300	1411	Additional Compensation: Teachers-Grades 1-12	0	0.00	32,500	0.00
25254	1000	52111	0000	Educational Retirement	0	0.00	4,518	0.00
25254	1000	52112	0000	ERA - Retiree Health	0	0.00	650	0.00
25254	1000	52210	0000	FICA Payments	0	0.00	7,099	0.00
25254	1000	52220	0000	Medicare Payments	0	0.00	1,660	0.00
25254	1000	53330	0000	Professional Development	0	0.00	225,000	0.00
25254	1000	53760	0000	Tuition For Concurrent Enrollment	0	0.00	52,935	0.00
25254	1000	56118	0000	General Supplies and Materials	0	0.00	3,720	0.00
25254	1000	57332	0000	Supply Assets (\$5,000 or less)	0	0.00	495,890	0.00
<b>25254</b>	<b>1000</b>			<b>Total: Instruction</b>	<b>0</b>	<b>0.00</b>	<b>905,972</b>	<b>0.00</b>
25254	2000			Support Services				
25254	2100			Support Services-Students				
25254	2100	51100	1211	Salaries Expense: Coordinator/Subject Matter Specialist	0	0.00	30,000	1.00
25254	2100	52111	0000	Educational Retirement	0	0.00	4,170	0.00
25254	2100	52112	0000	ERA - Retiree Health	0	0.00	600	0.00
25254	2100	52210	0000	FICA Payments	0	0.00	1,860	0.00
25254	2100	52220	0000	Medicare Payments	0	0.00	435	0.00
25254	2100	53414	0000	Other Services	0	0.00	10,000	0.00
<b>25254</b>	<b>2100</b>			<b>Total: Support Services-Students</b>	<b>0</b>	<b>0.00</b>	<b>47,065</b>	<b>1.00</b>
25254	2200			Support Services-Instruction				
25254	2200	51100	1217	Salaries Expense: Secretarial/Clerical/Technical Assistants	0	0.00	35,000	1.00
25254	2200	52111	0000	Educational Retirement	0	0.00	4,865	0.00
25254	2200	52112	0000	ERA - Retiree Health	0	0.00	700	0.00
25254	2200	52210	0000	FICA Payments	0	0.00	2,170	0.00
25254	2200	52220	0000	Medicare Payments	0	0.00	508	0.00
25254	2200	53414	0000	Other Services	0	0.00	85,000	0.00
<b>25254</b>	<b>2200</b>			<b>Total: Support Services-Instruction</b>	<b>0</b>	<b>0.00</b>	<b>128,243</b>	<b>1.00</b>
<b>25254</b>	<b>2000</b>			<b>Total: Support Services</b>	<b>0</b>	<b>0.00</b>	<b>175,308</b>	<b>2.00</b>
<b>25254</b>				<b>Total: DOD Education Activity</b>	<b>0</b>	<b>0.00</b>	<b>1,081,280</b>	<b>2.00</b>
<b>25000</b>				<b>Total: Federal Direct Grants</b>	<b>1,068,625</b>	<b>6.50</b>	<b>2,145,015</b>	<b>7.50</b>
27000				State Flow-through Grants				
27107				2012 GOBond Student Library SB-66				
27107	2000			Support Services				
27107	2200			Support Services-Instruction				
27107	2200	56114	0000	Library And Audio-Visual	25,496	0.00	62,376	0.00
<b>27107</b>	<b>2200</b>			<b>Total: Support Services-Instruction</b>	<b>25,496</b>	<b>0.00</b>	<b>62,376</b>	<b>0.00</b>
<b>27107</b>	<b>2000</b>			<b>Total: Support Services</b>	<b>25,496</b>	<b>0.00</b>	<b>62,376</b>	<b>0.00</b>
<b>27107</b>				<b>Total: 2012 GOBond Student Library SB-66</b>	<b>25,496</b>	<b>0.00</b>	<b>62,376</b>	<b>0.00</b>
27114				New Mexico Reads to Lead K-3				
27114	1000			Instruction				
27114	1000	51100	1610	Salaries Expense: Substitutes Professional Development	0	0.00	10,000	0.00
27114	1000	52210	0000	FICA Payments	0	0.00	620	0.00
27114	1000	52220	0000	Medicare Payments	0	0.00	145	0.00
27114	1000	53330	0000	Professional Development	0	0.00	33,235	0.00
27114	1000	56112	0000	Other Textbooks	0	0.00	90,000	0.00
27114	1000	56118	0000	General Supplies and Materials	0	0.00	20,000	0.00
27114	1000	57332	0000	Supply Assets (\$5,000 or less)	0	0.00	1,875	0.00
<b>27114</b>	<b>1000</b>			<b>Total: Instruction</b>	<b>0</b>	<b>0.00</b>	<b>155,875</b>	<b>0.00</b>
27114	2000			Support Services				
27114	2200			Support Services-Instruction				
27114	2200	53330	0000	Professional Development	0	0.00	4,000	0.00
<b>27114</b>	<b>2200</b>			<b>Total: Support Services-Instruction</b>	<b>0</b>	<b>0.00</b>	<b>4,000</b>	<b>0.00</b>
27114	2300			Support Services-General Administration				

**State of New Mexico**  
**Public School Operating Budget**  
**Expenditure Detail with Job Class**

<b>Budget Name: Alamogordo 2015-2016</b>					<b>Estimated Amt</b>	<b>Estimated FTE</b>	<b>Projected Amt</b>	<b>Projected FTE</b>
<b>FD</b>	<b>FN</b>	<b>OBJ</b>	<b>JOB</b>	<b>Description</b>				
27114	2300	53330	0000	Professional Development	0	0.00	1,000	0.00
27114	2300	53713	0000	Indirect Costs – Program Administration	0	0.00	1,625	0.00
<b>27114</b>	<b>2300</b>			<b>Total: Support Services-General Administration</b>	<b>0</b>	<b>0.00</b>	<b>2,625</b>	<b>0.00</b>
<b>27114</b>	<b>2000</b>			<b>Total: Support Services</b>	<b>0</b>	<b>0.00</b>	<b>6,625</b>	<b>0.00</b>
<b>27114</b>				<b>Total: New Mexico Reads to Lead K-3</b>	<b>0</b>	<b>0.00</b>	<b>162,500</b>	<b>0.00</b>
27166				Kindergarten-Three Plus				
27166	1000			Instruction				
27166	1000	51100	1411	Salaries Expense: Teachers-Grades 1-12	0	0.00	38,696	9.00
27166	1000	51100	1412	Salaries Expense: Teachers- Special Education	0	0.00	6,146	1.00
27166	1000	51100	1610	Salaries Expense: Substitutes Professional Development	0	0.00	1,394	0.00
27166	1000	51100	1711	Salaries Expense: Instructional Assistants-Grades 1-12	0	0.00	8,963	5.00
27166	1000	52111	0000	Educational Retirement	0	0.00	7,479	0.00
27166	1000	52112	0000	ERA - Retiree Health	0	0.00	1,076	0.00
27166	1000	52210	0000	FICA Payments	0	0.00	3,422	0.00
27166	1000	52220	0000	Medicare Payments	0	0.00	800	0.00
27166	1000	53711	0000	Other Charges	0	0.00	2,500	0.00
27166	1000	54311	0000	Maintenance & Repair - Furniture/Fixtures/Equipment	0	0.00	1,500	0.00
27166	1000	56118	0000	General Supplies and Materials	0	0.00	97,271	0.00
27166	1000	57332	0000	Supply Assets (\$5,000 or less)	0	0.00	10,000	0.00
<b>27166</b>	<b>1000</b>			<b>Total: Instruction</b>	<b>0</b>	<b>0.00</b>	<b>179,247</b>	<b>15.00</b>
27166	2000			Support Services				
27166	2100			Support Services-Students				
27166	2100	51100	1214	Salaries Expense: Guidance Counselors/Social Workers	0	0.00	6,465	1.00
27166	2100	51100	1215	Salaries Expense: Registered Nurses	0	0.00	6,233	1.00
27166	2100	52111	0000	Educational Retirement	0	0.00	1,765	0.00
27166	2100	52112	0000	ERA - Retiree Health	0	0.00	254	0.00
27166	2100	52210	0000	FICA Payments	0	0.00	787	0.00
27166	2100	52220	0000	Medicare Payments	0	0.00	184	0.00
<b>27166</b>	<b>2100</b>			<b>Total: Support Services-Students</b>	<b>0</b>	<b>0.00</b>	<b>15,688</b>	<b>2.00</b>
27166	2200			Support Services-Instruction				
27166	2200	51100	1211	Salaries Expense: Coordinator/Subject Matter Specialist	0	0.00	5,824	1.00
27166	2200	51100	1213	Salaries Expense: Library/Media Assistants	0	0.00	1,556	1.00
27166	2200	52111	0000	Educational Retirement	0	0.00	1,026	0.00
27166	2200	52112	0000	ERA - Retiree Health	0	0.00	148	0.00
27166	2200	52210	0000	FICA Payments	0	0.00	458	0.00
27166	2200	52220	0000	Medicare Payments	0	0.00	107	0.00
27166	2200	57332	0000	Supply Assets (\$5,000 or less)	0	0.00	10,000	0.00
<b>27166</b>	<b>2200</b>			<b>Total: Support Services-Instruction</b>	<b>0</b>	<b>0.00</b>	<b>19,119</b>	<b>2.00</b>
27166	2400			Support Services-School Administration				
27166	2400	51100	1112	Salaries Expense: Principals	0	0.00	2,853	1.00
27166	2400	51100	1217	Salaries Expense: Secretarial/Clerical/Technical Assistants	0	0.00	781	1.00
27166	2400	52111	0000	Educational Retirement	0	0.00	505	0.00
27166	2400	52112	0000	ERA - Retiree Health	0	0.00	73	0.00
27166	2400	52210	0000	FICA Payments	0	0.00	224	0.00
27166	2400	52220	0000	Medicare Payments	0	0.00	53	0.00
<b>27166</b>	<b>2400</b>			<b>Total: Support Services-School Administration</b>	<b>0</b>	<b>0.00</b>	<b>4,489</b>	<b>2.00</b>
<b>27166</b>	<b>2000</b>			<b>Total: Support Services</b>	<b>0</b>	<b>0.00</b>	<b>39,296</b>	<b>6.00</b>
<b>27166</b>				<b>Total: Kindergarten-Three Plus</b>	<b>0</b>	<b>0.00</b>	<b>218,543</b>	<b>21.00</b>
<b>27000</b>				<b>Total: State Flow-through Grants</b>	<b>25,496</b>	<b>0.00</b>	<b>443,419</b>	<b>21.00</b>
28000				State Direct Grants				
28190				GRADS - Instruction				
28190	1000			Instruction				
28190	1000	51100	1416	Salaries Expense: Teachers-Other Instruction	8,950	0.26	0	0.00
28190	1000	52111	0000	Educational Retirement	1,243	0.00	0	0.00
28190	1000	52112	0000	ERA - Retiree Health	179	0.00	0	0.00
28190	1000	52210	0000	FICA Payments	509	0.00	0	0.00
28190	1000	52220	0000	Medicare Payments	119	0.00	0	0.00
28190	1000	53330	0000	Professional Development	94	0.00	100	0.00



**State of New Mexico**  
**Public School Operating Budget**  
**Expenditure Detail with Job Class**

**Budget Name: Alamogordo 2015-2016**

FD	FN	OBJ	JOB	Description	Estimated Amt	Estimated FTE	Projected Amt	Projected FTE
28190	1000	53711	0000	Other Charges	0	0.00	400	0.00
28190	1000	55817	0000	Student Travel	0	0.00	500	0.00
28190	1000	56118	0000	General Supplies and Materials	42	0.00	700	0.00
28190	1000	57332	0000	Supply Assets (\$5,000 or less)	0	0.00	363	0.00
<b>28190</b>	<b>1000</b>			<b>Total: Instruction</b>	<b>11,136</b>	<b>0.26</b>	<b>2,063</b>	<b>0.00</b>
<b>28190</b>				<b>Total: GRADS - Instruction</b>	<b>11,136</b>	<b>0.26</b>	<b>2,063</b>	<b>0.00</b>
<b>28000</b>				<b>Total: State Direct Grants</b>	<b>11,136</b>	<b>0.26</b>	<b>2,063</b>	<b>0.00</b>
29000				Combined State/Local Grants				
29102				Private Dir Grants (Categorical)				
29102	3000			Operation of Non-Instructional Services				
29102	3100			Food Services Operations				
29102	3100	56118	0000	General Supplies and Materials	0	0.00	2,567	0.00
<b>29102</b>	<b>3100</b>			<b>Total: Food Services Operations</b>	<b>0</b>	<b>0.00</b>	<b>2,567</b>	<b>0.00</b>
<b>29102</b>	<b>3000</b>			<b>Total: Operation of Non-Instructional Services</b>	<b>0</b>	<b>0.00</b>	<b>2,567</b>	<b>0.00</b>
<b>29102</b>				<b>Total: Private Dir Grants (Categorical)</b>	<b>0</b>	<b>0.00</b>	<b>2,567</b>	<b>0.00</b>
<b>29000</b>				<b>Total: Combined State/Local Grants</b>	<b>0</b>	<b>0.00</b>	<b>2,567</b>	<b>0.00</b>
31100				Bond Building				
31100	4000			Capital Outlay				
31100	4000	53414	0000	Other Services	126,618	0.00	100,000	0.00
31100	4000	54500	0000	Construction Services	6,718,967	0.00	4,790,677	0.00
31100	4000	57111	0000	Land	0	0.00	50,000	0.00
31100	4000	57112	0000	Land Improvements	801,496	0.00	500,000	0.00
31100	4000	57331	0000	Fixed Assets (more than \$5,000)	143,267	0.00	200,000	0.00
31100	4000	57332	0000	Supply Assets (\$5,000 or less)	577,022	0.00	800,000	0.00
<b>31100</b>	<b>4000</b>			<b>Total: Capital Outlay</b>	<b>8,367,370</b>	<b>0.00</b>	<b>6,440,677</b>	<b>0.00</b>
<b>31100</b>				<b>Total: Bond Building</b>	<b>8,367,370</b>	<b>0.00</b>	<b>6,440,677</b>	<b>0.00</b>
31700				Capital Improvements SB-9				
31700	2000			Support Services				
31700	2300			Support Services-General Administration				
31700	2300	53712	0000	County Tax Collection Costs	12,568	0.00	16,000	0.00
<b>31700</b>	<b>2300</b>			<b>Total: Support Services-General Administration</b>	<b>12,568</b>	<b>0.00</b>	<b>16,000</b>	<b>0.00</b>
<b>31700</b>	<b>2000</b>			<b>Total: Support Services</b>	<b>12,568</b>	<b>0.00</b>	<b>16,000</b>	<b>0.00</b>
31700	4000			Capital Outlay				
31700	4000	53330	0000	Professional Development	0	0.00	4,000	0.00
31700	4000	54315	0000	Maintenance & Repair - Bldgs/Grnds/Equipment (SB-9)	346,020	0.00	100,000	0.00
31700	4000	54500	0000	Construction Services	572,717	0.00	1,508,114	0.00
31700	4000	56118	0000	General Supplies and Materials	368,742	0.00	400,000	0.00
31700	4000	57112	0000	Land Improvements	882,882	0.00	10,000	0.00
31700	4000	57311	0000	Vehicles General	59,636	0.00	50,000	0.00
31700	4000	57331	0000	Fixed Assets (more than \$5,000)	98,349	0.00	50,000	0.00
31700	4000	57332	0000	Supply Assets (\$5,000 or less)	297,402	0.00	30,000	0.00
<b>31700</b>	<b>4000</b>			<b>Total: Capital Outlay</b>	<b>2,625,748</b>	<b>0.00</b>	<b>2,152,114</b>	<b>0.00</b>
<b>31700</b>				<b>Total: Capital Improvements SB-9</b>	<b>2,638,316</b>	<b>0.00</b>	<b>2,168,114</b>	<b>0.00</b>
31900				Ed. Technology Equipment Act				
31900	4000			Capital Outlay				
31900	4000	53414	0000	Other Services	52,957	0.00	61,000	0.00
31900	4000	54315	0000	Maintenance & Repair - Bldgs/Grnds/Equipment (SB-9)	27,600	0.00	200,000	0.00
31900	4000	54416	0000	Communication Services	0	0.00	100,000	0.00
31900	4000	56113	0000	Software	62,922	0.00	50,000	0.00
31900	4000	56118	0000	General Supplies and Materials	25,893	0.00	115,463	0.00
31900	4000	57331	0000	Fixed Assets (more than \$5,000)	69,314	0.00	150,000	0.00
31900	4000	57332	0000	Supply Assets (\$5,000 or less)	264,012	0.00	350,000	0.00
<b>31900</b>	<b>4000</b>			<b>Total: Capital Outlay</b>	<b>502,698</b>	<b>0.00</b>	<b>1,026,463</b>	<b>0.00</b>
<b>31900</b>				<b>Total: Ed. Technology Equipment Act</b>	<b>502,698</b>	<b>0.00</b>	<b>1,026,463</b>	<b>0.00</b>
41000				Debt Services				
41000	2000			Support Services				
41000	2300			Support Services-General Administration				
41000	2300	53712	0000	County Tax Collection Costs	41,176	0.00	45,000	0.00

**State of New Mexico**  
**Public School Operating Budget**  
**Expenditure Detail with Job Class**

**Budget Name: Alamogordo 2015-2016**

FD	FN	OBJ	JOB	Description	Estimated Amt	Estimated FTE	Projected Amt	Projected FTE
<b>41000</b>	<b>2300</b>			<b>Total: Support Services-General Administration</b>	<b>41,176</b>	<b>0.00</b>	<b>45,000</b>	<b>0.00</b>
<b>41000</b>	<b>2000</b>			<b>Total: Support Services</b>	<b>41,176</b>	<b>0.00</b>	<b>45,000</b>	<b>0.00</b>
41000	5000			Debt Service				
41000	5000	58214	0000	Debt Service Reserve	0	0.00	3,793,654	0.00
41000	5000	58311	0000	Bond Principal Payment	3,435,000	0.00	3,470,000	0.00
41000	5000	58322	0000	Bond Interest Payment	822,567	0.00	786,865	0.00
<b>41000</b>	<b>5000</b>			<b>Total: Debt Service</b>	<b>4,257,567</b>	<b>0.00</b>	<b>8,050,519</b>	<b>0.00</b>
<b>41000</b>				<b>Total: Debt Services</b>	<b>4,298,743</b>	<b>0.00</b>	<b>8,095,519</b>	<b>0.00</b>
43000				Total Ed. Tech. Debt Services Sub-Fund				
43000	2000			Support Services				
43000	2300			Support Services-General Administration				
43000	2300	53712	0000	County Tax Collection Costs	3,240	0.00	3,500	0.00
<b>43000</b>	<b>2300</b>			<b>Total: Support Services-General Administration</b>	<b>3,240</b>	<b>0.00</b>	<b>3,500</b>	<b>0.00</b>
<b>43000</b>	<b>2000</b>			<b>Total: Support Services</b>	<b>3,240</b>	<b>0.00</b>	<b>3,500</b>	<b>0.00</b>
43000	5000			Debt Service				
43000	5000	58214	0000	Debt Service Reserve	0	0.00	385,564	0.00
43000	5000	58311	0000	Bond Principal Payment	440,000	0.00	270,000	0.00
43000	5000	58322	0000	Bond Interest Payment	21,316	0.00	33,638	0.00
<b>43000</b>	<b>5000</b>			<b>Total: Debt Service</b>	<b>461,316</b>	<b>0.00</b>	<b>689,202</b>	<b>0.00</b>
<b>43000</b>				<b>Total: Total Ed. Tech. Debt Services Sub-Fund</b>	<b>464,556</b>	<b>0.00</b>	<b>692,702</b>	<b>0.00</b>
				Total: Expenditure	64,498,365	725.13	72,345,861	795.91

# 2014-2015 Estimated SEG

DISTRICT: Alamogordo Public Schools

PED NO: 046

CHARTER: \_\_\_\_\_

COUNTY: Otero

Is this a Charter School? Y or N N

**Program Cost** [\(From the "2014-2015 FINAL FUND PROG COST" spreadsheet included in packet\)](#) \$ **41,531,848.35**  
**(NOT State Equalization Guarantee)**

**Receipts from Prior Fiscal Year** **June Only @ 100%**

Tax Levy: 41110; 41113; 41114	\$	66,078.37
Impact Aid: 44103	\$	0.00
Forest Reserve: 44204	\$	0.00

**(from PED 930F - 2013-2014 Final Reports)**

**Sub-Total June 2014 Receipts** \$ 66,078.37

**Total receipts from 3rd qtr. Receipts report (through March 2015):** **@ 100%**

Tax Levy: 41110; 41113; 41114	\$	181,920.56
Impact Aid: 44103	\$	746,271.64
Forest Reserve: 44204	\$	15,211.98

**(from 3rd Quarter Receipts Report)**

**Sub-Total July 2014 through March 2015 Receipts** \$ 943,404.18

**Receipts estimated (or actual) through May, 2015:** **@ 100%**

Tax Levy: 41110; 41113; 41114	\$	28,400.65
(Divide "Receipts-to-Date" by 9 and Multiply by 2) (verify Tax Levy through County Treasurer(s))		
Impact Aid: 44103	\$	0.00
(District should use the best available information.)		
Forest Reserve: 44204	\$	0.00
(District should use the best available information.) (DO NOT include an amount here if included in Receipts through March)		

**Sub-Total est. Receipts through May, 2015** \$ 28,400.65

**Grand Total of All Receipts** \$ 1,037,883.20

<b>75% of All Receipts:</b>	\$	<b>778,412.40</b>
<b>ENERGY EFFICIENCY ACT (Sub-Fund 31800)</b>	\$	<b>133,048.00</b>
<b>ENERGY EFFICIENCY &amp; RENEWABLE ENERGY ACT</b>	\$	<b>0.00</b>
<b>LESS: 2% Administrative Fee kept by District/Public Ed. Comm. (PEC) (if applicable)</b>		<b>0.00</b>

**NOTE: 2% only applies to Charter Schools; this number should be "0" for districts!!**

**STATE EQUALIZATION GUARANTEE (43101):** \$ 40,620,387.95

Enter SEG amount on  
Estimated Revenue

**2015-2016 STATE EQUALIZATION GUARANTEE COMPUTATION  
REVENUE ESTIMATE WORKSHEET  
BASED ON  
2014-2015 STARS FINAL 80/120 DAY AVERAGE**

District Name Alamogordo

District Number 46

	3Y DD	4Y DD	C & C-GIFTED	D & D-GIFTED	*BASIC	GRADE TOTAL	
<u>Kindergarten Program</u>							
PRE-K	67.00	69.00				136.00	
FDK			1.00	10.00	548.50	559.50	
<u>Basic Program</u>							
Grade 1			5.50	8.50	506.00	520.00	
Grade 2			4.00	4.50	492.00	500.50	
Grade 3			10.00	2.00	446.00	458.00	
Grade 4			5.00	3.50	479.50	488.00	
Grade 5			8.00	2.50	433.50	444.00	
Grade 6			16.00	16.50	391.50	424.00	
Grade 7			12.00	17.00	383.00	412.00	
Grade 8			15.00	21.00	377.00	413.00	
Grade 9			20.00	3.50	329.50	353.00	
Grade 10			16.00	0.50	388.00	404.50	
Grade 11			9.00	6.00	364.00	379.00	
Grade 12			9.50	7.50	337.50	354.50	
Totals	67.00	69.00	131.00	103.00	5,476.00		
*INCLUDE STUDENTS RECEIVING A/B SERVICES						PRE-K FTE	627.50
						TOTAL GRADES 1-12	5,150.50
						SUBTOTAL MEM	5,778.00
Charter School Mem (for District size calculations)						TOTAL MEM	5,778.00

Is this a Charter School?	N
Is this for the 40th Day?	N

	ECE FTE	COST INDEX	PROGRAM UNITS		
<u>Kindergarten</u>					
PRE-K and FDK	627.50	1.44	903.600	Kindergarten Units	903.600
<u>Basic Program (Grade Total)</u>					
Grade 01	520.00	1.20	624.000		
Grade 02	500.50	1.18	590.590		
Grade 03	458.00	1.18	540.440		
Grade 04	488.00	1.045	509.960		
Grade 05	444.00	1.045	463.980		
Grade 06	424.00	1.045	443.080		
Grade 07 *	412.00	1.25	515.000		
Grade 08 *	413.00	1.25	516.250		
Grade 09 *	353.00	1.25	441.250		
Grade 10 *	404.50	1.25	505.625		
Grade 11 *	379.00	1.25	473.750		
Grade 12 *	354.50	1.25	443.125		
<i>* Includes Vocational Weighting</i>					
				Basic Program Units	6,067.050

	MEM	Factor			
<u>Special Education</u>					
C & C-Gifted	131.00	1.00	131.000		
D & D-Gifted	103.00	2.00	206.000		
3 & 4 Yr. DD	122.00	2.00	244.000		
A/B MEM (Reg/Gft & Inc 3Y&4Y-12th)	792.50	0.70	554.750	Special Ed. Units	1,135.750
Adjusted Ancillary FTE	21.90	25.00		Ancillary FTE Units	547.500
				Total Special Education Units	1,683.250

	MEM	Factor			
<u>Elementary Fine Arts Program</u>					
	2,970.00	0.0500		Fine Arts Program Units	148.500

	HOURS	MEM	FTE	Factor		
<u>Bilingual Program</u>						
1			0.00			
2			0.00			
3			0.00			
Total Bilingual		0.00	0.00	0.500	Bilingual Units	0.000
<i>(May not total more than the no. of students in grades K-12.)</i>						

	MEM	Factor			
<u>Elementary P.E. Program</u>					
	604.00	0.060		Elementary P.E. Units	36.240

**2015-2016 STATE EQUALIZATION GUARANTEE COMPUTATION  
REVENUE ESTIMATE WORKSHEET  
BASED ON  
2014-2015 STARS FINAL 80/120 DAY AVERAGE**

			TOTAL MEMBERSHIP PROGRAM UNITS	8,838.640
			T & E Index (Oct 2014)	1.070
<u>National Board Certified Teachers</u>			ADJUSTED PROGRAM UNITS	9,457.345
	FTE:	Factor	National Board Certified Teachers Units:	1.500
	1.00	1.500		
<u>Size Adjustment Units</u>				
		UNITS	School Size Adjustment Units	54.398
Elementary/Mid/Jr. High		54.398	District Size <4,000 Adjustment Units	0.000
Senior High		0.000		0.000
District Size(<4,000)		0.000	District Size <200 Adjustment Units	0.000
				0.000
District Size(<200)		0.000	Rural Isolation Units	0.000
			New District Adjustment Units	0.000
<u>At-Risk Units</u>	At-risk index	MEM	At Risk Units	352.458
2015-2016:	0.061	5,778.00	Growth Units	0.000
<u>Charter Schools Student Activities</u>			Charter Schools Student Activities Units	0.000
(Districts Only)	MEM	Factor		0.000
	0.00	0.100	Home School Student Activities Units	0.000
<u>Home School Student Activities</u>				
(Districts Only)	MEM	Factor	Home School Student Program Units	0.250
	0.00	0.100		
<u>Home School Student Program Units</u>			TOTAL PROGRAM UNITS	9,865.951
(Districts Only)	# of Students	# of Classes	Factor	
	1.000	1.000	0.250	
			Save Harmless Units	0.000

GROWTH & SAVE HARMLESS CALCULATION DATA	
2014-15 Actual 40th Day MEM: (Enter the District Mem EXCLUDING Charter Mem)	5,855.50
2015-16 Projected MEM: (Enter the District Mem EXCLUDING Charter Mem)	5,875.50
2015-2016 Actual 40th MEM (Enter the District Mem EXCLUDING Charter Mem)	
Save-Harmless Data 2015-2016 40th Day TOTAL PROGRAM UNITS (Not Grand Total Program Units)	
Growth Data 2015-16 Operating Budget Calculation	0.000
Op-Bud takes 14-15 40 Day compared to 15-16 Mem Proj. FTE 40th Day Calculation	0.000
Takes Prior Year 40th-Day and compares to Current Year 40th-Day	

GRAND TOTAL UNITS	9,865.951
× Unit Value	\$4,027.75
PROGRAM COST	\$39,737,584.14
<u>Non-categorical Revenue Credits:</u>	
Tax Levy (41110, 41113, 41114)	\$279,911.00
Federal Impact Aid (44103)	\$746,271.64
Federal Forest Reserve (44204)	
Total Non-Cat Rev Credits	\$1,026,182.64
Less: 75% of Non-Categorical Revenue Credits	(\$769,636.98)
<u>Other Credits/Adjustments:</u>	
Energy Efficiency	
Energy Efficiency Renewable Bonds	
Other Misc Credits	
Total Other Credits	\$0.00
Less: Other Credits/Adjustments	\$0.00

STATE EQUALIZATION GUARANTEE	\$38,967,947.16
------------------------------	-----------------

**2015-2016 STATE EQUALIZATION GUARANTEE COMPUTATION  
REVENUE ESTIMATE WORKSHEET  
BASED ON  
2014-2015 STARS FINAL 80/120 DAY AVERAGE**

SIZE ADJUSTMENT UNITS:

PED 910B-5

**1. ELEMENTARY/MIDDLE SCHOOL/JUNIOR HIGH**

List each school with a projected MEM (Basic 1-9 and Operational Fund Early Childhood FTE EXCLUDING SPECIAL ED.) of less than 200.  
 $((200 - MEM)/200) \times (1.0 \times MEM) = \text{UNITS}$

SCHOOL NAME	CODE	GRADES	MEM	UNITS
High Rolls MTN ELM	57	PK-5	30.50	25.849
Holloman Middle	37	6-8	165.50	28.549
				0.000
				0.000
				0.000
				<u>0.000</u>
TOTAL ELEMENTARY/MIDDLE SCHOOL/JUNIOR HIGH UNITS				54.398

**2. SENIOR HIGH SCHOOL**

List each school with a projected MEM (Basic 7-12 EXCLUDING SP. ED.) of less than 400 (program units will be computed using the formula which yields the most units):

$((200 - MEM)/200) \times (2.0 \times MEM) = \text{UNITS}$  or  $((400 - MEM)/400) \times (1.6 \times MEM) = \text{UNITS}$

SCHOOL NAME	CODE	GRADES	MEM	UNITS
				0.000
				0.000
				0.000
				0.000
				0.000
				<u>0.000</u>
TOTAL SENIOR HIGH SCHOOL UNITS				0.000

**3. RURAL ISOLATION**

Based on district MEM (Basic 1-12, Special Education C and D, Non-Profit and Operational Fund Childhood FTE), a district is eligible for units if it has a MEM greater than 10,000 with a ratio of MEM to senior high schools less than 4,000:1.  
 $(4,000 - (MEM / \text{Eligible Senior High Schools})) \times 0.5 = \text{UNITS}$

Enter the number of approved senior high schools (exclude alternative schools):  N.A. 0.000  
 Enter the number of approved senior high schools not eligible for senior high size units:

**4. NEW DISTRICT ADJUSTMENT**

If district is eligible, enter YES in the appropriate box.

	YES?	UNITS
a. NEWLY CREATED SCHOOL DISTRICT $(MEM \text{ for current year}) \times .147 = \text{UNITS}$	<input type="text" value=""/>	0.000
b. DISTRICT WHOSE MEMBERSHIP DECREASES AS A RESULT OF A NEWLY CREATED DISTRICT $(MEM \text{ for prior year} - MEM \text{ for current year}) \times .17 = \text{UNITS}$	<input type="text" value=""/>	0.000

**PROPOSED OPERATING BUDGET CASH BALANCE  
FOR 2015-2016  
OPERATIONAL SUB-FUND ONLY  
DISTRICT**

**RESTRICTED AND UNRESTRICTED CASH BALANCE**

<b>AUDITED CASH BALANCE 6-30-14</b> : Amount will be obtained from the Audited Balance Sheet (Cash, Cash Equivalent, or Cash on Deposit, plus Investments.)	+	<b>\$5,244,145.00</b>
<b>INCLUDE OUTSTANDING LOANS AS OF JUNE 30, 2014</b>	-	<b>\$1,091,881.00</b>
<b>TOTAL CASH BALANCE 6-30-14</b>		<b>\$4,152,264.00</b>
<b>ESTIMATED TOTAL OPERATIONAL REVENUE 2014-2015 from OBMS (Excluding Cash Balance)</b> :	+	<b>\$41,888,904.00</b>
<b>ESTIMATED TOTAL OPERATIONAL EXPENDITURES 2014-2015 from OBMS:</b>	-	<b>(\$42,629,670.00)</b>
<b>PERMANENT CASH TRANSFERS (2014-2015 fiscal year)</b>	+/-	<b>\$0.00</b>
<b>TOTAL PROPOSED OPERATIONAL CASH BALANCE:</b>	=	<b>\$3,411,498.00</b>
<b>RESTRICTED 75% CREDITS (11112):</b>		
Enter the June 75% <b>estimated</b> from the June 30, 2014 75% Credit Data (Form 930F) provided in the workbook	-	<b>\$49,559.00</b>
<b>PROPOSED UNRESTRICTED OPER. CASH BALANCE (11111):</b>	=	<b>\$3,361,939.00</b>

**DISTRICT: Alamogordo Public Schools**  
**PED NO: '046**

NEW MEXICO STATE DEPARTMENT OF EDUCATION - BONDED INDEBTEDNESS RETIREMENT SCHEDULE								
District:	Alamogordo	County:	Osage	48	Financial Advisor:	Charles E. Casey		
Original Amount of Issue:	\$6,000,000	Date of Issue:	04/21/08	First Coupon:	02/01/10	First Maturity:	08/01/11	
Number of days between date of issue and first payment:	106	Accrued Interest and Premium Paid to District:	\$103,574.00	Certified Correct:	Date:	04/21/08		
ANNUAL PRINCIPAL		SEMI-ANNUAL INTEREST		PRINCIPAL		INTEREST		
Due Date	Amount Due	Interest Rate	Due Date	Amount Due	Redeemed To Date	Outstanding To Date	Paid To Date	Outstanding To Date
08/01/10			02/01/10	157,888.89		6,000,000.00	157,888.89	1,286,000.00
			08/01/10	101,500.00		6,000,000.00	259,388.89	1,184,500.00
			02/01/11	101,500.00		6,000,000.00	360,888.89	1,083,000.00
08/01/11	500,000	3.000%	08/01/11	101,500.00	500,000.00	5,500,000.00	462,388.89	981,500.00
			02/01/12	94,000.00	500,000.00	5,000,000.00	556,388.89	887,500.00
08/01/12	500,000	3.000%	08/01/12	94,000.00	1,000,000.00	5,000,000.00	650,388.89	793,500.00
			02/01/13	86,500.00	1,000,000.00	5,000,000.00	736,888.89	707,000.00
08/01/13	500,000	3.000%	08/01/13	86,500.00	1,500,000.00	4,500,000.00	823,388.89	620,500.00
			02/01/14	79,000.00	1,500,000.00	4,500,000.00	902,388.89	541,500.00
08/01/14	650,000	3.000%	08/01/14	79,000.00	2,150,000.00	3,850,000.00	981,388.89	462,500.00
			02/01/15	69,250.00	2,150,000.00	3,850,000.00	1,050,638.89	393,250.00
08/01/15	750,000	3.000%	08/01/15	69,250.00	2,900,000.00	3,100,000.00	1,119,888.89	324,000.00
			02/01/16	58,000.00	2,900,000.00	3,100,000.00	1,177,888.89	266,000.00
08/01/16	800,000	3.500%	08/01/16	58,000.00	3,700,000.00	2,300,000.00	1,236,888.89	208,000.00
			02/01/17	44,000.00	3,700,000.00	2,300,000.00	1,279,888.89	164,000.00
08/01/17	800,000	3.500%	08/01/17	44,000.00	4,500,000.00	1,500,000.00	1,328,888.89	120,000.00
			02/01/18	30,000.00	4,500,000.00	1,500,000.00	1,353,888.89	90,000.00
08/01/18	500,000	4.000%	08/01/18	30,000.00	5,000,000.00	1,000,000.00	1,383,888.89	60,000.00
			02/01/19	20,000.00	5,000,000.00	1,000,000.00	1,403,888.89	40,000.00
08/01/19	500,000	4.000%	08/01/19	20,000.00	5,500,000.00	500,000.00	1,423,888.89	20,000.00
			02/01/20	10,000.00	5,500,000.00	500,000.00	1,433,888.89	10,000.00
08/01/20	500,000	4.000%	08/01/20	10,000.00	6,000,000.00		1,443,888.89	
Totals:	\$6,000,000			\$1,443,888.89				

Bond Advising Company: Casey Financial Consulting  
 PO Box 58635  
 Albuquerque, NM 87167-6835  
 505-898-3155

21-Apr-09  
 04:33 PM

Callable: August 1, 2018 at par.  
 Paying Agent/Registrar:  
 Alamogordo Municipal School District No. 1  
 1211 Hawaii Ave.  
 Alamogordo, NM 88310  
 575-812-6000

SDE 996



NEW MEXICO STATE DEPARTMENT OF EDUCATION - BONDED INDEBTEDNESS RETIREMENT SCHEDULE								
District:	Alamogordo	County:	Osage	46	Financial Advisor:	Charles E. Casey		
Original Amount of Issue:	\$4,000,000	Date of Issue:	02/23/10	First Coupon:	02/01/11	First Maturity:	08/01/11	
Number of days between date of Issue and first payment:	108	Accrued Interest and Premium Paid to District:	\$85,237.50	Certified Correct:	Date:		06/23/10	
ANNUAL PRINCIPAL		SEMI-ANNUAL INTEREST		PRINCIPAL		INTEREST		
Due Date	Amount Due	Interest Rate	Due Date	Amount Due	Redeemed To Date	Outstanding To Date	Paid To Date	Outstanding To Date
08/01/11	750,000	2.000%	02/01/11	75,697.92		4,000,000.00	75,697.92	197,812.50
			08/01/11	40,312.50	750,000.00	3,250,000.00	116,010.42	157,500.00
			02/01/12	32,812.50	750,000.00	3,250,000.00	148,822.92	124,687.50
08/01/12	750,000	2.000%	08/01/12	32,812.50	1,500,000.00	2,500,000.00	181,635.42	91,875.00
			02/01/13	25,312.50	1,500,000.00	2,500,000.00	206,947.92	66,562.50
08/01/13	1,000,000	2.000%	08/01/13	25,312.50	2,500,000.00	1,500,000.00	232,260.42	41,250.00
			02/01/14	15,312.50	2,500,000.00	1,500,000.00	247,572.92	25,937.50
08/01/14	1,000,000	2.000%	08/01/14	15,312.50	3,500,000.00	500,000.00	262,885.42	10,625.00
			02/01/15	5,312.50	3,500,000.00	500,000.00	268,197.92	5,312.50
08/01/15	500,000	2.125%	08/01/15	5,312.50	4,000,000.00		273,510.42	
	\$4,000,000			\$273,510.42				

Bond Advising Company: Casey Financial Consulting  
 PO Box 56635  
 Albuquerque, NM 87187-6635  
 505-898-3165

23-Jun-10  
 08:39 AM

Callable: Non-callable  
 Paying Agent/Registrar:  
 Alamogordo Municipal School District No. 1  
 1211 Hawaii Ave.  
 Alamogordo, NM 88310  
 575-812-6000

SDE 996


NEW MEXICO STATE DEPARTMENT OF EDUCATION - BONDED INDEBTEDNESS RETIREMENT SCHEDULE								
District:	Alamogordo	County:	Osceola	46	Financial Advisor:	Charles E. Casey		
Original Amount of Issue:	\$10,000,000	Date of Issue:	01/18/11		First Coupon:	08/01/11	First Maturity:	08/01/21
Number of days between date of issue and first payment:	108	Accrued Interest and Premium Paid to District:	\$152,060.00		Certified Correct:	Date: 01/18/11		
ANNUAL PRINCIPAL		SEMI-ANNUAL INTEREST		PRINCIPAL		INTEREST		
Due Date	Amount Due	Interest Rate	Due Date	Amount Due	Redeemed To Date	Outstanding To Date	Paid To Date	Outstanding To Date
08/01/11			02/01/11			10,000,000.00		2,300,056.60
			08/01/11	166,931.60		10,000,000.00	166,931.60	2,133,125.00
08/01/12	425,000	2.000%	02/01/12	155,687.50		10,000,000.00	322,819.10	1,977,437.50
			08/01/12	165,687.50	425,000.00	9,575,000.00	478,306.60	1,821,750.00
08/01/13	700,000	2.000%	02/01/13	151,437.50	425,000.00	9,575,000.00	629,744.10	1,670,312.50
			08/01/13	151,437.50	1,125,000.00	8,875,000.00	781,181.60	1,518,876.00
08/01/14	225,000	2.000%	02/01/14	144,437.50	1,125,000.00	8,875,000.00	925,619.10	1,374,437.50
			08/01/14	144,437.50	1,350,000.00	8,650,000.00	1,070,056.60	1,230,000.00
08/01/15	850,000	2.500%	02/01/15	142,187.50	1,350,000.00	8,650,000.00	1,212,244.10	1,087,812.50
			08/01/15	142,187.50	2,200,000.00	7,800,000.00	1,334,431.60	945,625.00
08/01/16	1,300,000	2.500%	02/01/16	131,562.50	2,200,000.00	7,800,000.00	1,485,994.10	814,062.50
			08/01/16	131,562.50	3,500,000.00	6,500,000.00	1,617,556.60	682,500.00
08/01/17	1,500,000	3.000%	02/01/17	115,312.50	3,500,000.00	6,500,000.00	1,732,869.10	567,187.50
			08/01/17	115,312.50	5,000,000.00	6,000,000.00	1,848,181.60	451,875.00
08/01/18	1,000,000	4.000%	02/01/18	92,812.50	5,000,000.00	5,000,000.00	1,940,894.10	359,062.50
			08/01/18	92,812.50	6,000,000.00	4,000,000.00	2,033,806.60	266,250.00
08/01/19	1,500,000	4.000%	02/01/19	72,812.50	6,000,000.00	4,000,000.00	2,106,619.10	183,437.50
			08/01/19	72,812.50	7,500,000.00	2,500,000.00	2,179,431.60	120,625.00
08/01/20	1,600,000	3.375%	02/01/20	42,812.50	7,500,000.00	2,500,000.00	2,222,244.10	77,812.50
			08/01/20	42,812.50	9,000,000.00	1,000,000.00	2,265,056.60	35,000.00
08/01/21	1,000,000	3.500%	02/01/21	17,500.00	9,000,000.00	1,000,000.00	2,282,556.60	17,500.00
			08/01/21	17,500.00	10,000,000.00		2,300,056.60	
	\$10,000,000			\$2,300,056.60				

Bond Advising Company: Casey Financial Consulting  
 PO Box 56635  
 Albuquerque, NM 87187-6635  
 505-898-3185

18-Jan-11  
 06:40 AM

Callable: August 1, 2019 at par  
 Paying Agent/Registrar: Alamogordo Municipal School District No. 1  
 1211 Hawaii Ave.  
 Alamogordo, NM 88310  
 575-812-6000

SDE 996

NEW MEXICO STATE DEPARTMENT OF EDUCATION - BONDED INDEBTEDNESS RETIREMENT SCHEDULE										
District:	Alamogordo		County:	Ctero		45	Financial Advisor:	Charles E. Casey		
Original Amount of Issue:	\$1,330,000		Date of Issue:	08/23/11		First Coupon:	02/01/12		First Maturity:	08/01/12
Number of days between date of issue and first payment:	106		Accrued Interest and Premium Paid to District:			Certified Correct:			Date:	08/23/11
ANNUAL PRINCIPAL			SEMI-ANNUAL INTEREST			PRINCIPAL		INTEREST		
Due Date	Amount Due	Interest Rate	Due Date	Amount Due	Redeemed To Date	Outstanding To Date	Paid To Date	Outstanding To Date		
08/01/12	125,000	1.460%	02/01/12	10,293.04		1,330,000.00	10,293.04	67,906.25		
			08/01/12	11,728.25	125,000.00	1,205,000.00	22,019.29	56,180.00		
08/01/13	275,000	1.400%	02/01/13	10,820.00	125,000.00	1,205,000.00	32,838.29	45,360.00		
			08/01/13	10,820.00	400,000.00	930,000.00	43,658.29	34,540.90		
08/01/14	440,000	1.600%	02/01/14	8,895.00	400,000.00	930,000.00	52,554.29	25,645.00		
			08/01/14	8,895.00	840,000.00	490,000.00	61,449.29	16,760.00		
08/01/15	260,000	1.900%	02/01/15	5,375.00	840,000.00	490,000.00	66,824.29	11,375.00		
			08/01/15	5,375.00	1,090,000.00	240,000.00	72,199.29	5,000.00		
08/01/16	240,000	2.500%	02/01/16	3,000.00	1,090,000.00	240,000.00	75,199.29	3,000.00		
			08/01/16	3,000.00	1,330,000.00		78,199.29			
Totals:	\$1,330,000			\$78,199.29						

Bond Advising Company: Casey Financial Consulting  
 PO Box 58635  
 Albuquerque, NM 87187-6635  
 505-598-3165

23-Aug-11  
 04:58 PM

Callable: Non-callable  
 Paying Agent/Registrar: The Bank of Albuquerque, N.A.  
 Corporate Trust Department  
 201 3rd St. NW, Suite 1400  
 Albuquerque, NM 87102  
 (505) 222-8457

SDE 996

EDUCATION TECHNOLOGY

# Alamogordo Municipal School District No. 1

General Obligation School Bonds

Series 2012

## Debt Service Schedule

Date	Principal	Coupon	Interest <sup>A</sup>	Total Paid
08/01/2012	-	-	-	-
02/01/2013	-	-	71,070.83	71,070.83
08/01/2013	350,000.00	1.500%	57,625.00	407,625.00
02/01/2014	-	-	55,000.00	55,000.00
08/01/2014	350,000.00	1.500%	55,000.00	405,000.00
02/01/2015	-	-	52,375.00	52,375.00
08/01/2015	100,000.00	1.500%	52,375.00	152,375.00
02/01/2016	-	-	51,625.00	51,625.00
08/01/2016	125,000.00	1.500%	51,625.00	176,625.00
02/01/2017	-	-	50,687.50	50,687.50
08/01/2017	25,000.00	1.500%	50,687.50	75,687.50
02/01/2018	-	-	50,500.00	50,500.00
08/01/2018	300,000.00	2.000%	50,500.00	350,500.00
02/01/2019	-	-	47,500.00	47,500.00
08/01/2019	300,000.00	2.000%	47,500.00	347,500.00
02/01/2020	-	-	44,500.00	44,500.00
08/01/2020	450,000.00	2.000%	44,500.00	494,500.00
02/01/2021	-	-	40,000.00	40,000.00
08/01/2021	1,000,000.00	2.000%	40,000.00	1,040,000.00
02/01/2022	-	-	30,000.00	30,000.00
08/01/2022	1,000,000.00	2.000%	30,000.00	1,030,000.00
02/01/2023	-	-	20,000.00	20,000.00
08/01/2023	1,000,000.00	2.000%	20,000.00	1,020,000.00
02/01/2024	-	-	10,000.00	10,000.00
08/01/2024	1,000,000.00	2.000%	10,000.00	1,010,000.00
02/01/2025	-	2.000%	-	-
<b>Total</b>	<b>\$6,000,000.00</b>	<b>-</b>	<b>\$1,033,070.83</b>	<b>\$7,033,070.83</b>

### Yield Statistics

Bond Year Dollars	\$52,175.00
Average Life	8.696 Years
Average Coupon	1.9800112%
Net Interest Cost (NIC)	1.8303207%
True Interest Cost (TIC)	1.8143458%
Bond Yield for Arbitrage Purposes	1.7516051%
All Inclusive Cost (AIC)	1.8143458%

### IRS Form 8038

Net Interest Cost	1.7449943%
Weighted Average Maturity	8.676 Years

Series 2012 FINAL | SINGLE PURPOSE | 6/16/2012 | 10:47 AM

**Alamogordo Municipal School District No. 1**

**General Obligation School Bonds**

Series 2013

**Debt Service Schedule**

Date	Principal	Coupon	Interest	Total P+I
08/01/2013	240,000.00	2.000%	36,805.56	276,805.56
02/01/2014	-	-	50,600.00	50,600.00
08/01/2014	435,000.00	2.000%	59,600.00	485,600.00
02/01/2015	-	-	46,250.00	46,250.00
08/01/2015	350,000.00	2.000%	46,250.00	396,250.00
02/01/2016	-	-	42,750.00	42,750.00
08/01/2016	225,000.00	2.000%	42,750.00	267,750.00
02/01/2017	-	-	40,500.00	40,500.00
08/01/2017	25,000.00	2.000%	40,500.00	65,500.00
02/01/2018	-	-	40,250.00	40,250.00
08/01/2018	275,000.00	2.000%	40,250.00	315,250.00
02/01/2019	-	-	37,500.00	37,500.00
08/01/2019	300,000.00	2.000%	37,500.00	337,500.00
02/01/2020	-	-	34,500.00	34,500.00
08/01/2020	400,000.00	2.000%	34,500.00	434,500.00
02/01/2021	-	-	30,500.00	30,500.00
08/01/2021	200,000.00	2.000%	30,500.00	230,500.00
02/01/2022	-	-	28,500.00	28,500.00
08/01/2022	550,000.00	2.000%	28,500.00	578,500.00
02/01/2023	-	-	23,000.00	23,000.00
08/01/2023	800,000.00	2.000%	23,000.00	823,000.00
02/01/2024	-	-	15,000.00	15,000.00
08/01/2024	600,000.00	2.500%	15,000.00	615,000.00
02/01/2025	-	-	7,500.00	7,500.00
08/01/2025	600,000.00	2.500%	7,500.00	607,500.00
02/01/2026	-	2.500%	-	-
<b>Total</b>	<b>\$5,000,000.00</b>	<b>-</b>	<b>\$830,505.56</b>	<b>\$5,830,505.56</b>

**Yield Statistics**

Bond Year Dollars	\$37,971.11
Average Life	7.594 Years
Average Coupon	2.1872037%
Net Interest Cost (NIC)	1.8580061%
True Interest Cost (TIC)	1.8234177%
Bond Yield for Arbitrage Purposes	1.6280816%
All Inclusive Cost (AIC)	1.8234177%

**IRS Form 8038**

Net Interest Cost	1.7056788%
Weighted Average Maturity	7.592 Years

Series 2013 Final | SINGLE PURPOSE | 2/20/2013 | 11:35 AM

# Alamogordo Municipal School District No. 1

## General Obligation School Bonds

Series 2014

### Debt Service Schedule

Date	Principal	Coupon	Interest	Total P+I
08/01/2014	25,000.00	1.000%	35,048.13	60,048.13
02/01/2015	-	-	49,943.75	49,943.75
08/01/2015	350,000.00	1.000%	49,943.75	399,943.75
02/01/2016	-	-	48,193.75	48,193.75
08/01/2016	225,000.00	1.000%	48,193.75	273,193.75
02/01/2017	-	-	47,068.75	47,068.75
08/01/2017	25,000.00	1.000%	47,068.75	72,068.75
02/01/2018	-	-	46,943.75	46,943.75
08/01/2018	225,000.00	1.000%	46,943.75	271,943.75
02/01/2019	-	-	45,818.75	45,818.75
08/01/2019	250,000.00	2.000%	45,818.75	295,818.75
02/01/2020	-	-	43,318.75	43,318.75
08/01/2020	300,000.00	2.000%	43,318.75	343,318.75
02/01/2021	-	-	40,318.75	40,318.75
08/01/2021	200,000.00	2.000%	40,318.75	240,318.75
02/01/2022	-	-	38,318.75	38,318.75
08/01/2022	700,000.00	2.000%	38,318.75	738,318.75
02/01/2023	-	-	31,318.75	31,318.75
08/01/2023	650,000.00	2.050%	31,318.75	681,318.75
02/01/2024	-	-	24,656.25	24,656.25
08/01/2024	500,000.00	2.250%	24,656.25	524,656.25
02/01/2025	-	-	19,031.25	19,031.25
08/31/2025	550,000.00	2.375%	19,031.25	569,031.25
02/01/2026	-	-	12,500.00	12,500.00
08/01/2026	1,000,000.00	2.500%	12,500.00	1,012,500.00
02/01/2027	-	2.500%	-	-
<b>Total</b>	<b>\$5,000,000.00</b>	<b>-</b>	<b>\$929,910.63</b>	<b>\$5,929,910.63</b>

#### Yield Statistics

Bond Year Dollars	\$42,475.00
Average Life	8.495 Years
Average Coupon	2.1893128%
Net Interest Cost (NIC)	2.1180768%
True Interest Cost (TIC)	2.1021468%
Bond Yield for Arbitrage Purposes	2.0619203%
All Inclusive Cost (AIC)	2.1021468%

#### IRS Form 8038

Net Interest Cost	2.0669838%
Weighted Average Maturity	8.477 Years

NEW MEXICO STATE DEPARTMENT OF EDUCATION - BONDED INDEBTEDNESS RETIREMENT SCHEDULE								
District:	Alamogordo	County:	Otero	46	Financial Advisor:	Charles E. Casey		
Original Amount of issue:	\$1,500,000	Date of issue:	10/21/14		First Coupon:	02/01/15	First Maturity:	08/01/15
Number of days between date of issue and first payment:	106	Accrued Interest and Premium Paid to District:	\$27,808.15		Certified Correct:	Date: 10/21/14		
ANNUAL PRINCIPAL		SEMI-ANNUAL INTEREST		PRINCIPAL		INTEREST		
Due Date	Amount Due	Interest Rate	Due Date	Amount Due	Redeemed To Date	Outstanding To Date	Paid To Date	Outstanding To Date
			02/01/15	7,045.14		1,500,000.00	7,045.14	98,043.75
08/01/15	20,000	1.000%	08/01/15	12,581.25	20,000.00	1,480,000.00	19,726.39	85,362.50
			02/01/16	12,581.25	20,000.00	1,480,000.00	32,307.64	72,781.25
08/01/16	125,000	0.050%	08/01/16	12,581.25	145,000.00	1,355,000.00	44,888.89	60,200.00
			02/01/17	12,550.00	145,000.00	1,355,000.00	57,438.89	47,650.00
08/01/17	200,000	1.000%	08/01/17	12,550.00	345,000.00	1,155,000.00	69,988.89	35,100.00
			02/01/18	11,550.00	345,000.00	1,155,000.00	81,538.89	23,550.00
08/01/18	555,000	2.000%	08/01/18	11,550.00	900,000.00	600,000.00	93,088.89	12,000.00
			02/01/19	6,000.00	900,000.00	600,000.00	99,088.89	6,000.00
08/01/19	600,000	2.000%	08/01/19	6,000.00	1,500,000.00		105,088.89	
Totals:	\$1,500,000			\$105,088.89				

Bond Advising Company: Casey Financial Consulting  
 PO Box 56636  
 Albuquerque, NM 87157-6635  
 505-898-3165

21-Oct-14  
 10:13 PM

Callable: Non-callable  
 Paying Agent/Registrar: The Bank of Albuquerque, N.A.  
 Corporate Trust Department  
 201 3rd St. NW, Suite 1400  
 Albuquerque, NM 87102  
 (505) 222-8447

SDE 996

EDUCATION TECHNOLOGY

**NEW MEXICO STATE DEPARTMENT OF EDUCATION - BONDED INDEBTEDNESS RETIREMENT SCHEDULE**

District: Alamogordo	County: Otero	46	Financial Advisor: Charles E. Casey
Original Amount of Issue: \$5,565,000	Date of issue: 03/24/15	First Coupon: 08/01/15	First Maturity: 08/01/15
Number of days between date of issue and first payment: 127	Accrued Interest and Premium Paid to District: \$63,983.27	Certified Correct: <i>Charles Casey</i>	Date: 03/27/15

ANNUAL PRINCIPAL			SEMI-ANNUAL INTEREST		PRINCIPAL		INTEREST	
Due Date	Amount Due	Interest Rate	Due Date	Amount Due	Redeemed To Date	Outstanding To Date	Paid To Date	Outstanding To Date
08/01/15	570,000	2.000%	08/01/15	39,429.97	570,000.00	5,565,000.00	39,429.97	529,529.97
			02/01/16	50,185.00	570,000.00	4,995,000.00	89,614.97	490,100.00
08/01/16	800,000	2.000%	08/01/16	50,185.00	1,370,000.00	4,995,000.00	139,799.97	439,915.00
			02/01/17	42,185.00	1,370,000.00	4,195,000.00	181,984.97	389,730.00
08/01/17	775,000	2.000%	08/01/17	42,185.00	2,145,000.00	4,195,000.00	224,169.97	347,545.00
			02/01/18	34,435.00	2,145,000.00	3,420,000.00	258,604.97	305,360.00
08/01/18	645,000	2.000%	08/01/18	34,435.00	2,790,000.00	3,420,000.00	293,039.97	270,925.00
			02/01/19	27,985.00	2,790,000.00	2,775,000.00	321,024.97	236,490.00
08/01/19	345,000	2.000%	08/01/19	27,985.00	3,135,000.00	2,775,000.00	349,009.97	208,505.00
			02/01/20	24,535.00	3,135,000.00	2,430,000.00	373,544.97	180,520.00
08/01/20	500,000	2.000%	08/01/20	24,535.00	3,635,000.00	2,430,000.00	398,079.97	155,985.00
			02/01/21	19,535.00	3,635,000.00	1,930,000.00	417,614.97	131,450.00
08/01/21	200,000	2.000%	08/01/21	19,535.00	3,835,000.00	1,930,000.00	437,149.97	111,915.00
			02/01/22	17,535.00	3,835,000.00	1,730,000.00	454,684.97	92,380.00
08/01/22	375,000	2.000%	08/01/22	17,535.00	4,210,000.00	1,730,000.00	472,219.97	74,845.00
			02/01/23	13,785.00	4,210,000.00	1,355,000.00	486,004.97	57,310.00
08/01/23	385,000	2.000%	08/01/23	13,785.00	4,595,000.00	1,355,000.00	499,789.97	43,525.00
			02/01/24	9,935.00	4,595,000.00	970,000.00	509,724.97	29,740.00
08/01/24	500,000	2.000%	08/01/24	9,935.00	5,095,000.00	970,000.00	519,659.97	19,805.00
			02/01/25	4,935.00	5,095,000.00	470,000.00	524,594.97	9,870.00
08/01/25	470,000	2.100%	08/01/25	4,935.00	5,565,000.00	470,000.00	529,529.97	4,935.00
<b>Totals:</b>	<b>\$5,565,000</b>			<b>\$529,529.97</b>				

Bond Advising Company: Casey Financial Consulting  
 PO Box 56635  
 Albuquerque, NM 87187-6635  
 505-898-3165

Callable: August 1, 2023 at par  
 Paying Agent/Register: BOKF, N.A. dba Bank of Albuquerque  
 Corporate Trust Department  
 201 3rd St. NW, Suite 1400  
 Albuquerque, NM 87102  
 (505) 222-8447

SDE 996

27-Mar-15  
 09:01 AM


*Use to reference 2006 Series and  
 Sell final \$4 million of 2012 Election*




**APPROVAL OF THE SCHOOL DISTRICT OPERATING BUDGET  
IN ACCORDANCE WITH SECTIONS 22-8-10, 22-8-11, AND 22-8-41,  
N.M.S.A., 1978 COMPILATION**


The Budget for the school district named below is approved from *July 1, 2015* through *June 30, 2016*.

This Operating Budget was approved at a scheduled local Board of Education meeting open to the public on June 17, 2015.

  
\_\_\_\_\_  
Board President

\_\_\_\_\_  
Board Vice-President


  
\_\_\_\_\_  
Board Secretary

  
\_\_\_\_\_  
Board Member

\_\_\_\_\_  
Board Member

\_\_\_\_\_  
Board Member

\_\_\_\_\_  
Board Member

  
\_\_\_\_\_  
Superintendent

  
\_\_\_\_\_  
District Business Manager

\_\_\_\_\_  
PED Program Consultant

\_\_\_\_\_  
PED Executive Budget Analyst

\_\_\_\_\_  
PED SBFAB Director

\_\_\_\_\_  
PED Deputy Cabinet Secretary Finance and Operations

COMMENTS:

\_\_\_\_\_  
\_\_\_\_\_  
\_\_\_\_\_  
\_\_\_\_\_

CODICIL(S) ATTACHED     YES     NO

CODICIL(S) REMOVED: \_\_\_\_\_

DATE CODICIL(S) REMOVED: \_\_\_\_\_

COUNTY: OTERO    DISTRICT: ALAMOGORDO    PED #046

## WORKSHEET IV INSTRUCTIONS

The **Worksheet IV** form was designed to compare current year salaries to projected salaries for both base and contract amounts for returning staff in order to compute average salary increases.

In order to ensure that this form is utilized and presented properly, we ask that you take the time to look through the instructions for each column before filling out "WORKSHEET IV" form.

*1st Untitled column* Name of Employee - self-explanatory.

*2nd Untitled column* Job Class No. 2014-2015 - The only eligible job class numbers allowed to be used on this form are located on the "Page 2 Computation for 470 Entry" or "Page 2 Computation for 1200 Entry" tab.

*3rd Untitled column* Degree 2014-2015 - Used to determine placement on the salary schedule, using current degree status.

**Column 1** Oper. FTE - designed to capture the FTE paid through the **OPERATIONAL FUND**. This is the only column used to capture this information for the two years being compared, so **it must be used for only those RETURNING FTEs that are expected (and budgeted) for the upcoming school year**. If a position is currently vacant or an employee is not expected to return, they should not be included on this form.

**Column 2** Actual Base Salary Paid 2014-2015 - To show the actual amount expected to be paid to an employee for the current year - NOT THE SALARY FROM THE SALARY SCHEDULE. Although this amount may match the salary schedule, it may not match due to late beginning employees. Adjustments will be made in column 3.

**Column 3** Add Adj. for Late Beginners 2014-2015 - used as an adjustment for those employees who started after the beginning of the year, but who are expected to return (and are budgeted) for the upcoming school year. This adjustment should bring an employee's salary up to the level they would have received, had they been there the full year.

**Column 4** Other Funds FTE - designed to capture the part of the FTE that was not paid through the OPERATIONAL FUND. This is the only column used to capture this information for the two years being compared, so **it must be used only for those RETURNING FTEs that are expected (and budgeted) for the upcoming school year**. If a position is currently vacant or an employee is not expected to return, they should not be included on this form. FTEs reported here MUST have a portion of the FTE paid through the OPERATIONAL FUND.

**Column 5** Other Funds Base Salary Paid 2014-2015 - To show the actual amount expected to be paid to an employee for the current year - NOT THE SALARY FROM THE SALARY SCHEDULE. Although this amount may match the salary schedule, it may not change due to late beginning employees. Adjustments will be made in column 3.

**Column 6** FTE - Automatically adds the Oper. FTE (Column 1) and Other Funds FTE (Column 4).

**Column 7** TOTAL Contract Salary 2014-2015 - Adds Column 2, 3, and 5 to give a true annual salary. This number is automatically calculated and is needed to show a true comparison to the proposed annual salary.

**Column 8** Oper. FTE - Repeat of column 1; will carry over automatically.

**Column 9** PROPOSED Base Salary 2015-2016 - to show the amount expected to be paid through the OPERATIONAL FUND to an employee for the proposed year - every position will be proposed and budgeted assuming full-year employment.

**Column 10** Other Funds FTE - Repeat of column 4; will carry over automatically.

**Column 11** OTHER FUNDS Base Salary 2015-2016 - to show the portion of their salary expected to be paid through OTHER FUNDS to an employee for the proposed year - every position will be proposed and budgeted assuming full-year employment.

**Column 12** FTE - Automatically adds the Oper. FTE (Column 8) and Other Funds FTE (Column 10).

**Column 13** TOTAL Contract Salary Base 2015-2016 - Adds the TOTAL Oper. Base figure (Col. 9) and TOTAL Other Funds Base figure (Col. 11) for the Proposed year. This number is automatically calculated.

**Column 14** Total \$ Increase - The difference between the proposed year's (2015-2016) contract amount (col. 13) and the current year's (2014-2015) contract amount (col. 7). This number is automatically calculated.

**Column 15** Total % Increase - The percentage difference between the total increase (col. 14) and the current year's (2014-2015) contract amount (col. 7). This number is automatically calculated.

**WORKSHEET IV**  
**INSTRUCTIONS / NON-INSTRUCTIONAL AVERAGE SALARY COMPUTATION**  
**2015-2016**

List only personnel whose salaries are charged totally or in part to the Operational Fund (11000) from the following object codes. Descriptions are provided.

Job Class No.	Description
1111	Superintendent
1112	Principals
1113	Administrative Associates
1114	Administrative Assistants
1115	Assoc. Supt.-Fin./Business Manager
1211	Coordinator/Subject Matter Specialists
1212	Library/Media Specialists
1213	Library/Media Assistants
1214	Guidance Counselors/Social Workers
1215	Registered Nurses
1216	Health Assistants
1217	Secretarial/Clerical/Technical Asstnts
1218	School/Student Support
1219	Duty Personnel
1220	Business Office Support
1311	Diagnosticians
1312	Speech Therapists
1313	Occupational Therapists
1314	Therapists
1315	Psychologists
1316	Audiologists

Job Class No.	Description
1317	Interpreters
1318	Specialists
1319	Bus Assistants
1511	Data Processing
1614	Maintenance
1615	Custodial
1616	Warehouse/Delivery
1617	Food Service
1618	Athletic Salaries
1619	Adult Education
1620	Recreation
1621	Summer School/After School
1622	Bus Drivers
1623	Crosswalk Guards
1624	Activities Salary
1711	Instr. Asstnts - Grades 1-12
1712	Instr. Asstnts - Special Education
1713	Instr. Asstnts - ECE
1714	Instr. Asstnts - Preschool (ex. Spec Ed)

**APPLICABLE PERSONNEL** - Enter current personnel employed, even if re-employment status is unknown, for the full year **2014-2015**. For late beginning personnel, include the amount they would have been paid had they been employed for a full year and consider the position a full 1.0 FTE. Extend the SAME personnel to **2015-2016** in the same position, qualification and FTE.

**EXCEPTIONS** - DO NOT include amounts budgeted for part-time, temporary, substitute, overtime, one time, non-recurring increases, etc.;

**AVERAGE SALARY CALCULATIONS** - Below is the calculation used to determine the average salary.

Column 7	$\frac{\$9,295,489.16}{2014-2015 \text{ Total Contract Salary}}$	divided by Column 6	$\frac{295.75}{\text{FTE}}$	equals	$\frac{\$31,429.80}{2014-2015 \text{ Average Salary}}$
Column 13	$\frac{\$9,295,570.21}{2015-2016 \text{ Total Contract Salary}}$	divided by Column 12	$\frac{295.75}{\text{FTE}}$	equals	$\frac{\$31,430.07}{2015-2016 \text{ Average Salary}}$

**WORKSHEET IV  
PERSONNEL OTHER THAN CLASSROOM TEACHERS  
AVERAGE SALARY COMPUTATION  
2015-2016**

DISTRICT NAME: Alamogordo Revised 5/18/15  
CHARTER NAME: (ENTER NAME)

PED No. 046  
**Worksheet IV Revision: 01/21/2015**

Number	Name of Employee	Job Class No.	Degree 2014-2015	2014-2015							2015-2016					Total \$ Increase (col. 13-7)	Total % Increase (col. 14-7 / 7)	
				Operational		Add Adj. for Late Beginners	Other Funds		FTE (1+4)	Total Contract Salary (Col. 2+3+5)	Operational		Other Funds		FTE (8+10)			Total Contract Salary (Col. 9+11)
				FTE	Base Salary		FTE	Base Salary			FTE	Base Salary	FTE	Base Salary				
1	ACOSTA, VICTOR R.	1615		1.00	\$18,083.52	\$0.00	0.00	\$0.00	1.00	\$18,083.52	1.00	\$18,083.52	0.00	\$0.00	1.00	\$18,083.52	\$0.00	0.0%
2	ADKINS, MELISSA G.	1214		1.15	\$51,900.83	\$0.00	0.00	\$0.00	1.15	\$51,900.83	1.15	\$51,901.83	0.00	\$0.00	1.15	\$51,901.83	\$1.00	0.0%
3	ALLEN, ANDREA L.	1217		0.50	\$7,451.76	\$0.00	0.00	\$0.00	0.50	\$7,451.76	0.50	\$7,451.76	0.00	\$0.00	0.50	\$7,451.76	\$0.00	0.0%
4	ALLEN, MARTY GID	1112		1.00	\$68,609.00	\$0.00	0.00	\$0.00	1.00	\$68,609.00	1.00	\$68,610.00	0.00	\$0.00	1.00	\$68,610.00	\$1.00	0.0%
5	ALVARADO, RITA ANNA	1712		1.00	\$16,499.28	\$0.00	0.00	\$0.00	1.00	\$16,499.28	1.00	\$16,499.28	0.00	\$0.00	1.00	\$16,499.28	\$0.00	0.0%
6	ARAGON, SAMUEL	1615		1.00	\$16,623.36	\$0.00	0.00	\$0.00	1.00	\$16,623.36	1.00	\$16,623.36	0.00	\$0.00	1.00	\$16,623.36	\$0.00	0.0%
7	ARCHULETA, GUY E.	1614		1.00	\$40,003.00	\$0.00	0.00	\$0.00	1.00	\$40,003.00	1.00	\$40,004.00	0.00	\$0.00	1.00	\$40,004.00	\$1.00	0.0%
8	ARENS, JEANETTE L.	1712		1.00	\$15,384.81	\$0.00	0.00	\$0.00	1.00	\$15,384.81	1.00	\$15,384.81	0.00	\$0.00	1.00	\$15,384.81	\$0.00	0.0%
9	AVALOS, ROSEMARY R.	1217		1.00	\$18,325.44	\$0.00	0.00	\$0.00	1.00	\$18,325.44	1.00	\$18,325.44	0.00	\$0.00	1.00	\$18,325.44	\$0.00	0.0%
10	AVILA, GARY R.	1615		1.00	\$19,955.52	\$0.00	0.00	\$0.00	1.00	\$19,955.52	1.00	\$19,955.52	0.00	\$0.00	1.00	\$19,955.52	\$0.00	0.0%
11	BAGINSKI, RENEE L.	1712		1.00	\$16,127.79	\$0.00	0.00	\$0.00	1.00	\$16,127.79	1.00	\$16,127.79	0.00	\$0.00	1.00	\$16,127.79	\$0.00	0.0%
12	BAGWELL, ROBIN C.	1614		1.00	\$38,057.76	\$0.00	0.00	\$0.00	1.00	\$38,057.76	1.00	\$38,057.76	0.00	\$0.00	1.00	\$38,057.76	\$0.00	0.0%
13	BARRAZA, PABLO	1614		1.00	\$26,619.84	\$0.00	0.00	\$0.00	1.00	\$26,619.84	1.00	\$26,619.84	0.00	\$0.00	1.00	\$26,619.84	\$0.00	0.0%
14	BAXTER, TERESA L.	1220		1.00	\$22,351.68	\$0.00	0.00	\$0.00	1.00	\$22,351.68	1.00	\$22,351.68	0.00	\$0.00	1.00	\$22,351.68	\$0.00	0.0%
15	BECKER, RAMONA L.	1114		1.00	\$80,464.00	\$0.00	0.00	\$0.00	1.00	\$80,464.00	1.00	\$80,465.00	0.00	\$0.00	1.00	\$80,465.00	\$1.00	0.0%
16	BEDENBAUGH, RETTA J.	1220		1.00	\$22,351.68	\$0.00	0.00	\$0.00	1.00	\$22,351.68	1.00	\$22,351.68	0.00	\$0.00	1.00	\$22,351.68	\$0.00	0.0%
17	BELKOFER, DANNY LEE	1614		1.00	\$36,672.48	\$0.00	0.00	\$0.00	1.00	\$36,672.48	1.00	\$36,672.48	0.00	\$0.00	1.00	\$36,672.48	\$0.00	0.0%
18	BELL, JANET LOVE	1217		0.50	\$6,361.08	\$0.00	0.00	\$0.00	0.50	\$6,361.08	0.50	\$6,361.08	0.00	\$0.00	0.50	\$6,361.08	\$0.00	0.0%
19	BENAVIDEZ, EDDIE C.	1615		1.00	\$16,997.76	\$0.00	0.00	\$0.00	1.00	\$16,997.76	1.00	\$16,997.76	0.00	\$0.00	1.00	\$16,997.76	\$0.00	0.0%
20	BENDER, CRYSTAL J	1213		1.00	\$14,334.39	\$0.00	0.00	\$0.00	1.00	\$14,334.39	1.00	\$14,334.39	0.00	\$0.00	1.00	\$14,334.39	\$0.00	0.0%
21	BENNETT, MARY NELL	1712		1.00	\$18,741.03	\$0.00	0.00	\$0.00	1.00	\$18,741.03	1.00	\$18,741.03	0.00	\$0.00	1.00	\$18,741.03	\$0.00	0.0%
22	BENTLEY, ROSA LINDA	1217		1.00	\$22,576.32	\$0.00	0.00	\$0.00	1.00	\$22,576.32	1.00	\$22,576.32	0.00	\$0.00	1.00	\$22,576.32	\$0.00	0.0%
23	BERGHOLD, ANITA A.	1712		1.00	\$15,384.81	\$0.00	0.00	\$0.00	1.00	\$15,384.81	1.00	\$15,384.81	0.00	\$0.00	1.00	\$15,384.81	\$0.00	0.0%
24	BERRY, SHERI L.	1217		1.00	\$23,642.08	\$0.00	0.00	\$0.00	1.00	\$23,642.08	1.00	\$23,642.08	0.00	\$0.00	1.00	\$23,642.08	\$0.00	0.0%
25	BERTOLINO, VICKI M.	1212		1.05	\$57,823.43	\$0.00	0.00	\$0.00	1.05	\$57,823.43	1.05	\$57,824.43	0.00	\$0.00	1.05	\$57,824.43	\$1.00	0.0%
26	BIGAS, JOSEPH A.	1616		1.00	\$22,258.08	\$0.00	0.00	\$0.00	1.00	\$22,258.08	1.00	\$22,258.08	0.00	\$0.00	1.00	\$22,258.08	\$0.00	0.0%
27	BLAKE, CYNTHIA LOUISE	1713		1.00	\$17,613.75	\$0.00	0.00	\$0.00	1.00	\$17,613.75	1.00	\$17,613.75	0.00	\$0.00	1.00	\$17,613.75	\$0.00	0.0%
28	BOERNER, BRANDY J.	1214		1.15	\$49,452.67	\$0.00	0.00	\$0.00	1.15	\$49,452.67	1.15	\$49,453.67	0.00	\$0.00	1.15	\$49,453.67	\$1.00	0.0%
29	BOND, CYNTHIA	1112		1.00	\$68,609.00	\$0.00	0.00	\$0.00	1.00	\$68,609.00	1.00	\$68,610.00	0.00	\$0.00	1.00	\$68,610.00	\$1.00	0.0%
30	BOND, JACQUELINE R	1712		1.00	\$14,334.39	\$0.00	0.00	\$0.00	1.00	\$14,334.39	1.00	\$14,334.39	0.00	\$0.00	1.00	\$14,334.39	\$0.00	0.0%
31	BORUNDA, BENJAMIN	1218		1.00	\$31,099.00	\$0.00	0.00	\$0.00	1.00	\$31,099.00	1.00	\$31,099.00	0.00	\$0.00	1.00	\$31,099.00	\$0.00	0.0%
32	BOUMA, CARMEN M.	1213		1.00	\$16,870.77	\$0.00	0.00	\$0.00	1.00	\$16,870.77	1.00	\$16,870.77	0.00	\$0.00	1.00	\$16,870.77	\$0.00	0.0%
33	BOYCE, GARY L.	1615		1.00	\$20,423.52	\$0.00	0.00	\$0.00	1.00	\$20,423.52	1.00	\$20,423.52	0.00	\$0.00	1.00	\$20,423.52	\$0.00	0.0%
34	BRANCH, CANDACE R.	1217		1.00	\$31,374.72	\$0.00	0.00	\$0.00	1.00	\$31,374.72	1.00	\$31,374.72	0.00	\$0.00	1.00	\$31,374.72	\$0.00	0.0%
35	BRAND, MICHAEL N.	1318		0.58	\$24,321.18	\$0.00	0.00	\$0.00	0.58	\$24,321.18	0.58	\$24,321.76	0.00	\$0.00	0.58	\$24,321.76	\$0.58	0.0%
36	BRAZIEL, TOMMIE JEAN	1623		1.00	\$19,062.40	\$0.00	0.00	\$0.00	1.00	\$19,062.40	1.00	\$19,062.40	0.00	\$0.00	1.00	\$19,062.40	\$0.00	0.0%
37	BREGLER, THOMAS C.	1220		1.00	\$57,037.00	\$0.00	0.00	\$0.00	1.00	\$57,037.00	1.00	\$57,037.00	0.00	\$0.00	1.00	\$57,037.00	\$0.00	0.0%

**WORKSHEET IV  
PERSONNEL OTHER THAN CLASSROOM TEACHERS  
AVERAGE SALARY COMPUTATION  
2015-2016**

DISTRICT NAME: Alamogordo Revised 5/18/15  
CHARTER NAME: (ENTER NAME)

PED No. 046  
**Worksheet IV Revision: 01/21/2015**

Number	Name of Employee	Job Class No.	Degree 2014-2015	1	2	3	4	5	6	7	8	9	10	11	12	13	14	15	
				2014-2015							2015-2016							Total \$ Increase (col. 13-7)	Total % Increase (col. 14-7 / 7)
				Operational		Add Adj. for Late Beginners	Other Funds		FTE (1+4)	Total Contract Salary (Col. 2+3+5)	Operational		Other Funds		FTE (8+10)	Total Contract Salary (Col. 9+11)			
FTE	Base Salary	FTE	Base Salary	FTE	Base Salary		FTE	Base Salary			FTE	Base Salary							
38	BROWNING, STEPHANIE J.	1217		1.00	\$47,915.00	\$0.00	0.00	\$0.00	1.00	\$47,915.00	1.00	\$47,915.00	0.00	\$0.00	1.00	\$47,915.00	\$0.00	0.0%	
39	BUIE, KIMBERLY D	1217		1.00	\$17,452.80	\$0.00	0.00	\$0.00	1.00	\$17,452.80	1.00	\$17,452.80	0.00	\$0.00	1.00	\$17,452.80	\$0.00	0.0%	
40	BURKS, BRIAN A. JR.	1312		1.00	\$56,359.14	\$0.00	0.00	\$0.00	1.00	\$56,359.14	1.00	\$56,360.14	0.00	\$0.00	1.00	\$56,360.14	\$1.00	0.0%	
41	BURKS, JUSTIN L.	1614		1.00	\$67,405.00	\$0.00	0.00	\$0.00	1.00	\$67,405.00	1.00	\$67,406.00	0.00	\$0.00	1.00	\$67,406.00	\$1.00	0.0%	
42	BUTCHER, LISA C	1215		1.00	\$46,288.00	\$0.00	0.00	\$0.00	1.00	\$46,288.00	1.00	\$46,289.00	0.00	\$0.00	1.00	\$46,289.00	\$1.00	0.0%	
43	CAMPBELL, JUDITH	1217		1.00	\$25,796.16	\$0.00	0.00	\$0.00	1.00	\$25,796.16	1.00	\$25,796.16	0.00	\$0.00	1.00	\$25,796.16	\$0.00	0.0%	
44	CAMPBELL, MARK K.	1615		1.00	\$16,136.64	\$0.00	0.00	\$0.00	1.00	\$16,136.64	1.00	\$16,136.64	0.00	\$0.00	1.00	\$16,136.64	\$0.00	0.0%	
45	CARDIEL, MOISES	1112		1.00	\$72,713.00	\$0.00	0.00	\$0.00	1.00	\$72,713.00	1.00	\$72,714.00	0.00	\$0.00	1.00	\$72,714.00	\$1.00	0.0%	
46	CARRELL, TERI	1213		1.00	\$15,384.81	\$0.00	0.00	\$0.00	1.00	\$15,384.81	1.00	\$15,384.81	0.00	\$0.00	1.00	\$15,384.81	\$0.00	0.0%	
47	CARTER, TERRENCE D	1615		1.00	\$16,997.76	\$0.00	0.00	\$0.00	1.00	\$16,997.76	1.00	\$16,997.76	0.00	\$0.00	1.00	\$16,997.76	\$0.00	0.0%	
48	CASAREZ, MIGUEL LUIS	1614		1.00	\$32,535.36	\$0.00	0.00	\$0.00	1.00	\$32,535.36	1.00	\$32,535.36	0.00	\$0.00	1.00	\$32,535.36	\$0.00	0.0%	
49	CAVANAUGH, ELIZABETH A.	1213		1.08	\$24,092.64	\$0.00	0.00	\$0.00	1.08	\$24,092.64	1.08	\$24,092.64	0.00	\$0.00	1.08	\$24,092.64	\$0.00	0.0%	
50	CECAVA, KATHRYN ANN	1312		1.05	\$58,147.54	\$0.00	0.00	\$0.00	1.05	\$58,147.54	1.05	\$58,148.54	0.00	\$0.00	1.05	\$58,148.54	\$1.00	0.0%	
51	CHACON, ELIZABETH VANESSA	1217		1.00	\$19,431.36	\$0.00	0.00	\$0.00	1.00	\$19,431.36	1.00	\$19,431.36	0.00	\$0.00	1.00	\$19,431.36	\$0.00	0.0%	
52	CHAPMAN, CARLYNN K.	1217		1.00	\$30,120.96	\$0.00	0.00	\$0.00	1.00	\$30,120.96	1.00	\$30,120.96	0.00	\$0.00	1.00	\$30,120.96	\$0.00	0.0%	
53	CHAVEZ, PHILIP J.	1615		1.00	\$16,997.76	\$0.00	0.00	\$0.00	1.00	\$16,997.76	1.00	\$16,997.76	0.00	\$0.00	1.00	\$16,997.76	\$0.00	0.0%	
54	CHAVEZ, RUTHINA MELENDREZ	1217		1.00	\$30,588.48	\$0.00	0.00	\$0.00	1.00	\$30,588.48	1.00	\$30,588.48	0.00	\$0.00	1.00	\$30,588.48	\$0.00	0.0%	
55	CITROWSKE, PATRICIA ANN	1216		1.00	\$14,334.39	\$0.00	0.00	\$0.00	1.00	\$14,334.39	1.00	\$14,334.39	0.00	\$0.00	1.00	\$14,334.39	\$0.00	0.0%	
56	CLAFLIN, KRISTA L.	1312		1.05	\$56,196.57	\$0.00	0.00	\$0.00	1.05	\$56,196.57	1.05	\$56,197.57	0.00	\$0.00	1.05	\$56,197.57	\$1.00	0.0%	
57	CLAUSEN, LISA A.	1217		1.00	\$19,036.48	\$0.00	0.00	\$0.00	1.00	\$19,036.48	1.00	\$19,036.48	0.00	\$0.00	1.00	\$19,036.48	\$0.00	0.0%	
58	COKER, ROBBI S	1112		1.00	\$70,368.00	\$0.00	0.00	\$0.00	1.00	\$70,368.00	1.00	\$70,369.00	0.00	\$0.00	1.00	\$70,369.00	\$1.00	0.0%	
59	COLMENERO, ROSEMARY	1713		1.00	\$15,743.49	\$0.00	0.00	\$0.00	1.00	\$15,743.49	1.00	\$15,743.49	0.00	\$0.00	1.00	\$15,743.49	\$0.00	0.0%	
60	COOK, AMY J	1712		1.00	\$15,743.49	\$0.00	0.00	\$0.00	1.00	\$15,743.49	1.00	\$15,743.49	0.00	\$0.00	1.00	\$15,743.49	\$0.00	0.0%	
61	COOPER, ALANNA D.	1211		1.00	\$82,878.00	\$0.00	0.00	\$0.00	1.00	\$82,878.00	1.00	\$82,879.00	0.00	\$0.00	1.00	\$82,879.00	\$1.00	0.0%	
62	COOPER, DWIGHT	1112		1.00	\$62,500.00	\$0.00	0.00	\$0.00	1.00	\$62,500.00	1.00	\$62,501.00	0.00	\$0.00	1.00	\$62,501.00	\$1.00	0.0%	
63	COOPER, KRISTINA	1713		1.00	\$13,283.97	\$0.00	0.00	\$0.00	1.00	\$13,283.97	1.00	\$13,283.97	0.00	\$0.00	1.00	\$13,283.97	\$0.00	0.0%	
64	CORONA, DARLENE CASEY	1615		1.00	\$17,578.08	\$0.00	0.00	\$0.00	1.00	\$17,578.08	1.00	\$17,578.08	0.00	\$0.00	1.00	\$17,578.08	\$0.00	0.0%	
65	CORONA, KIRSTENA MARIE	1615		1.00	\$16,623.36	\$0.00	0.00	\$0.00	1.00	\$16,623.36	1.00	\$16,623.36	0.00	\$0.00	1.00	\$16,623.36	\$0.00	0.0%	
66	CORTEZ, ARTURO S.	1614		1.00	\$22,950.72	\$0.00	0.00	\$0.00	1.00	\$22,950.72	1.00	\$22,950.72	0.00	\$0.00	1.00	\$22,950.72	\$0.00	0.0%	
67	COYAZO, MONICA L.	1319		1.00	\$45,363.36	\$0.00	0.00	\$0.00	1.00	\$45,363.36	1.00	\$45,363.36	0.00	\$0.00	1.00	\$45,363.36	\$0.00	0.0%	
68	COYAZO, VICTORIANO	1615		1.00	\$18,083.52	\$0.00	0.00	\$0.00	1.00	\$18,083.52	1.00	\$18,083.52	0.00	\$0.00	1.00	\$18,083.52	\$0.00	0.0%	
69	CRAINE, LUCY R.	1217		1.00	\$20,943.36	\$0.00	0.00	\$0.00	1.00	\$20,943.36	1.00	\$20,943.36	0.00	\$0.00	1.00	\$20,943.36	\$0.00	0.0%	
70	CUTTS, RANDALL L.	1623		1.00	\$18,179.20	\$0.00	0.00	\$0.00	1.00	\$18,179.20	1.00	\$18,179.20	0.00	\$0.00	1.00	\$18,179.20	\$0.00	0.0%	
71	DAUGHERTY, AMANDA E.	1220		1.00	\$23,531.04	\$0.00	0.00	\$0.00	1.00	\$23,531.04	1.00	\$23,531.04	0.00	\$0.00	1.00	\$23,531.04	\$0.00	0.0%	
72	DE LA FUENTE, AGAPITO L.	1615		1.00	\$19,487.52	\$0.00	0.00	\$0.00	1.00	\$19,487.52	1.00	\$19,487.52	0.00	\$0.00	1.00	\$19,487.52	\$0.00	0.0%	
73	DILWORTH, MICHELLE L.	1623		1.00	\$22,168.32	\$0.00	0.00	\$0.00	1.00	\$22,168.32	1.00	\$22,168.32	0.00	\$0.00	1.00	\$22,168.32	\$0.00	0.0%	
74	DORMAN, CANDACE RENEE	1216		1.00	\$14,206.29	\$0.00	0.00	\$0.00	1.00	\$14,206.29	1.00	\$14,206.29	0.00	\$0.00	1.00	\$14,206.29	\$0.00	0.0%	

**WORKSHEET IV  
PERSONNEL OTHER THAN CLASSROOM TEACHERS  
AVERAGE SALARY COMPUTATION  
2015-2016**

DISTRICT NAME: Alamogordo Revised 5/18/15  
CHARTER NAME: (ENTER NAME)

PED No. 046  
**Worksheet IV Revision: 01/21/2015**

Number	Name of Employee	Job Class No.	Degree 2014-2015	1	2	3	4	5	6	7	8	9	10	11	12	13	14	15	
				2014-2015							2015-2016							Total \$ Increase (col. 13-7)	Total % Increase (col. 14-7 / 7)
				Operational		Add Adj. for Late Beginners	Other Funds		FTE (1+4)	Total Contract Salary (Col. 2+3+5)	Operational		Other Funds		FTE (8+10)	Total Contract Salary (Col. 9+11)			
FTE	Base Salary	FTE	Base Salary	FTE	Base Salary		FTE	Base Salary			FTE	Base Salary							
75	DORSEY, BRENDA J.	1112		1.00	\$64,716.00	\$0.00	0.00	\$0.00	1.00	\$64,716.00	1.00	\$64,717.00	0.00	\$0.00	1.00	\$64,717.00	\$1.00	0.0%	
76	DOUGLASS, CHARLES E.	1614		1.00	\$38,750.40	\$0.00	0.00	\$0.00	1.00	\$38,750.40	1.00	\$38,750.40	0.00	\$0.00	1.00	\$38,750.40	\$0.00	0.0%	
77	DRAKE, JOANN ELIZABETH	1711		1.00	\$14,078.19	\$0.00	0.00	\$0.00	1.00	\$14,078.19	1.00	\$14,078.19	0.00	\$0.00	1.00	\$14,078.19	\$0.00	0.0%	
78	EATON, VIVIAN	1713		1.00	\$16,499.28	\$0.00	0.00	\$0.00	1.00	\$16,499.28	1.00	\$16,499.28	0.00	\$0.00	1.00	\$16,499.28	\$0.00	0.0%	
79	FLORES, ROSA M.	1713		1.00	\$20,624.10	\$0.00	0.00	\$0.00	1.00	\$20,624.10	1.00	\$20,624.10	0.00	\$0.00	1.00	\$20,624.10	\$0.00	0.0%	
80	FOWLER, CHERYL A.	1214		0.50	\$22,444.50	\$0.00	0.50	\$22,444.50	1.00	\$44,889.00	0.50	\$22,445.00	0.50	\$22,445.00	1.00	\$44,890.00	\$1.00	0.0%	
81	GARCIA, DACIA A.	1712		1.00	\$15,000.51	\$0.00	0.00	\$0.00	1.00	\$15,000.51	1.00	\$15,000.51	0.00	\$0.00	1.00	\$15,000.51	\$0.00	0.0%	
82	GARCIA, ELMA I.	1712		1.00	\$19,590.48	\$0.00	0.00	\$0.00	1.00	\$19,590.48	1.00	\$19,590.48	0.00	\$0.00	1.00	\$19,590.48	\$0.00	0.0%	
83	GARCIA, ELOISA	1615		1.00	\$19,955.52	\$0.00	0.00	\$0.00	1.00	\$19,955.52	1.00	\$19,955.52	0.00	\$0.00	1.00	\$19,955.52	\$0.00	0.0%	
84	GARCIA, JOE L.	1615		1.00	\$27,574.56	\$0.00	0.00	\$0.00	1.00	\$27,574.56	1.00	\$27,574.56	0.00	\$0.00	1.00	\$27,574.56	\$0.00	0.0%	
85	GARCIA, MARLA G	1217		1.00	\$17,679.04	\$0.00	0.00	\$0.00	1.00	\$17,679.04	1.00	\$17,679.04	0.00	\$0.00	1.00	\$17,679.04	\$0.00	0.0%	
86	GARCIA, RONDA P.	1214		1.15	\$52,438.89	\$0.00	0.00	\$0.00	1.15	\$52,438.89	1.15	\$52,439.89	0.00	\$0.00	1.15	\$52,439.89	\$1.00	0.0%	
87	GARDNER, SHERI T.	1217		1.00	\$21,963.20	\$0.00	0.00	\$0.00	1.00	\$21,963.20	1.00	\$21,963.20	0.00	\$0.00	1.00	\$21,963.20	\$0.00	0.0%	
88	GARWOOD, MARCELLA S.	1217		1.00	\$25,219.52	\$0.00	0.00	\$0.00	1.00	\$25,219.52	1.00	\$25,219.52	0.00	\$0.00	1.00	\$25,219.52	\$0.00	0.0%	
89	GARZA, BERTHA A.	1211		1.00	\$86,729.00	\$0.00	0.00	\$0.00	1.00	\$86,729.00	1.00	\$86,730.00	0.00	\$0.00	1.00	\$86,730.00	\$1.00	0.0%	
90	GAUNA, ARTURO	1615		1.00	\$18,551.52	\$0.00	0.00	\$0.00	1.00	\$18,551.52	1.00	\$18,551.52	0.00	\$0.00	1.00	\$18,551.52	\$0.00	0.0%	
91	GENEST, CAROL	1115		1.00	\$88,405.00	\$0.00	0.00	\$0.00	1.00	\$88,405.00	1.00	\$88,406.00	0.00	\$0.00	1.00	\$88,406.00	\$1.00	0.0%	
92	GIGLER, CYNTHIA L.	1215		1.00	\$44,896.00	\$0.00	0.00	\$0.00	1.00	\$44,896.00	1.00	\$44,897.00	0.00	\$0.00	1.00	\$44,897.00	\$1.00	0.0%	
93	GIL, HOPE P.	1216		1.00	\$14,078.19	\$0.00	0.00	\$0.00	1.00	\$14,078.19	1.00	\$14,078.19	0.00	\$0.00	1.00	\$14,078.19	\$0.00	0.0%	
94	GIVENS, ALAN D.	1312		0.50	\$34,269.56	\$0.00	0.50	\$34,269.56	1.00	\$68,539.12	0.50	\$34,270.06	0.50	\$34,270.06	1.00	\$68,540.12	\$1.00	0.0%	
95	GOMEZ, ALFREDO S.	1615		1.00	\$22,726.08	\$0.00	0.00	\$0.00	1.00	\$22,726.08	1.00	\$22,726.08	0.00	\$0.00	1.00	\$22,726.08	\$0.00	0.0%	
96	GONZALES, JULIAN G.	1711		1.00	\$14,051.03	\$0.00	0.00	\$0.00	1.00	\$14,051.03	1.00	\$14,051.03	0.00	\$0.00	1.00	\$14,051.03	\$0.00	0.0%	
97	GONZALES, MIGUEL	1616		1.00	\$24,672.96	\$0.00	0.00	\$0.00	1.00	\$24,672.96	1.00	\$24,672.96	0.00	\$0.00	1.00	\$24,672.96	\$0.00	0.0%	
98	GONZALES, PETRA D.	1711		1.00	\$14,206.29	\$0.00	0.00	\$0.00	1.00	\$14,206.29	1.00	\$14,206.29	0.00	\$0.00	1.00	\$14,206.29	\$0.00	0.0%	
99	GONZALES, VICTOR S.	1112		1.00	\$71,906.00	\$0.00	0.00	\$0.00	1.00	\$71,906.00	1.00	\$71,907.00	0.00	\$0.00	1.00	\$71,907.00	\$1.00	0.0%	
100	GONZALES, VICTORIA L	1218		1.15	\$21,284.80	\$0.00	0.00	\$0.00	1.15	\$21,284.80	1.15	\$21,284.80	0.00	\$0.00	1.15	\$21,284.80	\$0.00	0.0%	
101	GOODMAN, JASON M	1711		1.00	\$14,334.39	\$0.00	0.00	\$0.00	1.00	\$14,334.39	1.00	\$14,334.39	0.00	\$0.00	1.00	\$14,334.39	\$0.00	0.0%	
102	GRAH, JENNIFER C.	1712		1.00	\$15,743.49	\$0.00	0.00	\$0.00	1.00	\$15,743.49	1.00	\$15,743.49	0.00	\$0.00	1.00	\$15,743.49	\$0.00	0.0%	
103	GRAHAM, DEBORAH	1215		1.00	\$54,197.00	\$0.00	0.00	\$0.00	1.00	\$54,197.00	1.00	\$54,198.00	0.00	\$0.00	1.00	\$54,198.00	\$1.00	0.0%	
104	GREGG, ROSAURA MARISSA	1215		1.00	\$45,513.00	\$0.00	0.00	\$0.00	1.00	\$45,513.00	1.00	\$45,514.00	0.00	\$0.00	1.00	\$45,514.00	\$1.00	0.0%	
105	GRONWOLD, JOANNE	1215		1.00	\$46,133.00	\$0.00	0.00	\$0.00	1.00	\$46,133.00	1.00	\$46,134.00	0.00	\$0.00	1.00	\$46,134.00	\$1.00	0.0%	
106	GUENTHER, MARY ALICIA	1217		1.00	\$17,776.00	\$0.00	0.00	\$0.00	1.00	\$17,776.00	1.00	\$17,776.00	0.00	\$0.00	1.00	\$17,776.00	\$0.00	0.0%	
107	GUERRA, CARLOS A.	1615		1.00	\$20,423.52	\$0.00	0.00	\$0.00	1.00	\$20,423.52	1.00	\$20,423.52	0.00	\$0.00	1.00	\$20,423.52	\$0.00	0.0%	
108	GUERRERO, GLORIA	1713		1.00	\$16,870.77	\$0.00	0.00	\$0.00	1.00	\$16,870.77	1.00	\$16,870.77	0.00	\$0.00	1.00	\$16,870.77	\$0.00	0.0%	
109	GUILLOT, RITA L.	1713		1.00	\$22,494.36	\$0.00	0.00	\$0.00	1.00	\$22,494.36	1.00	\$22,494.36	0.00	\$0.00	1.00	\$22,494.36	\$0.00	0.0%	
110	GUIN, BRENDA	1215		1.00	\$44,896.00	\$0.00	0.00	\$0.00	1.00	\$44,896.00	1.00	\$44,897.00	0.00	\$0.00	1.00	\$44,897.00	\$1.00	0.0%	
111	GUTIERREZ, JOSE A.	1615		1.00	\$19,487.52	\$0.00	0.00	\$0.00	1.00	\$19,487.52	1.00	\$19,487.52	0.00	\$0.00	1.00	\$19,487.52	\$0.00	0.0%	

**WORKSHEET IV  
PERSONNEL OTHER THAN CLASSROOM TEACHERS  
AVERAGE SALARY COMPUTATION  
2015-2016**

DISTRICT NAME: Alamogordo Revised 5/18/15  
CHARTER NAME: (ENTER NAME)

PED No. 046  
**Worksheet IV Revision: 01/21/2015**

Number	Name of Employee	Job Class No.	Degree 2014-2015	2014-2015							2015-2016					Total \$ Increase (col. 13-7)	Total % Increase (col. 14-7 / 7)	
				Operational		Add Adj. for Late Beginners	Other Funds		FTE (1+4)	Total Contract Salary (Col. 2+3+5)	Operational		Other Funds		FTE (8+10)			Total Contract Salary (Col. 9+11)
				FTE	Base Salary		FTE	Base Salary			FTE	Base Salary	FTE	Base Salary				
112	GUTIERREZ, KRISTAL R.	1217		1.00	\$14,915.68	\$0.00	0.00	\$0.00	1.00	\$14,915.68	1.00	\$14,915.68	0.00	\$0.00	1.00	\$14,915.68	\$0.00	0.0%
113	HALL, DANA	1217		1.00	\$20,070.72	\$0.00	0.00	\$0.00	1.00	\$20,070.72	1.00	\$20,070.72	0.00	\$0.00	1.00	\$20,070.72	\$0.00	0.0%
114	HALL, HOLLY E	1712		1.00	\$14,334.39	\$0.00	0.00	\$0.00	1.00	\$14,334.39	1.00	\$14,334.39	0.00	\$0.00	1.00	\$14,334.39	\$0.00	0.0%
115	HAM, VALERIE	1215		1.00	\$33,485.00	\$0.00	0.00	\$0.00	1.00	\$33,485.00	1.00	\$33,486.00	0.00	\$0.00	1.00	\$33,486.00	\$1.00	0.0%
116	HANWAY, MARY ANN G.	1713		1.00	\$21,751.38	\$0.00	0.00	\$0.00	1.00	\$21,751.38	1.00	\$21,751.38	0.00	\$0.00	1.00	\$21,751.38	\$0.00	0.0%
117	HARDESTY, CHERYL A	1711		1.00	\$14,923.65	\$0.00	0.00	\$0.00	1.00	\$14,923.65	1.00	\$14,923.65	0.00	\$0.00	1.00	\$14,923.65	\$0.00	0.0%
118	HARE, CONNIE J.	1713		1.00	\$16,127.79	\$0.00	0.00	\$0.00	1.00	\$16,127.79	1.00	\$16,127.79	0.00	\$0.00	1.00	\$16,127.79	\$0.00	0.0%
119	HART, LAURA L.	1711		1.00	\$14,078.19	\$0.00	0.00	\$0.00	1.00	\$14,078.19	1.00	\$14,078.19	0.00	\$0.00	1.00	\$14,078.19	\$0.00	0.0%
120	HEATON, GEORGE C.	1112		1.00	\$86,627.00	\$0.00	0.00	\$0.00	1.00	\$86,627.00	1.00	\$86,628.00	0.00	\$0.00	1.00	\$86,628.00	\$1.00	0.0%
121	HENDRICKSON, HOWARD D.	1614		1.00	\$25,721.28	\$0.00	0.00	\$0.00	1.00	\$25,721.28	1.00	\$25,721.28	0.00	\$0.00	1.00	\$25,721.28	\$0.00	0.0%
122	HERNANDEZ, HOPE LEE	1712		1.00	\$14,603.40	\$0.00	0.00	\$0.00	1.00	\$14,603.40	1.00	\$14,603.40	0.00	\$0.00	1.00	\$14,603.40	\$0.00	0.0%
123	HERNANDEZ, SANDRA	1713		1.00	\$16,499.28	\$0.00	0.00	\$0.00	1.00	\$16,499.28	1.00	\$16,499.28	0.00	\$0.00	1.00	\$16,499.28	\$0.00	0.0%
124	HERRERA, CHRISTOPHER M.	1614		1.00	\$28,360.80	\$0.00	0.00	\$0.00	1.00	\$28,360.80	1.00	\$28,360.80	0.00	\$0.00	1.00	\$28,360.80	\$0.00	0.0%
125	HERRERA, LUIS JR.	1614		1.00	\$35,979.84	\$0.00	0.00	\$0.00	1.00	\$35,979.84	1.00	\$35,979.84	0.00	\$0.00	1.00	\$35,979.84	\$0.00	0.0%
126	HIBBEN, FAITH	1712		1.00	\$16,499.28	\$0.00	0.00	\$0.00	1.00	\$16,499.28	1.00	\$16,499.28	0.00	\$0.00	1.00	\$16,499.28	\$0.00	0.0%
127	HINKLE, SZAINE JORDAN	1315		1.10	\$54,878.00	\$0.00	0.00	\$0.00	1.10	\$54,878.00	1.10	\$54,879.00	0.00	\$0.00	1.10	\$54,879.00	\$1.00	0.0%
128	HOLMBERG, CATHY S.	1213		1.00	\$15,743.49	\$0.00	0.00	\$0.00	1.00	\$15,743.49	1.00	\$15,743.49	0.00	\$0.00	1.00	\$15,743.49	\$0.00	0.0%
129	HOPKINS, KATHRYN M.	1711		1.00	\$15,743.49	\$0.00	0.00	\$0.00	1.00	\$15,743.49	1.00	\$15,743.49	0.00	\$0.00	1.00	\$15,743.49	\$0.00	0.0%
130	HUDSON, NORMAN B.	1616		1.00	\$46,157.00	\$0.00	0.00	\$0.00	1.00	\$46,157.00	1.00	\$46,157.00	0.00	\$0.00	1.00	\$46,157.00	\$0.00	0.0%
131	HUSKEY, KATHY E.	1215		1.00	\$54,197.00	\$0.00	0.00	\$0.00	1.00	\$54,197.00	1.00	\$54,198.00	0.00	\$0.00	1.00	\$54,198.00	\$1.00	0.0%
132	HUTCHISON, KATHRYN L.	1615		1.00	\$20,910.24	\$0.00	0.00	\$0.00	1.00	\$20,910.24	1.00	\$20,910.24	0.00	\$0.00	1.00	\$20,910.24	\$0.00	0.0%
133	INGRAM, JO NELL	1211		1.00	\$54,661.00	\$0.00	0.00	\$0.00	1.00	\$54,661.00	1.00	\$54,662.00	0.00	\$0.00	1.00	\$54,662.00	\$1.00	0.0%
134	IRWIN, TERESA I.	1112		1.00	\$62,500.00	\$0.00	0.00	\$0.00	1.00	\$62,500.00	1.00	\$62,501.00	0.00	\$0.00	1.00	\$62,501.00	\$1.00	0.0%
135	JACKSON, CATHERINE L.	1112		1.00	\$64,716.00	\$0.00	0.00	\$0.00	1.00	\$64,716.00	1.00	\$64,717.00	0.00	\$0.00	1.00	\$64,717.00	\$1.00	0.0%
136	JACKSON, JACK M.	1615		1.00	\$18,551.52	\$0.00	0.00	\$0.00	1.00	\$18,551.52	1.00	\$18,551.52	0.00	\$0.00	1.00	\$18,551.52	\$0.00	0.0%
137	JANK, KELLY A	1217		1.00	\$21,790.08	\$0.00	0.00	\$0.00	1.00	\$21,790.08	1.00	\$21,790.08	0.00	\$0.00	1.00	\$21,790.08	\$0.00	0.0%
138	JENKE, MARY R.	1113		1.00	\$103,515.00	\$0.00	0.00	\$0.00	1.00	\$103,515.00	1.00	\$103,515.00	0.00	\$0.00	1.00	\$103,515.00	\$0.00	0.0%
139	JOHNSON, JAMI DEE	1711		1.00	\$16,870.77	\$0.00	0.00	\$0.00	1.00	\$16,870.77	1.00	\$16,870.77	0.00	\$0.00	1.00	\$16,870.77	\$0.00	0.0%
140	JOHNSON, SANDRA	1112		1.00	\$63,039.00	\$0.00	0.00	\$0.00	1.00	\$63,039.00	1.00	\$63,040.00	0.00	\$0.00	1.00	\$63,040.00	\$1.00	0.0%
141	JORNACION, ED B.	1615		1.00	\$17,578.08	\$0.00	0.00	\$0.00	1.00	\$17,578.08	1.00	\$17,578.08	0.00	\$0.00	1.00	\$17,578.08	\$0.00	0.0%
142	JULIAN-ALFARO, CARA L.	1215		1.00	\$45,358.00	\$0.00	0.00	\$0.00	1.00	\$45,358.00	1.00	\$45,359.00	0.00	\$0.00	1.00	\$45,359.00	\$1.00	0.0%
143	KENYON, WARD W.	1614		1.00	\$64,818.00	\$0.00	0.00	\$0.00	1.00	\$64,818.00	1.00	\$64,818.00	0.00	\$0.00	1.00	\$64,818.00	\$0.00	0.0%
144	KICKLIGHTER, HAROLD L.	1622		1.00	\$19,901.44	\$0.00	0.00	\$0.00	1.00	\$19,901.44	1.00	\$19,901.44	0.00	\$0.00	1.00	\$19,901.44	\$0.00	0.0%
145	KING, GORDON EDWARD JR.	1614		1.00	\$40,790.88	\$0.00	0.00	\$0.00	1.00	\$40,790.88	1.00	\$40,790.88	0.00	\$0.00	1.00	\$40,790.88	\$0.00	0.0%
146	KING, MANDY R	1712		1.00	\$16,127.79	\$0.00	0.00	\$0.00	1.00	\$16,127.79	1.00	\$16,127.79	0.00	\$0.00	1.00	\$16,127.79	\$0.00	0.0%
147	KOYERS, LAURA L	1216		1.00	\$14,475.30	\$0.00	0.00	\$0.00	1.00	\$14,475.30	1.00	\$14,475.30	0.00	\$0.00	1.00	\$14,475.30	\$0.00	0.0%
148	KORBAKES, MICHELLE C.	1113		1.00	\$83,394.00	\$0.00	0.00	\$0.00	1.00	\$83,394.00	1.00	\$83,395.00	0.00	\$0.00	1.00	\$83,395.00	\$1.00	0.0%

**WORKSHEET IV  
PERSONNEL OTHER THAN CLASSROOM TEACHERS  
AVERAGE SALARY COMPUTATION  
2015-2016**

DISTRICT NAME: Alamogordo Revised 5/18/15  
CHARTER NAME: (ENTER NAME)

PED No. 046  
**Worksheet IV Revision: 01/21/2015**

Number	Name of Employee	Job Class No.	Degree 2014-2015	2014-2015							2015-2016							Total \$ Increase (col. 13-7)	Total % Increase (col. 14-7 / 7)
				Operational		Add Adj. for Late Beginners	Other Funds		FTE (1+4)	Total Contract Salary (Col. 2+3+5)	Operational		Other Funds		FTE (8+10)	Total Contract Salary (Col. 9+11)			
				FTE	Base Salary		FTE	Base Salary			FTE	Base Salary	FTE	Base Salary					
149	KOSEK, NATHANIEL E.	1217		1.00	\$28,735.20	\$0.00	0.00	\$0.00	1.00	\$28,735.20	1.00	\$28,735.20	0.00	\$0.00	1.00	\$28,735.20	\$0.00	0.0%	
150	KRUMWIEDE, CATHY LYNN	1215		1.00	\$46,133.00	\$0.00	0.00	\$0.00	1.00	\$46,133.00	1.00	\$46,134.00	0.00	\$0.00	1.00	\$46,134.00	\$1.00	0.0%	
151	KUEHL, BRENDA LOUISE	1319		1.00	\$34,969.20	\$0.00	0.00	\$0.00	1.00	\$34,969.20	1.00	\$34,969.20	0.00	\$0.00	1.00	\$34,969.20	\$0.00	0.0%	
152	LANDRY, JOSHUA J	1215		1.00	\$45,823.00	\$0.00	0.00	\$0.00	1.00	\$45,823.00	1.00	\$45,824.00	0.00	\$0.00	1.00	\$45,824.00	\$1.00	0.0%	
153	LANGTRY, THERESA JEAN	1213		1.00	\$13,283.97	\$0.00	0.00	\$0.00	1.00	\$13,283.97	1.00	\$13,283.97	0.00	\$0.00	1.00	\$13,283.97	\$0.00	0.0%	
154	LARA, BOBBY J.	1614		1.00	\$47,037.00	\$0.00	0.00	\$0.00	1.00	\$47,037.00	1.00	\$47,037.00	0.00	\$0.00	1.00	\$47,037.00	\$0.00	0.0%	
155	LEE, JOHN V.	1113		1.00	\$91,598.00	\$0.00	0.00	\$0.00	1.00	\$91,598.00	1.00	\$91,599.00	0.00	\$0.00	1.00	\$91,599.00	\$1.00	0.0%	
156	LEE, STACY M.	1214		0.50	\$21,576.00	\$0.00	0.50	\$21,576.00	1.00	\$43,152.00	0.50	\$21,576.50	0.50	\$21,576.50	1.00	\$43,153.00	\$1.00	0.0%	
157	LEON, KAREN A.	1213		1.00	\$20,239.80	\$0.00	0.00	\$0.00	1.00	\$20,239.80	1.00	\$20,239.80	0.00	\$0.00	1.00	\$20,239.80	\$0.00	0.0%	
158	LESTER, KATRINA A.	1712		1.00	\$15,000.51	\$0.00	0.00	\$0.00	1.00	\$15,000.51	1.00	\$15,000.51	0.00	\$0.00	1.00	\$15,000.51	\$0.00	0.0%	
159	LEWIS, JAIMI C.	1217		0.75	\$25,796.16	\$0.00	0.00	\$0.00	0.75	\$25,796.16	0.75	\$25,796.16	0.00	\$0.00	0.75	\$25,796.16	\$0.00	0.0%	
160	LEWIS, MISHIEKO	1220		1.00	\$22,351.68	\$0.00	0.00	\$0.00	1.00	\$22,351.68	1.00	\$22,351.68	0.00	\$0.00	1.00	\$22,351.68	\$0.00	0.0%	
161	LOPEZ, ANTHONY E	1615		1.00	\$18,083.52	\$0.00	0.00	\$0.00	1.00	\$18,083.52	1.00	\$18,083.52	0.00	\$0.00	1.00	\$18,083.52	\$0.00	0.0%	
162	LOPEZ, ELOY A	1614		1.00	\$29,895.84	\$0.00	0.00	\$0.00	1.00	\$29,895.84	1.00	\$29,895.84	0.00	\$0.00	1.00	\$29,895.84	\$0.00	0.0%	
163	LOPEZ, FELIPE J	1615		1.00	\$22,726.08	\$0.00	0.00	\$0.00	1.00	\$22,726.08	1.00	\$22,726.08	0.00	\$0.00	1.00	\$22,726.08	\$0.00	0.0%	
164	LOUGH, MICHAEL G.	1623		1.00	\$23,507.84	\$0.00	0.00	\$0.00	1.00	\$23,507.84	1.00	\$23,507.84	0.00	\$0.00	1.00	\$23,507.84	\$0.00	0.0%	
165	LOWE, BRENDA F.	1712		1.00	\$16,870.77	\$0.00	0.00	\$0.00	1.00	\$16,870.77	1.00	\$16,870.77	0.00	\$0.00	1.00	\$16,870.77	\$0.00	0.0%	
166	LUKOSKI, BENJAMIN DAVID	1214		1.15	\$51,210.67	\$0.00	0.00	\$0.00	1.15	\$51,210.67	1.15	\$51,211.67	0.00	\$0.00	1.15	\$51,211.67	\$1.00	0.0%	
167	LYLE, RENE M	1713		1.00	\$14,206.29	\$0.00	0.00	\$0.00	1.00	\$14,206.29	1.00	\$14,206.29	0.00	\$0.00	1.00	\$14,206.29	\$0.00	0.0%	
168	MALONE, FLOR A.	1217		1.00	\$18,196.16	\$0.00	0.00	\$0.00	1.00	\$18,196.16	1.00	\$18,196.16	0.00	\$0.00	1.00	\$18,196.16	\$0.00	0.0%	
169	MARCUCCI, JOEL K	1615		0.50	\$9,041.76	\$0.00	0.00	\$0.00	0.50	\$9,041.76	0.50	\$9,041.76	0.00	\$0.00	0.50	\$9,041.76	\$0.00	0.0%	
170	MARTINEZ, BIANCA	1711		1.00	\$14,684.00	\$0.00	0.00	\$0.00	1.00	\$14,684.00	1.00	\$14,684.00	0.00	\$0.00	1.00	\$14,684.00	\$0.00	0.0%	
171	MARTINEZ, CRYSTAL L	1711		1.00	\$14,206.29	\$0.00	0.00	\$0.00	1.00	\$14,206.29	1.00	\$14,206.29	0.00	\$0.00	1.00	\$14,206.29	\$0.00	0.0%	
172	MARTINEZ, KELLI LYNN	1216		1.00	\$14,334.39	\$0.00	0.00	\$0.00	1.00	\$14,334.39	1.00	\$14,334.39	0.00	\$0.00	1.00	\$14,334.39	\$0.00	0.0%	
173	MATA, CONNIE M.	1712		1.00	\$14,603.40	\$0.00	0.00	\$0.00	1.00	\$14,603.40	1.00	\$14,603.40	0.00	\$0.00	1.00	\$14,603.40	\$0.00	0.0%	
174	MATA, MIGUEL	1615		1.00	\$18,551.52	\$0.00	0.00	\$0.00	1.00	\$18,551.52	1.00	\$18,551.52	0.00	\$0.00	1.00	\$18,551.52	\$0.00	0.0%	
175	MATTHEWS, CAROL F.	1712		1.00	\$19,484.14	\$0.00	0.00	\$0.00	1.00	\$19,484.14	1.00	\$19,484.14	0.00	\$0.00	1.00	\$19,484.14	\$0.00	0.0%	
176	MCCLINTON, ELVIA IRAIDA	1312		1.05	\$48,714.67	\$0.00	0.00	\$0.00	1.05	\$48,714.67	1.05	\$48,715.67	0.00	\$0.00	1.05	\$48,715.67	\$1.00	0.0%	
177	MCDANIEL, GISELLE G.	1713		1.00	\$14,078.19	\$0.00	0.00	\$0.00	1.00	\$14,078.19	1.00	\$14,078.19	0.00	\$0.00	1.00	\$14,078.19	\$0.00	0.0%	
178	MCELHENY, TERESA ANN	1615		0.50	\$8,311.68	\$0.00	0.00	\$0.00	0.50	\$8,311.68	0.50	\$8,311.68	0.00	\$0.00	0.50	\$8,311.68	\$0.00	0.0%	
179	MERRIMAN-CARTER, CAROLE S	1213		0.22	\$10,808.20	\$0.00	0.00	\$0.00	0.22	\$10,808.20	0.22	\$10,808.42	0.00	\$0.00	0.22	\$10,808.42	\$0.22	0.0%	
180	MEZZARоба, ANNA MARIE	1318		1.08	\$56,983.11	\$0.00	0.00	\$0.00	1.08	\$56,983.11	1.08	\$56,984.11	0.00	\$0.00	1.08	\$56,984.11	\$1.00	0.0%	
181	MIER, MARK G.	1712		1.00	\$19,125.33	\$0.00	0.00	\$0.00	1.00	\$19,125.33	1.00	\$19,125.33	0.00	\$0.00	1.00	\$19,125.33	\$0.00	0.0%	
182	MILLS, MICHELLE LARA	1711		0.25	\$14,206.29	\$0.00	0.00	\$0.00	0.25	\$14,206.29	0.25	\$14,206.29	0.00	\$0.00	0.25	\$14,206.29	\$0.00	0.0%	
183	MIRANDA, TAMI	1217		1.00	\$19,036.48	\$0.00	0.00	\$0.00	1.00	\$19,036.48	1.00	\$19,036.48	0.00	\$0.00	1.00	\$19,036.48	\$0.00	0.0%	
184	MITCHELL, ROBERT C	1615		1.00	\$19,038.24	\$0.00	0.00	\$0.00	1.00	\$19,038.24	1.00	\$19,038.24	0.00	\$0.00	1.00	\$19,038.24	\$0.00	0.0%	
185	MITCHELL, SONYA L.	1220		1.00	\$26,938.08	\$0.00	0.00	\$0.00	1.00	\$26,938.08	1.00	\$26,938.08	0.00	\$0.00	1.00	\$26,938.08	\$0.00	0.0%	



**WORKSHEET IV  
PERSONNEL OTHER THAN CLASSROOM TEACHERS  
AVERAGE SALARY COMPUTATION  
2015-2016**

DISTRICT NAME: Alamogordo Revised 5/18/15  
CHARTER NAME: (ENTER NAME)

PED No. 046  
**Worksheet IV Revision: 01/21/2015**

Number	Name of Employee	Job Class No.	Degree 2014-2015	1	2	3	4	5	6	7	8	9	10	11	12	13	14	15	
				2014-2015							2015-2016							Total \$ Increase (col. 13-7)	Total % Increase (col. 14-7 / 7)
				Operational		Add Adj. for Late Beginners	Other Funds		FTE (1+4)	Total Contract Salary (Col. 2+3+5)	Operational		Other Funds		FTE (8+10)	Total Contract Salary (Col. 9+11)			
FTE	Base Salary	FTE	Base Salary	FTE	Base Salary		FTE	Base Salary			FTE	Base Salary							
186	MOLINAR RODRIGUEZ, ALDO	1615		1.00	\$18,551.52	\$0.00	0.00	\$0.00	1.00	\$18,551.52	1.00	\$18,551.52	0.00	\$0.00	1.00	\$18,551.52	\$0.00	0.0%	
187	MOLYNEAUX, LYNDA B	1214		0.50	\$23,764.00	\$0.00	0.50	\$23,764.00	1.00	\$47,528.00	0.50	\$23,764.50	0.50	\$23,764.50	1.00	\$47,529.00	\$1.00	0.0%	
188	MONTOYA, GEORGE LUCERO	1615		1.00	\$20,910.24	\$0.00	0.00	\$0.00	1.00	\$20,910.24	1.00	\$20,910.24	0.00	\$0.00	1.00	\$20,910.24	\$0.00	0.0%	
189	MONTOYA, IRMA	1217		1.00	\$27,518.40	\$0.00	0.00	\$0.00	1.00	\$27,518.40	1.00	\$27,518.40	0.00	\$0.00	1.00	\$27,518.40	\$0.00	0.0%	
190	MOONEY, KATHY L.	1615		1.00	\$17,578.08	\$0.00	0.00	\$0.00	1.00	\$17,578.08	1.00	\$17,578.08	0.00	\$0.00	1.00	\$17,578.08	\$0.00	0.0%	
191	MORALES, ALEJANDRO PATRIC	1615		1.00	\$17,578.08	\$0.00	0.00	\$0.00	1.00	\$17,578.08	1.00	\$17,578.08	0.00	\$0.00	1.00	\$17,578.08	\$0.00	0.0%	
192	MORRISON, REBECCA	1712		1.00	\$14,078.19	\$0.00	0.00	\$0.00	1.00	\$14,078.19	1.00	\$14,078.19	0.00	\$0.00	1.00	\$14,078.19	\$0.00	0.0%	
193	MORROW, LINDA B.	1713		1.00	\$16,499.28	\$0.00	0.00	\$0.00	1.00	\$16,499.28	1.00	\$16,499.28	0.00	\$0.00	1.00	\$16,499.28	\$0.00	0.0%	
194	MOSER, DOUGLAS R.	1112		1.00	\$63,038.00	\$0.00	0.00	\$0.00	1.00	\$63,038.00	1.00	\$63,039.00	0.00	\$0.00	1.00	\$63,039.00	\$1.00	0.0%	
195	MYERS, LORI	1311		1.10	\$47,373.39	\$0.00	0.00	\$0.00	1.10	\$47,373.39	1.10	\$47,374.39	0.00	\$0.00	1.10	\$47,374.39	\$1.00	0.0%	
196	MYERS, TERRY L.	1712		1.00	\$20,239.80	\$0.00	0.00	\$0.00	1.00	\$20,239.80	1.00	\$20,239.80	0.00	\$0.00	1.00	\$20,239.80	\$0.00	0.0%	
197	NIELSEN, PAMELA F	1713		1.00	\$14,334.39	\$0.00	0.00	\$0.00	1.00	\$14,334.39	1.00	\$14,334.39	0.00	\$0.00	1.00	\$14,334.39	\$0.00	0.0%	
198	OBRIEN, TINA J.	1713		1.00	\$19,125.33	\$0.00	0.00	\$0.00	1.00	\$19,125.33	1.00	\$19,125.33	0.00	\$0.00	1.00	\$19,125.33	\$0.00	0.0%	
199	ONTIVEROS, OSCAR	1112		1.00	\$71,906.00	\$0.00	0.00	\$0.00	1.00	\$71,906.00	1.00	\$71,907.00	0.00	\$0.00	1.00	\$71,907.00	\$1.00	0.0%	
200	ORTEGA, JOSEPH ANTHONY	1615		1.00	\$16,136.64	\$0.00	0.00	\$0.00	1.00	\$16,136.64	1.00	\$16,136.64	0.00	\$0.00	1.00	\$16,136.64	\$0.00	0.0%	
201	ORTEGA, RICHARD DAVID	1615		1.00	\$17,578.08	\$0.00	0.00	\$0.00	1.00	\$17,578.08	1.00	\$17,578.08	0.00	\$0.00	1.00	\$17,578.08	\$0.00	0.0%	
202	ORTEGA, WILLIE G	1616		1.00	\$19,843.20	\$0.00	0.00	\$0.00	1.00	\$19,843.20	1.00	\$19,843.20	0.00	\$0.00	1.00	\$19,843.20	\$0.00	0.0%	
203	ORTIZ, ANGELICA	1217		1.00	\$22,127.04	\$0.00	0.00	\$0.00	1.00	\$22,127.04	1.00	\$22,127.04	0.00	\$0.00	1.00	\$22,127.04	\$0.00	0.0%	
204	OSTERHOLM, LISA A.	1713		1.00	\$17,998.05	\$0.00	0.00	\$0.00	1.00	\$17,998.05	1.00	\$17,998.05	0.00	\$0.00	1.00	\$17,998.05	\$0.00	0.0%	
205	OTERO, MAUREEN R.	1712		1.00	\$15,000.51	\$0.00	0.00	\$0.00	1.00	\$15,000.51	1.00	\$15,000.51	0.00	\$0.00	1.00	\$15,000.51	\$0.00	0.0%	
206	OVERSTREET, SARAH E.	1217		1.00	\$20,474.72	\$0.00	0.00	\$0.00	1.00	\$20,474.72	1.00	\$20,474.72	0.00	\$0.00	1.00	\$20,474.72	\$0.00	0.0%	
207	PACHECO, KORINNE D	1214		1.10	\$50,134.42	\$0.00	0.00	\$0.00	1.10	\$50,134.42	1.10	\$50,135.42	0.00	\$0.00	1.10	\$50,135.42	\$1.00	0.0%	
208	PADILLA, YADIRA	1712		1.00	\$15,266.30	\$0.00	0.00	\$0.00	1.00	\$15,266.30	1.00	\$15,266.30	0.00	\$0.00	1.00	\$15,266.30	\$0.00	0.0%	
209	PARKER, DANIEL	1311		1.10	\$61,539.74	\$0.00	0.00	\$0.00	1.10	\$61,539.74	1.10	\$61,540.74	0.00	\$0.00	1.10	\$61,540.74	\$1.00	0.0%	
210	PARKER, DMECA M	1712		1.00	\$14,206.79	\$0.00	0.00	\$0.00	1.00	\$14,206.79	1.00	\$14,206.79	0.00	\$0.00	1.00	\$14,206.79	\$0.00	0.0%	
211	PARRA, STEVEN A.	1114		1.00	\$42,641.00	\$0.00	0.00	\$0.00	1.00	\$42,641.00	1.00	\$42,642.00	0.00	\$0.00	1.00	\$42,642.00	\$1.00	0.0%	
212	PARRISH, MARVIN E.	1615		1.00	\$19,038.24	\$0.00	0.00	\$0.00	1.00	\$19,038.24	1.00	\$19,038.24	0.00	\$0.00	1.00	\$19,038.24	\$0.00	0.0%	
213	PATCH, LISA E.	1215		1.15	\$65,314.00	\$0.00	0.00	\$0.00	1.15	\$65,314.00	1.15	\$65,315.00	0.00	\$0.00	1.15	\$65,315.00	\$1.00	0.0%	
214	PATTERSON, LISA A.	1217		1.00	\$29,221.92	\$0.00	0.00	\$0.00	1.00	\$29,221.92	1.00	\$29,221.92	0.00	\$0.00	1.00	\$29,221.92	\$0.00	0.0%	
215	PEDERSEN, SHANLEY B	1217		0.50	\$21,790.08	\$0.00	0.00	\$0.00	0.50	\$21,790.08	0.50	\$21,790.08	0.00	\$0.00	0.50	\$21,790.08	\$0.00	0.0%	
216	PENA, PRISCILLA N.	1217		1.00	\$18,083.04	\$0.00	0.00	\$0.00	1.00	\$18,083.04	1.00	\$18,083.04	0.00	\$0.00	1.00	\$18,083.04	\$0.00	0.0%	
217	PENKA, TODD J.	1615		1.00	\$16,997.76	\$0.00	0.00	\$0.00	1.00	\$16,997.76	1.00	\$16,997.76	0.00	\$0.00	1.00	\$16,997.76	\$0.00	0.0%	
218	PEREZ, PEDRO	1615		1.00	\$30,382.56	\$0.00	0.00	\$0.00	1.00	\$30,382.56	1.00	\$30,382.56	0.00	\$0.00	1.00	\$30,382.56	\$0.00	0.0%	
219	PERRY, JERRETT DAY	1211		1.00	\$83,649.00	\$0.00	0.00	\$0.00	1.00	\$83,649.00	1.00	\$83,650.00	0.00	\$0.00	1.00	\$83,650.00	\$1.00	0.0%	
220	PERRY, MICHELLE Y.	1211		1.00	\$82,560.00	\$0.00	0.00	\$0.00	1.00	\$82,560.00	1.00	\$82,561.00	0.00	\$0.00	1.00	\$82,561.00	\$1.00	0.0%	
221	PIOR, TRISTA	1217		1.00	\$20,927.20	\$0.00	0.00	\$0.00	1.00	\$20,927.20	1.00	\$20,927.20	0.00	\$0.00	1.00	\$20,927.20	\$0.00	0.0%	
222	PORTER, DORTHY D.	1217		1.00	\$31,524.48	\$0.00	0.00	\$0.00	1.00	\$31,524.48	1.00	\$31,524.48	0.00	\$0.00	1.00	\$31,524.48	\$0.00	0.0%	

**WORKSHEET IV  
PERSONNEL OTHER THAN CLASSROOM TEACHERS  
AVERAGE SALARY COMPUTATION  
2015-2016**

DISTRICT NAME: Alamogordo Revised 5/18/15  
CHARTER NAME: (ENTER NAME)

PED No. 046  
**Worksheet IV Revision: 01/21/2015**

Number	Name of Employee	Job Class No.	Degree 2014-2015	2014-2015							2015-2016							Total \$ Increase (col. 13-7)	Total % Increase (col. 14-7 / 7)
				Operational		Add Adj. for Late Beginners	Other Funds		FTE (1+4)	Total Contract Salary (Col. 2+3+5)	Operational		Other Funds		FTE (8+10)	Total Contract Salary (Col. 9+11)			
				FTE	Base Salary		FTE	Base Salary			FTE	Base Salary	FTE	Base Salary					
223	PORTILLO, ELIZABETH	1712		1.00	\$14,206.29	\$0.00	0.00	\$0.00	1.00	\$14,206.29	1.00	\$14,206.29	0.00	\$0.00	1.00	\$14,206.29	\$0.00	0.0%	
224	QUINTERO, CRYSTAL L.	1712		1.00	\$13,693.54	\$0.00	0.00	\$0.00	1.00	\$13,693.54	1.00	\$13,693.54	0.00	\$0.00	1.00	\$13,693.54	\$0.00	0.0%	
225	RAMSEY, SLOAN J	1114		1.00	\$40,883.00	\$0.00	0.00	\$0.00	1.00	\$40,883.00	1.00	\$40,884.00	0.00	\$0.00	1.00	\$40,884.00	\$1.00	0.0%	
226	RICHARDSON, CONNIE F.	1217		1.00	\$27,612.00	\$0.00	0.00	\$0.00	1.00	\$27,612.00	1.00	\$27,612.00	0.00	\$0.00	1.00	\$27,612.00	\$0.00	0.0%	
227	RIEGER, SHERRY LEE	1217		1.00	\$21,022.56	\$0.00	0.00	\$0.00	1.00	\$21,022.56	1.00	\$21,022.56	0.00	\$0.00	1.00	\$21,022.56	\$0.00	0.0%	
228	RIFFLE, KIM E.	1217		1.00	\$32,142.24	\$0.00	0.00	\$0.00	1.00	\$32,142.24	1.00	\$32,142.24	0.00	\$0.00	1.00	\$32,142.24	\$0.00	0.0%	
229	RODRIGUEZ, FELISETAS	1711		1.00	\$14,334.39	\$0.00	0.00	\$0.00	1.00	\$14,334.39	1.00	\$14,334.39	0.00	\$0.00	1.00	\$14,334.39	\$0.00	0.0%	
230	RODRIGUEZ, MARIO A.	1614		1.00	\$30,345.12	\$0.00	0.00	\$0.00	1.00	\$30,345.12	1.00	\$30,345.12	0.00	\$0.00	1.00	\$30,345.12	\$0.00	0.0%	
231	RODRIGUEZ, SANTOS L	1615		1.00	\$16,136.64	\$0.00	0.00	\$0.00	1.00	\$16,136.64	1.00	\$16,136.64	0.00	\$0.00	1.00	\$16,136.64	\$0.00	0.0%	
232	RODRIGUEZ, STEPHANIE A.	1214		0.50	\$22,833.50	\$0.00	0.50	\$22,833.50	1.00	\$45,667.00	0.50	\$22,834.00	0.50	\$22,834.00	1.00	\$45,668.00	\$1.00	0.0%	
233	ROMAN, BRYAN J	1713		1.00	\$14,334.39	\$0.00	0.00	\$0.00	1.00	\$14,334.39	1.00	\$14,334.39	0.00	\$0.00	1.00	\$14,334.39	\$0.00	0.0%	
234	ROMAN, JANE	1711		1.00	\$28,376.96	\$0.00	0.00	\$0.00	1.00	\$28,376.96	1.00	\$28,376.96	0.00	\$0.00	1.00	\$28,376.96	\$0.00	0.0%	
235	ROMAN, RALPH S.	1615		1.00	\$26,432.64	\$0.00	0.00	\$0.00	1.00	\$26,432.64	1.00	\$26,432.64	0.00	\$0.00	1.00	\$26,432.64	\$0.00	0.0%	
236	ROMERO, PETER	1623		1.00	\$19,062.40	\$0.00	0.00	\$0.00	1.00	\$19,062.40	1.00	\$19,062.40	0.00	\$0.00	1.00	\$19,062.40	\$0.00	0.0%	
237	ROMERO, ROGER L.	1614		1.00	\$22,464.00	\$0.00	0.00	\$0.00	1.00	\$22,464.00	1.00	\$22,464.00	0.00	\$0.00	1.00	\$22,464.00	\$0.00	0.0%	
238	ROTH, ERIKA L.	1712		1.00	\$13,283.97	\$0.00	0.00	\$0.00	1.00	\$13,283.97	1.00	\$13,283.97	0.00	\$0.00	1.00	\$13,283.97	\$0.00	0.0%	
239	RUSSELL, RICHARD R	1315		1.10	\$97,216.00	\$0.00	0.00	\$0.00	1.10	\$97,216.00	1.10	\$97,217.00	0.00	\$0.00	1.10	\$97,217.00	\$1.00	0.0%	
240	SALAS, ADRIANNE	1111		1.00	\$120,000.00	\$0.00	0.00	\$0.00	1.00	\$120,000.00	1.00	\$120,000.00	0.00	\$0.00	1.00	\$120,000.00	\$0.00	0.0%	
241	SANCHEZ, CARMEN	1213		1.00	\$22,865.85	\$0.00	0.00	\$0.00	1.00	\$22,865.85	1.00	\$22,865.85	0.00	\$0.00	1.00	\$22,865.85	\$0.00	0.0%	
242	SANCHEZ, MANUELA R.	1112		1.00	\$64,716.00	\$0.00	0.00	\$0.00	1.00	\$64,716.00	1.00	\$64,717.00	0.00	\$0.00	1.00	\$64,717.00	\$1.00	0.0%	
243	SANCHEZ, MARIANO	1615		1.00	\$18,083.52	\$0.00	0.00	\$0.00	1.00	\$18,083.52	1.00	\$18,083.52	0.00	\$0.00	1.00	\$18,083.52	\$0.00	0.0%	
244	SANCHEZ, MARK A	1214		1.15	\$51,721.09	\$0.00	0.00	\$0.00	1.15	\$51,721.09	1.15	\$51,722.09	0.00	\$0.00	1.15	\$51,722.09	\$1.00	0.0%	
245	SAUCEDO, MARIA	1213		1.00	\$20,624.10	\$0.00	0.00	\$0.00	1.00	\$20,624.10	1.00	\$20,624.10	0.00	\$0.00	1.00	\$20,624.10	\$0.00	0.0%	
246	SAYEN, ISELA R.	1214		0.34	\$11,783.72	\$0.00	0.66	\$22,874.28	1.00	\$34,658.00	0.34	\$11,784.06	0.66	\$22,874.94	1.00	\$34,659.00	\$1.00	0.0%	
247	SCHARMACK, MICHAEL J	1623		1.00	\$16,986.88	\$0.00	0.00	\$0.00	1.00	\$16,986.88	1.00	\$16,986.88	0.00	\$0.00	1.00	\$16,986.88	\$0.00	0.0%	
248	SCHARTAU, LENNY S.	1511		1.00	\$33,133.00	\$0.00	0.00	\$0.00	1.00	\$33,133.00	1.00	\$33,133.00	0.00	\$0.00	1.00	\$33,133.00	\$0.00	0.0%	
249	SCHENK, MARGARET A.	1215		1.00	\$46,753.00	\$0.00	0.00	\$0.00	1.00	\$46,753.00	1.00	\$46,754.00	0.00	\$0.00	1.00	\$46,754.00	\$1.00	0.0%	
250	SCHILD-POPP, JAMI LOUISE	1712		1.00	\$13,283.97	\$0.00	0.00	\$0.00	1.00	\$13,283.97	1.00	\$13,283.97	0.00	\$0.00	1.00	\$13,283.97	\$0.00	0.0%	
251	SCHUYLER, JACK A	1615		1.00	\$17,578.08	\$0.00	0.00	\$0.00	1.00	\$17,578.08	1.00	\$17,578.08	0.00	\$0.00	1.00	\$17,578.08	\$0.00	0.0%	
252	SEDILLO, ELIZABETH A	1618		1.00	\$44,955.00	\$0.00	0.00	\$0.00	1.00	\$44,955.00	1.00	\$44,955.00	0.00	\$0.00	1.00	\$44,955.00	\$0.00	0.0%	
253	SEIDEL, JOHN DEAN	1614		1.00	\$38,057.76	\$0.00	0.00	\$0.00	1.00	\$38,057.76	1.00	\$38,057.76	0.00	\$0.00	1.00	\$38,057.76	\$0.00	0.0%	
254	SHAW, KELLY	1217		0.50	\$7,824.96	\$0.00	0.00	\$0.00	0.50	\$7,824.96	0.50	\$7,824.96	0.00	\$0.00	0.50	\$7,824.96	\$0.00	0.0%	
255	SHAW, KELLY	1711		0.50	\$8,704.08	\$0.00	0.00	\$0.00	0.50	\$8,704.08	0.50	\$8,704.08	0.00	\$0.00	0.50	\$8,704.08	\$0.00	0.0%	
256	SHOEMAKER, TROY	1711		1.00	\$19,125.33	\$0.00	0.00	\$0.00	1.00	\$19,125.33	1.00	\$19,125.33	0.00	\$0.00	1.00	\$19,125.33	\$0.00	0.0%	
257	SILVA, ANDREA G.	1217		1.00	\$15,966.08	\$0.00	0.00	\$0.00	1.00	\$15,966.08	1.00	\$15,966.08	0.00	\$0.00	1.00	\$15,966.08	\$0.00	0.0%	
258	SILVA, DANIEL P.	1614		1.00	\$38,057.76	\$0.00	0.00	\$0.00	1.00	\$38,057.76	1.00	\$38,057.76	0.00	\$0.00	1.00	\$38,057.76	\$0.00	0.0%	
259	SILVA, ROBERT J.	1615		1.00	\$23,662.08	\$0.00	0.00	\$0.00	1.00	\$23,662.08	1.00	\$23,662.08	0.00	\$0.00	1.00	\$23,662.08	\$0.00	0.0%	

**WORKSHEET IV  
PERSONNEL OTHER THAN CLASSROOM TEACHERS  
AVERAGE SALARY COMPUTATION  
2015-2016**

DISTRICT NAME: Alamogordo Revised 5/18/15  
CHARTER NAME: (ENTER NAME)

PED No. 046  
**Worksheet IV Revision: 01/21/2015**

Number	Name of Employee	Job Class No.	Degree 2014-2015	2014-2015							2015-2016							Total \$ Increase (col. 13-7)	Total % Increase (col. 14-7 / 7)
				Operational		Add Adj. for Late Beginners	Other Funds		FTE (1+4)	Total Contract Salary (Col. 2+3+5)	Operational		Other Funds		FTE (8+10)	Total Contract Salary (Col. 9+11)			
				FTE	Base Salary		FTE	Base Salary			FTE	Base Salary	FTE	Base Salary					
260	SMELSER, MELINDA J.	1217		0.50	\$11,821.68	\$0.00	0.00	\$0.00	0.50	\$11,821.68	0.50	\$11,821.68	0.00	\$0.00	0.50	\$11,821.68	\$0.00	0.0%	
261	SMITH, MAUREEN A	1220		1.00	\$50,184.00	\$0.00	0.00	\$0.00	1.00	\$50,184.00	1.00	\$50,184.00	0.00	\$0.00	1.00	\$50,184.00	\$0.00	0.0%	
262	SMITH, SCOTT L	1712		1.00	\$14,078.19	\$0.00	0.00	\$0.00	1.00	\$14,078.19	1.00	\$14,078.19	0.00	\$0.00	1.00	\$14,078.19	\$0.00	0.0%	
263	SPITSBERG, TENA B	1112		1.00	\$60,599.00	\$0.00	0.00	\$0.00	1.00	\$60,599.00	1.00	\$60,600.00	0.00	\$0.00	1.00	\$60,600.00	\$1.00	0.0%	
264	STEEBY, MONICA T	1114		1.10	\$41,102.60	\$0.00	0.00	\$0.00	1.10	\$41,102.60	1.10	\$41,103.60	0.00	\$0.00	1.10	\$41,103.60	\$1.00	0.0%	
265	STRICKLAND, SANDY L	1713		1.00	\$14,206.29	\$0.00	0.00	\$0.00	1.00	\$14,206.29	1.00	\$14,206.29	0.00	\$0.00	1.00	\$14,206.29	\$0.00	0.0%	
266	STURGIS, BARBARA	1217		0.40	\$15,000.00	\$0.00	0.00	\$0.00	0.40	\$15,000.00	0.40	\$15,000.00	0.00	\$0.00	0.40	\$15,000.00	\$0.00	0.0%	
267	SUKUP, ELENA	1217		1.00	\$19,046.08	\$0.00	0.00	\$0.00	1.00	\$19,046.08	1.00	\$19,046.08	0.00	\$0.00	1.00	\$19,046.08	\$0.00	0.0%	
268	SWIGGETT, CONNIE SUE	1615		1.00	\$18,551.52	\$0.00	0.00	\$0.00	1.00	\$18,551.52	1.00	\$18,551.52	0.00	\$0.00	1.00	\$18,551.52	\$0.00	0.0%	
269	SYLING, DOYLE	1113		1.00	\$67,405.00	\$0.00	0.00	\$0.00	1.00	\$67,405.00	1.00	\$67,406.00	0.00	\$0.00	1.00	\$67,406.00	\$1.00	0.0%	
270	TAYLOR, BEVERLY C	1214		1.10	\$61,369.58	\$0.00	0.00	\$0.00	1.10	\$61,369.58	1.10	\$61,370.58	0.00	\$0.00	1.10	\$61,370.58	\$1.00	0.0%	
271	TELLES, RAMONA Y	1217		1.00	\$22,220.00	\$0.00	0.00	\$0.00	1.00	\$22,220.00	1.00	\$22,220.00	0.00	\$0.00	1.00	\$22,220.00	\$0.00	0.0%	
272	TERRAZAS, RUTH ANGELICA	1713		1.00	\$16,499.28	\$0.00	0.00	\$0.00	1.00	\$16,499.28	1.00	\$16,499.28	0.00	\$0.00	1.00	\$16,499.28	\$0.00	0.0%	
273	THOMPSON, CRISTY L.	1217		1.00	\$27,518.40	\$0.00	0.00	\$0.00	1.00	\$27,518.40	1.00	\$27,518.40	0.00	\$0.00	1.00	\$27,518.40	\$0.00	0.0%	
274	TINGUELY, CRYSTAL M.	1712		1.00	\$14,603.40	\$0.00	0.00	\$0.00	1.00	\$14,603.40	1.00	\$14,603.40	0.00	\$0.00	1.00	\$14,603.40	\$0.00	0.0%	
275	TINGUELY, SUSAN E.	1712		1.00	\$18,981.55	\$0.00	0.00	\$0.00	1.00	\$18,981.55	1.00	\$18,981.55	0.00	\$0.00	1.00	\$18,981.55	\$0.00	0.0%	
276	TROWBRIDGE, CHRISTINE	1217		1.00	\$21,607.04	\$0.00	0.00	\$0.00	1.00	\$21,607.04	1.00	\$21,607.04	0.00	\$0.00	1.00	\$21,607.04	\$0.00	0.0%	
277	TURNBULL, SARINA K	1212		1.00	\$34,946.00	\$0.00	0.00	\$0.00	1.00	\$34,946.00	1.00	\$34,947.00	0.00	\$0.00	1.00	\$34,947.00	\$1.00	0.0%	
278	TYLER, DRUE A.	1217		1.00	\$34,594.56	\$0.00	0.00	\$0.00	1.00	\$34,594.56	1.00	\$34,594.56	0.00	\$0.00	1.00	\$34,594.56	\$0.00	0.0%	
279	VAN AUKEN, PANDORA KAY	1217		0.50	\$13,384.80	\$0.00	0.00	\$0.00	0.50	\$13,384.80	0.50	\$13,384.80	0.00	\$0.00	0.50	\$13,384.80	\$0.00	0.0%	
280	VAN CLEAVE, RACHEL MARIE	1713		1.00	\$14,334.39	\$0.00	0.00	\$0.00	1.00	\$14,334.39	1.00	\$14,334.39	0.00	\$0.00	1.00	\$14,334.39	\$0.00	0.0%	
281	VAN DUYN, STEVEN MARK	1511		1.00	\$54,070.00	\$0.00	0.00	\$0.00	1.00	\$54,070.00	1.00	\$54,070.00	0.00	\$0.00	1.00	\$54,070.00	\$0.00	0.0%	
282	VAN VLIET, NICOLA M.	1216		1.00	\$19,868.31	\$0.00	0.00	\$0.00	1.00	\$19,868.31	1.00	\$19,868.31	0.00	\$0.00	1.00	\$19,868.31	\$0.00	0.0%	
283	VANDERGRIFF, CHRYSTAL A	1313		1.05	\$48,226.92	\$0.00	0.00	\$0.00	1.05	\$48,226.92	1.05	\$48,227.92	0.00	\$0.00	1.05	\$48,227.92	\$1.00	0.0%	
284	VANN, DONNA LEE	1220		1.00	\$28,679.04	\$0.00	0.00	\$0.00	1.00	\$28,679.04	1.00	\$28,679.04	0.00	\$0.00	1.00	\$28,679.04	\$0.00	0.0%	
285	VANN, TERRY I	1214		1.10	\$60,688.92	\$0.00	0.00	\$0.00	1.10	\$60,688.92	1.10	\$60,689.92	0.00	\$0.00	1.10	\$60,689.92	\$1.00	0.0%	
286	VARGAS, ADELLITA A.	1713		1.00	\$19,868.31	\$0.00	0.00	\$0.00	1.00	\$19,868.31	1.00	\$19,868.31	0.00	\$0.00	1.00	\$19,868.31	\$0.00	0.0%	
287	VARGAS, CARLOS ALBERTO	1615		1.00	\$16,623.36	\$0.00	0.00	\$0.00	1.00	\$16,623.36	1.00	\$16,623.36	0.00	\$0.00	1.00	\$16,623.36	\$0.00	0.0%	
288	VASQUEZ, ROBERT V.	1614		1.00	\$32,217.12	\$0.00	0.00	\$0.00	1.00	\$32,217.12	1.00	\$32,217.12	0.00	\$0.00	1.00	\$32,217.12	\$0.00	0.0%	
289	VEGA, LARRY R	1615		1.00	\$18,083.52	\$0.00	0.00	\$0.00	1.00	\$18,083.52	1.00	\$18,083.52	0.00	\$0.00	1.00	\$18,083.52	\$0.00	0.0%	
290	VEGA, LLOYD	1614		1.00	\$37,365.12	\$0.00	0.00	\$0.00	1.00	\$37,365.12	1.00	\$37,365.12	0.00	\$0.00	1.00	\$37,365.12	\$0.00	0.0%	
291	VIRDEN, ROY D.	1217		1.00	\$52,790.40	\$0.00	0.00	\$0.00	1.00	\$52,790.40	1.00	\$52,790.40	0.00	\$0.00	1.00	\$52,790.40	\$0.00	0.0%	
292	VLAUN, JO M	1318		0.75	\$25,532.25	\$0.00	0.00	\$0.00	0.75	\$25,532.25	0.75	\$25,540.50	0.00	\$0.00	0.75	\$25,540.50	\$8.25	0.0%	
293	VOSE, LINDA	1212		1.00	\$54,970.00	\$0.00	0.00	\$0.00	1.00	\$54,970.00	1.00	\$54,971.00	0.00	\$0.00	1.00	\$54,971.00	\$1.00	0.0%	
294	WALKER, JOHNNIE	1112		1.00	\$65,387.00	\$0.00	0.00	\$0.00	1.00	\$65,387.00	1.00	\$65,388.00	0.00	\$0.00	1.00	\$65,388.00	\$1.00	0.0%	
295	WILKEY, ELIZABETH LYNN	1217		1.00	\$22,351.68	\$0.00	0.00	\$0.00	1.00	\$22,351.68	1.00	\$22,351.68	0.00	\$0.00	1.00	\$22,351.68	\$0.00	0.0%	
296	WILLIS, MICHAELLA M.	1711		1.00	\$14,078.19	\$0.00	0.00	\$0.00	1.00	\$14,078.19	1.00	\$14,078.19	0.00	\$0.00	1.00	\$14,078.19	\$0.00	0.0%	

**WORKSHEET IV  
PERSONNEL OTHER THAN CLASSROOM TEACHERS  
AVERAGE SALARY COMPUTATION  
2015-2016**

DISTRICT NAME: Alamogordo Revised 5/18/15  
 CHARTER NAME: (ENTER NAME)

PED No. 046  
**Worksheet IV Revision: 01/21/2015**

Number	Name of Employee	Job Class No.	Degree 2014-2015	1	2	3	4	5	6	7	8	9	10	11	12	13	14	15	
				2014-2015							2015-2016							Total \$ Increase (col. 13-7)	Total % Increase (col. 14-7 / 7)
				Operational		Add Adj. for Late Beginners	Other Funds		FTE (1+4)	Total Contract Salary (Col. 2+3+5)	Operational		Other Funds		FTE (8+10)	Total Contract Salary (Col. 9+11)			
FTE	Base Salary	FTE	Base Salary	FTE	Base Salary		FTE	Base Salary			FTE	Base Salary							
297	WINTLEND, JENNIFER	1216		1.00	\$14,206.29	\$0.00	0.00	\$0.00	1.00	\$14,206.29	1.00	\$14,206.29	0.00	\$0.00	1.00	\$14,206.29	\$0.00	0.0%	
298	YEAGER, MARY BETH	1712		1.00	\$16,499.28	\$0.00	0.00	\$0.00	1.00	\$16,499.28	1.00	\$16,499.28	0.00	\$0.00	1.00	\$16,499.28	\$0.00	0.0%	
299	YEHLE, LISA S.	1312		1.05	\$64,751.50	\$0.00	0.00	\$0.00	1.05	\$64,751.50	1.05	\$64,752.50	0.00	\$0.00	1.05	\$64,752.50	\$1.00	0.0%	
300	ZACHRY, KAREN L.	1217		1.00	\$25,270.40	\$0.00	0.00	\$0.00	1.00	\$25,270.40	1.00	\$25,270.40	0.00	\$0.00	1.00	\$25,270.40	\$0.00	0.0%	
301	VAN CLEAVE, RACHEL MARIE	1713		1.00	\$14,334.39	\$0.00	0.00	\$0.00	1.00	\$14,334.39	1.00	\$14,334.39	0.00	\$0.00	1.00	\$14,334.39	\$0.00	0.0%	
302						\$0.00	0.00	\$0.00	0.00	\$0.00	0.00		0.00	\$0.00	0.00	\$0.00	\$0.00	0.0%	
303						\$0.00	0.00	\$0.00	0.00	\$0.00	0.00		0.00	\$0.00	0.00	\$0.00	\$0.00	0.0%	
304						\$0.00	0.00	\$0.00	0.00	\$0.00	0.00		0.00	\$0.00	0.00	\$0.00	\$0.00	0.0%	
305						\$0.00	0.00	\$0.00	0.00	\$0.00	0.00		0.00	\$0.00	0.00	\$0.00	\$0.00	0.0%	
306						\$0.00	0.00	\$0.00	0.00	\$0.00	0.00		0.00	\$0.00	0.00	\$0.00	\$0.00	0.0%	
307						\$0.00	0.00	\$0.00	0.00	\$0.00	0.00		0.00	\$0.00	0.00	\$0.00	\$0.00	0.0%	
308						\$0.00	0.00	\$0.00	0.00	\$0.00	0.00		0.00	\$0.00	0.00	\$0.00	\$0.00	0.0%	
309						\$0.00	0.00	\$0.00	0.00	\$0.00	0.00		0.00	\$0.00	0.00	\$0.00	\$0.00	0.0%	
<b>TOTAL</b>				292.59	\$9,147,727.32	\$0.00	3.16	\$147,761.84	295.75	\$9,295,489.16	292.59	\$9,147,805.21	3.16	\$147,765.00	295.75	\$9,295,570.21	\$81.05	0.0%	

## WORKSHEET V INSTRUCTIONS

The **Worksheet V** form was designed to collect salaries budgeted out of the "Operational Fund". This form compares current year salaries to projected salaries for both base and contract amounts for returning staff in order to compute average salary increases.

In order to ensure that this form is utilized and presented properly, we ask that you take the time to look through the instructions for each column before filling out the form.

*1st Untitled column* Name of Employee - self-explanatory

*2nd Untitled column* Job Class No. 2014-2015 - The only eligible job class numbers to be used on this form are for teachers. More specifically, they are the following:

1411 - Teachers - Grades 1-12	1414 - Teachers - Preschool (exclude Special Education)
1412 - Teachers - Special Education	1415 - Teachers - Vocational & Technical
1413 - Teachers - Early Childhood Education	1416 - Teachers - Other Instruction
	1422 - Teachers - Special Education Gifted

*3rd Untitled column* LEVEL 0,1, 2, 3: Enter each teacher's Licensure Level. Level "zero" is for interns. Please select from the menu option and do not deviate from this option.

*4th Untitled column* Degree 2014-2015 - Used to determine placement on the salary schedule, using current degree status.

**Column 1** Oper. FTE - designed to capture the FTE paid through the **OPERATIONAL FUND**. This is the only column used to capture this information for the two years being compared, so **it must be used only for those RETURNING FTEs that are expected (and budgeted) for the upcoming school year**. If a position is currently vacant or an employee is not expected to return, they should not be included on this form.

**Column 2** Actual Base Salary Paid 2014-2015 - To show the actual amount expected to be paid to an employee for the current year - NOT THE SALARY FROM THE SALARY SCHEDULE. Although this amount may match the salary schedule, it may not due to late beginning employees. Adjustments will be made in column 5.

**Column 3** Add Adj. for Late Beginners 2014-2015 - used as an adjustment for those employees who started after the beginning of the year, but who are expected to return (and are budgeted) for the upcoming school year. This adjustment should bring an employee's salary up to the level they would have received, had they been there the full year.

**Column 4** TOTAL Base 2014-2015 - Adds the two previous columns to give a true annual salary. This number is automatically calculated and is needed to show a true comparison to the proposed annual salary.

**Column 5** Allowable Increments 2014-2015 - All increments that relate to classroom instruction are allowable, such as an increment for a teacher serving as a department head. The amounts which should be EXCLUDED from this total are non-recurring one-time increases, extended contract amounts and those increments related to the Athletics (07) and Non-Instructional Student Support (08) functions.

**Column 6** Total Contract Salary 2014-2015 - Adds the TOTAL Base figure (col. 4), and Allowable Increments (col. 5) for the current year. This number is automatically calculated.

**Column 7** Oper. FTE - Repeat of column 1; will carry over automatically.

**Column 8** Teaching Experience Allowed 2015-2016 - The amount of experience that will be allowed for placement on the salary schedule. Refer to district guidelines when employee was not employed for the entire previous year.

**Column 9** PROPOSED Base Salary 2015-2016 - same as column 6, except there will not be any late beginning adjustments to add - every position will be proposed and budgeted assuming full-year employment.

**Column 10** Allowable Increments 2015-2016 - See column 5 instructions.

**Column 11** Total Contract Salary 2015-2016 - Adds the PROPOSED Base figure (col. 9), and Allowable Increments (col. 10) for the current year. This number is automatically calculated.

**Column 12** Total Contract Increase - The difference between the proposed year's (2015-2016) contract amount (col. 11) and the current year's (2014-2015) contract amount (col. 6). This number is automatically calculated.

**Column 13** Total Base % Increase - The percentage difference between the proposed year's (2015-2016) base amount (col. 9) and the current year's (2014-2015) base amount (col. 4). This number is automatically calculated.

**WORKSHEET V  
TEACHERS AVERAGE SALARY COMPUTATION  
2015-2016**

Include only **CURRENTLY EMPLOYED**, Full-time equivalent, Operational Fund (11000) teachers (exclusive of part-time) whose salary and FTE are in job classification numbers **1411,1412,1413, 1414, 1415, 1416** and **1422**, and **who are expected to return for school year 2015-2016**.

**The salary must fall into the Local School Board approved salary schedule, including teaching increments.**

**BASE Salaries**

For column 4 and 9:

Total their base salary ONLY!! For late beginning teachers, include the amount they would have been paid had they been employed since the beginning of the school year and count the full position.

$$\text{Column 4} \quad \frac{\$15,625,847.42}{\text{2014-2015 Base Salary}} \text{ divided by } \frac{351.74}{\text{Oper FTE}} \text{ equals } \underline{\$44,424.43}, \text{ or } \text{2014-2015 Average BASE Salary}$$

$$\text{Column 9} \quad \frac{\$15,721,853.17}{\text{2015-2016 Base Salary}} \text{ divided by } \frac{351.74}{\text{Oper FTE}} \text{ equals } \underline{\$44,697.37}, \text{ or } \text{2015-2016 Average BASE Salary}$$

**CONTRACT Salaries**

For column 6 and 11:

Total their contracts, including extended contract amounts and all increments which relate to classroom instruction. **EXCLUDE non-recurring one time increases, extended contract amounts and special increments coded in the 07 and 08 function**. For late beginning teachers, include the amount they would have been paid had they been employed since the beginning of the school year and count the full position.

PROJECT THESE SAME TEACHERS on the salary schedule for 2014-2015 in the same position, qualifications and FTE but with one additional year's experience.

$$\text{Column 6} \quad \frac{\$15,625,847.42}{\text{2014-15 Contract Salary}} \text{ divided by } \frac{351.74}{\text{Oper FTE}} \text{ equals } \underline{\$44,424.43}, \text{ or } \text{2014-2015 Average CONTRACT Salary}$$

$$\text{Column 11} \quad \frac{\$15,721,853.17}{\text{2015-2016 Contract Salary}} \text{ divided by } \frac{351.74}{\text{Oper FTE}} \text{ equals } \underline{\$44,697.37}, \text{ or } \text{2015-2016 Average CONTRACT Salary}$$

**YEARS EXPERIENCE**

$$\text{Column 8} \quad \frac{4,310.00}{\text{Teaching Experience Allowed}} \text{ divided by } \frac{351.74}{\text{Oper FTE}} \text{ equals } \underline{12.25}, \text{ or } \text{Average Years Experience}$$

**WORKSHEET V**  
**TEACHERS AVERAGE SALARY COMPUTATION 2015-2016**  
*Operational Fund Only*

DISTRICT NAME: Alamogordo Revised 5/18/15

PED No. 046

CHARTER NAME: (ENTER NAME)

Worksheet V Revision: 01/21/15

Number	Name of Employee	Job Class No.	2014-2015 LEVEL 0, 1, 2, 3	Degree 2014-2015	2014-2015					2015-2016					12 Total Contract Increase (Col. 11-6)	13 Total Base % Increase (Col. (9-4)/4)		
					1 Oper FTE	2 Actual Base Salary Paid*	3 Add Adj. For the Beginning	4 TOTAL Base (Col. 2+3)	5 Allowable Increments	6 Total Contract (Col. 4+5)	7 LEVEL 0, 1, 2, 3	8 Oper FTE	9 Teaching Experience Allowed*	10 PROPOSED Base Salary				
																	11 Allowable Increment	11 Total Contract (Col. 9+10)
1	AREVALO, GRECIA G.	1411	1	BA	1.00	\$ 32,000.00	\$ -	\$ 32,000.00	\$ -	\$ 32,000.00	1	1.00	1	\$ 34,001.00	\$ -	\$ 34,001.00	\$ 2,001.00	6.25%
2	ARMUO, TINA LYNN	1411	1	BA	1.00	\$ 32,000.00	\$ -	\$ 32,000.00	\$ -	\$ 32,000.00	1	1.00	1	\$ 34,001.00	\$ -	\$ 34,001.00	\$ 2,001.00	6.25%
3	BALDERRAMA, RENE M.	1413	1	BA	1.00	\$ 32,000.00	\$ -	\$ 32,000.00	\$ -	\$ 32,000.00	1	1.00	1	\$ 34,001.00	\$ -	\$ 34,001.00	\$ 2,001.00	6.25%
4	BURNS, TANJA M.	1411	1	BA	1.00	\$ 32,000.00	\$ -	\$ 32,000.00	\$ -	\$ 32,000.00	1	1.00	1	\$ 34,001.00	\$ -	\$ 34,001.00	\$ 2,001.00	6.25%
5	CHUMARD, STARR S.	1411	1	BA	1.00	\$ 32,000.00	\$ -	\$ 32,000.00	\$ -	\$ 32,000.00	1	1.00	1	\$ 34,001.00	\$ -	\$ 34,001.00	\$ 2,001.00	6.25%
6	CONTRERAS-CHAVEZ, BELINDA F	1411	1	BA	1.00	\$ 32,000.00	\$ -	\$ 32,000.00	\$ -	\$ 32,000.00	1	1.00	1	\$ 34,001.00	\$ -	\$ 34,001.00	\$ 2,001.00	6.25%
7	CREAMER, MELISSA	1411	1	BA	1.00	\$ 32,000.00	\$ -	\$ 32,000.00	\$ -	\$ 32,000.00	1	1.00	1	\$ 34,001.00	\$ -	\$ 34,001.00	\$ 2,001.00	6.25%
8	ED, MEGAN L.	1411	1	BA	1.00	\$ 32,000.00	\$ -	\$ 32,000.00	\$ -	\$ 32,000.00	1	1.00	1	\$ 34,001.00	\$ -	\$ 34,001.00	\$ 2,001.00	6.25%
9	FURPHY, DAVID HENRY	1412	1	BA	1.00	\$ 32,000.00	\$ -	\$ 32,000.00	\$ -	\$ 32,000.00	1	1.00	1	\$ 34,001.00	\$ -	\$ 34,001.00	\$ 2,001.00	6.25%
10	GAFFNEY, CATHERINE J.	1411	1	BA	1.00	\$ 32,000.00	\$ -	\$ 32,000.00	\$ -	\$ 32,000.00	1	1.00	1	\$ 34,001.00	\$ -	\$ 34,001.00	\$ 2,001.00	6.25%
11	GLADSTONE, TONYA M	1411	1	BA	1.00	\$ 32,000.00	\$ -	\$ 32,000.00	\$ -	\$ 32,000.00	1	1.00	1	\$ 34,001.00	\$ -	\$ 34,001.00	\$ 2,001.00	6.25%
12	KING, MANDY R	1411	1	BA	1.00	\$ 32,000.00	\$ -	\$ 32,000.00	\$ -	\$ 32,000.00	1	1.00	1	\$ 34,001.00	\$ -	\$ 34,001.00	\$ 2,001.00	6.25%
13	KONIGSMARK, MARK BOLAN	1411	1	BA	1.00	\$ 32,000.00	\$ -	\$ 32,000.00	\$ -	\$ 32,000.00	1	1.00	1	\$ 34,001.00	\$ -	\$ 34,001.00	\$ 2,001.00	6.25%
14	NELSON, DREW	1411	1	BA	1.00	\$ 32,000.00	\$ -	\$ 32,000.00	\$ -	\$ 32,000.00	1	1.00	1	\$ 34,001.00	\$ -	\$ 34,001.00	\$ 2,001.00	6.25%
15	ORJALA, ALLISON A.	1411	1	BA	1.00	\$ 32,000.00	\$ -	\$ 32,000.00	\$ -	\$ 32,000.00	1	1.00	1	\$ 34,001.00	\$ -	\$ 34,001.00	\$ 2,001.00	6.25%
16	POWELL, ASHLEY	1411	1	BA	1.00	\$ 32,000.00	\$ -	\$ 32,000.00	\$ -	\$ 32,000.00	1	1.00	1	\$ 34,001.00	\$ -	\$ 34,001.00	\$ 2,001.00	6.25%
17	ROGERS, LAUREN W.	1411	1	BA	1.00	\$ 32,000.00	\$ -	\$ 32,000.00	\$ -	\$ 32,000.00	1	1.00	1	\$ 34,001.00	\$ -	\$ 34,001.00	\$ 2,001.00	6.25%
18	SATATHITE, CATHARINE A	1411	1	BA	1.00	\$ 32,000.00	\$ -	\$ 32,000.00	\$ -	\$ 32,000.00	1	1.00	1	\$ 34,001.00	\$ -	\$ 34,001.00	\$ 2,001.00	6.25%
19	SCHRANER, AMANDA M.	1411	1	BA	1.00	\$ 32,000.00	\$ -	\$ 32,000.00	\$ -	\$ 32,000.00	1	1.00	1	\$ 34,001.00	\$ -	\$ 34,001.00	\$ 2,001.00	6.25%
20	SCHULZ, CATHERINE N.	1411	1	BA	1.00	\$ 32,000.00	\$ -	\$ 32,000.00	\$ -	\$ 32,000.00	1	1.00	1	\$ 34,001.00	\$ -	\$ 34,001.00	\$ 2,001.00	6.25%
21	SIDES, SHELLY A	1411	1	BA	1.00	\$ 32,000.00	\$ -	\$ 32,000.00	\$ -	\$ 32,000.00	1	1.00	1	\$ 34,001.00	\$ -	\$ 34,001.00	\$ 2,001.00	6.25%
22	URBINA, YVONNE	1411	1	BA	1.00	\$ 32,000.00	\$ -	\$ 32,000.00	\$ -	\$ 32,000.00	1	1.00	1	\$ 34,001.00	\$ -	\$ 34,001.00	\$ 2,001.00	6.25%
23	VILLESICAS, DYLAN M.	1411	1	BA	1.00	\$ 32,000.00	\$ -	\$ 32,000.00	\$ -	\$ 32,000.00	1	1.00	1	\$ 34,001.00	\$ -	\$ 34,001.00	\$ 2,001.00	6.25%
24	ALFARO, DIANE GAY	1412	1	BA	1.00	\$ 32,793.00	\$ -	\$ 32,793.00	\$ -	\$ 32,793.00	1	1.00	2	\$ 34,002.00	\$ -	\$ 34,002.00	\$ 1,209.00	3.69%
25	ANGULO, PATRICK S.	1412	1	BA	1.00	\$ 32,793.00	\$ -	\$ 32,793.00	\$ -	\$ 32,793.00	1	1.00	2	\$ 34,002.00	\$ -	\$ 34,002.00	\$ 1,209.00	3.69%
26	LOPEZ, JESSICA E.	1411	1	BA	1.00	\$ 32,793.00	\$ -	\$ 32,793.00	\$ -	\$ 32,793.00	1	1.00	2	\$ 34,002.00	\$ -	\$ 34,002.00	\$ 1,209.00	3.69%
27	MENDOZA, ANNE J	1411	1	BA	1.00	\$ 32,793.00	\$ -	\$ 32,793.00	\$ -	\$ 32,793.00	1	1.00	2	\$ 34,002.00	\$ -	\$ 34,002.00	\$ 1,209.00	3.69%
28	PHILLIPS, KATIE	1411	1	BA	1.00	\$ 32,793.00	\$ -	\$ 32,793.00	\$ -	\$ 32,793.00	1	1.00	2	\$ 34,002.00	\$ -	\$ 34,002.00	\$ 1,209.00	3.69%
29	SOWDEN, ANDIE M.	1411	1	BA	1.00	\$ 32,793.00	\$ -	\$ 32,793.00	\$ -	\$ 32,793.00	1	1.00	2	\$ 34,002.00	\$ -	\$ 34,002.00	\$ 1,209.00	3.69%
30	STANWAY, NAOMI	1411	1	BA	1.00	\$ 32,793.00	\$ -	\$ 32,793.00	\$ -	\$ 32,793.00	1	1.00	2	\$ 34,002.00	\$ -	\$ 34,002.00	\$ 1,209.00	3.69%
31	STEADMAN, SHELBY M.	1411	1	BA	1.00	\$ 32,793.00	\$ -	\$ 32,793.00	\$ -	\$ 32,793.00	1	1.00	2	\$ 34,002.00	\$ -	\$ 34,002.00	\$ 1,209.00	3.69%
32	WELLS, JACOB	1411	1	BA	1.00	\$ 32,793.00	\$ -	\$ 32,793.00	\$ -	\$ 32,793.00	1	1.00	2	\$ 34,002.00	\$ -	\$ 34,002.00	\$ 1,209.00	3.69%
33	ESTRADA, CHRISTINA	1416	1	BA	1.05	\$ 34,397.00	\$ -	\$ 34,397.00	\$ -	\$ 34,397.00	1	1.05	2	\$ 34,398.00	\$ -	\$ 34,398.00	\$ 1.00	0.00%
34	ALDERETE, ELISHA ANN	1411	1	BA	1.00	\$ 33,120.00	\$ -	\$ 33,120.00	\$ -	\$ 33,120.00	1	1.00	3	\$ 34,003.00	\$ -	\$ 34,003.00	\$ 883.00	2.67%
35	EVANS, CHRISTINA N.	1411	1	BA	1.00	\$ 33,120.00	\$ -	\$ 33,120.00	\$ -	\$ 33,120.00	1	1.00	3	\$ 34,003.00	\$ -	\$ 34,003.00	\$ 883.00	2.67%
36	HERNANDEZ-KLAASSEN, MANUE	1415	1	BA	1.00	\$ 33,120.00	\$ -	\$ 33,120.00	\$ -	\$ 33,120.00	1	1.00	3	\$ 34,003.00	\$ -	\$ 34,003.00	\$ 883.00	2.67%
37	HILL, MADISON LEE	1411	1	BA	1.00	\$ 33,120.00	\$ -	\$ 33,120.00	\$ -	\$ 33,120.00	1	1.00	3	\$ 34,003.00	\$ -	\$ 34,003.00	\$ 883.00	2.67%
38	HOXIE, EMILY ARLINE	1411	1	BA	1.00	\$ 33,120.00	\$ -	\$ 33,120.00	\$ -	\$ 33,120.00	1	1.00	3	\$ 34,003.00	\$ -	\$ 34,003.00	\$ 883.00	2.67%
39	JONES, DAKOTA P.	1411	1	BA	1.00	\$ 33,120.00	\$ -	\$ 33,120.00	\$ -	\$ 33,120.00	1	1.00	3	\$ 34,003.00	\$ -	\$ 34,003.00	\$ 883.00	2.67%
40	KEALEY, MELISSA ANN	1411	1	BA	1.00	\$ 33,120.00	\$ -	\$ 33,120.00	\$ -	\$ 33,120.00	1	1.00	3	\$ 34,003.00	\$ -	\$ 34,003.00	\$ 883.00	2.67%
41	LANDRY, KIMBERLY A	1411	1	BA	1.00	\$ 33,120.00	\$ -	\$ 33,120.00	\$ -	\$ 33,120.00	1	1.00	3	\$ 34,003.00	\$ -	\$ 34,003.00	\$ 883.00	2.67%
42	MCELHENY, KARA MARGARET	1413	1	BA	1.00	\$ 33,120.00	\$ -	\$ 33,120.00	\$ -	\$ 33,120.00	1	1.00	3	\$ 34,003.00	\$ -	\$ 34,003.00	\$ 883.00	2.67%
43	MENDEZ, KRISTINA J.	1411	1	BA	1.00	\$ 33,120.00	\$ -	\$ 33,120.00	\$ -	\$ 33,120.00	1	1.00	3	\$ 34,003.00	\$ -	\$ 34,003.00	\$ 883.00	2.67%
44	MUELLER, AMANDA MARIE	1411	1	BA	1.00	\$ 33,120.00	\$ -	\$ 33,120.00	\$ -	\$ 33,120.00	1	1.00	3	\$ 34,003.00	\$ -	\$ 34,003.00	\$ 883.00	2.67%
45	NODGE, ERIC THOMAS	1411	1	BA	1.00	\$ 33,120.00	\$ -	\$ 33,120.00	\$ -	\$ 33,120.00	1	1.00	3	\$ 34,003.00	\$ -	\$ 34,003.00	\$ 883.00	2.67%

\* Refer to your instructions for definitions of column names.  
 Unhide rows to add more employees. Add rows after 1200 employees (Don't forget to copy formulas after 1200!)

**WORKSHEET V**  
**TEACHERS AVERAGE SALARY COMPUTATION 2015-2016**  
*Operational Fund Only*

DISTRICT NAME: Alamogordo Revised 5/18/15

PED No. 046

CHARTER NAME: (ENTER NAME)

Worksheet V Revision: 01/21/15

Number	Name of Employee	Job Class No.	2014-2015 LEVEL 0, 1, 2, 3	Degree 2014-2015	2014-2015					2015-2016 LEVEL 0, 1, 2, 3	2015-2016					Total Contract Increase (Col. 11-6)	Total Base % Increase (Col. (9-4)/4)	
					Oper FTE	Actual Base Salary Paid*	Adj. FTE Beginne	TOTAL Base (Col. 2+3)	Allowable Increments		Total Contract (Col. 4+5)	Oper FTE	Teaching Experience Allowed*	PROPOSED Base Salary	Allowable Increment			Total Contract (Col. 9+10)
46	NORIEGA, LORI R.	1411	1	BA	1.00	\$ 33,120.00	\$ -	\$ 33,120.00	\$ -	\$ 33,120.00	1	1.00	3	\$ 34,003.00	\$ -	\$ 34,003.00	\$ 883.00	2.67%
47	PROCTOR, BLAINE S.	1411	1	BA	1.00	\$ 33,120.00	\$ -	\$ 33,120.00	\$ -	\$ 33,120.00	1	1.00	3	\$ 34,003.00	\$ -	\$ 34,003.00	\$ 883.00	2.67%
48	RAHN, ASHLEY N	1411	1	BA	1.00	\$ 33,120.00	\$ -	\$ 33,120.00	\$ -	\$ 33,120.00	1	1.00	3	\$ 34,003.00	\$ -	\$ 34,003.00	\$ 883.00	2.67%
49	RODRIGUEZ, SASHA S	1411	1	BA	1.00	\$ 33,120.00	\$ -	\$ 33,120.00	\$ -	\$ 33,120.00	1	1.00	3	\$ 34,003.00	\$ -	\$ 34,003.00	\$ 883.00	2.67%
50	RUIZ, KELLI	1411	1	BA	1.00	\$ 33,120.00	\$ -	\$ 33,120.00	\$ -	\$ 33,120.00	1	1.00	3	\$ 34,003.00	\$ -	\$ 34,003.00	\$ 883.00	2.67%
51	SENIOR, CHRISTOPHER JOHN	1411	1	BA	1.00	\$ 33,120.00	\$ -	\$ 33,120.00	\$ -	\$ 33,120.00	1	1.00	3	\$ 34,003.00	\$ -	\$ 34,003.00	\$ 883.00	2.67%
52	SHADRON, SARAH M.	1411	1	BA	1.00	\$ 33,120.00	\$ -	\$ 33,120.00	\$ -	\$ 33,120.00	1	1.00	3	\$ 34,003.00	\$ -	\$ 34,003.00	\$ 883.00	2.67%
53	SPOTTS, HEATHER BARTLETT	1413	1	BA	1.00	\$ 33,120.00	\$ -	\$ 33,120.00	\$ -	\$ 33,120.00	1	1.00	3	\$ 34,003.00	\$ -	\$ 34,003.00	\$ 883.00	2.67%
54	WATSON, ALLISON J.	1411	1	BA	1.00	\$ 33,120.00	\$ -	\$ 33,120.00	\$ -	\$ 33,120.00	1	1.00	3	\$ 34,003.00	\$ -	\$ 34,003.00	\$ 883.00	2.67%
55	WRIGHT, EMILY ELYSE	1411	1	BA	1.00	\$ 33,120.00	\$ -	\$ 33,120.00	\$ -	\$ 33,120.00	1	1.00	3	\$ 34,003.00	\$ -	\$ 34,003.00	\$ 883.00	2.67%
56	ARAGON, SAMUEL H. JR.	1412	1	BA	1.00	\$ 33,121.00	\$ -	\$ 33,121.00	\$ -	\$ 33,121.00	1	1.00	4	\$ 34,004.00	\$ -	\$ 34,004.00	\$ 883.00	2.67%
57	BARBOSA, RUDOLFO G.	1411	1	BA	1.00	\$ 33,121.00	\$ -	\$ 33,121.00	\$ -	\$ 33,121.00	1	1.00	4	\$ 34,004.00	\$ -	\$ 34,004.00	\$ 883.00	2.67%
58	CRECELIOUS, KAYE WICKMAN	1411	1	BA	1.00	\$ 33,121.00	\$ -	\$ 33,121.00	\$ -	\$ 33,121.00	1	1.00	4	\$ 34,004.00	\$ -	\$ 34,004.00	\$ 883.00	2.67%
59	ESTRADA-OLSEN, TRACI	1413	1	BA	1.00	\$ 33,121.00	\$ -	\$ 33,121.00	\$ -	\$ 33,121.00	1	1.00	4	\$ 34,004.00	\$ -	\$ 34,004.00	\$ 883.00	2.67%
60	MOONEY, ROSEMARY 13-14	1411	1	BA	1.00	\$ 33,120.00	\$ -	\$ 33,121.00	\$ -	\$ 33,121.00	1	1.00	4	\$ 34,004.00	\$ -	\$ 34,004.00	\$ 883.00	2.67%
61	ATKINSON, JAMIE L	1411	1	BA	1.00	\$ 33,122.00	\$ -	\$ 33,122.00	\$ -	\$ 33,122.00	1	1.00	5	\$ 34,005.00	\$ -	\$ 34,005.00	\$ 883.00	2.67%
62	COOLEY, MARIA	1411	1	BA	1.00	\$ 33,122.00	\$ -	\$ 33,122.00	\$ -	\$ 33,122.00	1	1.00	5	\$ 34,005.00	\$ -	\$ 34,005.00	\$ 883.00	2.67%
63	HARSHEY, SARAH J	1411	1	BA	1.00	\$ 33,122.00	\$ -	\$ 33,122.00	\$ -	\$ 33,122.00	1	1.00	5	\$ 34,005.00	\$ -	\$ 34,005.00	\$ 883.00	2.67%
64	WILLIAMS, VIRGINIA	1413	1	BA	1.00	\$ 33,122.00	\$ -	\$ 33,122.00	\$ -	\$ 33,122.00	1	1.00	5	\$ 34,005.00	\$ -	\$ 34,005.00	\$ 883.00	2.67%
65	RODRIGUEZ, FEDERICO	1412	1	BA	1.00	\$ 33,427.00	\$ -	\$ 33,427.00	\$ -	\$ 33,427.00	1	1.00	7	\$ 34,007.00	\$ -	\$ 34,007.00	\$ 580.00	1.74%
66	SANCHEZ, FERNANDO A	1411	1	BA	1.00	\$ 33,427.00	\$ -	\$ 33,427.00	\$ -	\$ 33,427.00	1	1.00	7	\$ 34,007.00	\$ -	\$ 34,007.00	\$ 580.00	1.74%
67	SONE KOME, NELSON E.	1411	1	BA	1.00	\$ 34,351.00	\$ -	\$ 34,351.00	\$ -	\$ 34,351.00	1	1.00	11	\$ 34,352.00	\$ -	\$ 34,352.00	\$ 1.00	0.00%
68	SCOTT, ANNA S.	1411	1	BA+15	1.00	\$ 32,130.00	\$ -	\$ 32,130.00	\$ -	\$ 32,130.00	1	1.00	1	\$ 34,026.00	\$ -	\$ 34,026.00	\$ 1,896.00	5.90%
69	VALDEZ, FIDENCIA LEOLA	1412	1	BA+15	1.00	\$ 32,130.00	\$ -	\$ 32,130.00	\$ -	\$ 32,130.00	1	1.00	1	\$ 34,026.00	\$ -	\$ 34,026.00	\$ 1,896.00	5.90%
70	WILLIAMS, SCOTTY M.	1411	1	BA+15	1.00	\$ 33,426.00	\$ -	\$ 33,426.00	\$ -	\$ 33,426.00	1	1.00	5	\$ 34,030.00	\$ -	\$ 34,030.00	\$ 604.00	1.81%
71	HOLLEY, BRENDA	1412	1	BA+15	1.00	\$ 33,731.00	\$ -	\$ 33,731.00	\$ -	\$ 33,731.00	1	1.00	6	\$ 34,031.00	\$ -	\$ 34,031.00	\$ 300.00	0.89%
72	LUNA, RITA A	1412	1	BA+15	1.00	\$ 33,731.00	\$ -	\$ 33,731.00	\$ -	\$ 33,731.00	1	1.00	6	\$ 34,031.00	\$ -	\$ 34,031.00	\$ 300.00	0.89%
73	WININGER, TAMMIE C	1411	1	BA+15	1.00	\$ 33,731.00	\$ -	\$ 33,731.00	\$ -	\$ 33,731.00	1	1.00	6	\$ 34,031.00	\$ -	\$ 34,031.00	\$ 300.00	0.89%
74	ALLEN, MARY C.	1413	1	BA+45	1.00	\$ 32,725.00	\$ -	\$ 32,725.00	\$ -	\$ 32,725.00	1	1.00	1	\$ 34,051.00	\$ -	\$ 34,051.00	\$ 1,326.00	4.05%
75	VLAUN, JO M	1412	1	BA+45	0.25	\$ 8,510.75	\$ -	\$ 8,510.75	\$ -	\$ 8,510.75	1	0.25	4	\$ 8,513.50	\$ -	\$ 8,513.50	\$ 2.75	0.03%
76	SEIDEL, PATTY JO	1412	1	BA+45	1.00	\$ 33,429.00	\$ -	\$ 33,429.00	\$ -	\$ 33,429.00	1	1.00	9	\$ 34,059.00	\$ -	\$ 34,059.00	\$ 630.00	1.88%
77	BURNS, AMANDA L.	1411	1	MA	1.00	\$ 33,594.00	\$ -	\$ 33,594.00	\$ -	\$ 33,594.00	1	1.00	1	\$ 34,101.00	\$ -	\$ 34,101.00	\$ 507.00	1.51%
78	HOWARD, JANICE D.	1411	1	MA	1.00	\$ 33,594.00	\$ -	\$ 33,594.00	\$ -	\$ 33,594.00	1	1.00	1	\$ 34,101.00	\$ -	\$ 34,101.00	\$ 507.00	1.51%
79	JENKINS, JESSICA LEIGH	1411	1	MA	1.00	\$ 33,594.00	\$ -	\$ 33,594.00	\$ -	\$ 33,594.00	1	1.00	1	\$ 34,101.00	\$ -	\$ 34,101.00	\$ 507.00	1.51%
80	PEARSON, FORREST W.	1411	1	MA	1.00	\$ 33,594.00	\$ -	\$ 33,594.00	\$ -	\$ 33,594.00	1	1.00	1	\$ 34,101.00	\$ -	\$ 34,101.00	\$ 507.00	1.51%
81	PLAIR, RANDY DREAUX	1412	1	MA	1.00	\$ 33,594.00	\$ -	\$ 33,594.00	\$ -	\$ 33,594.00	1	1.00	1	\$ 34,101.00	\$ -	\$ 34,101.00	\$ 507.00	1.51%
82	WALDEN, AMANDA J.	1412	1	MA	1.00	\$ 33,594.00	\$ -	\$ 33,594.00	\$ -	\$ 33,594.00	1	1.00	1	\$ 34,101.00	\$ -	\$ 34,101.00	\$ 507.00	1.51%
83	BORJA, RITA	1416	1	MA	1.00	\$ 34,602.00	\$ -	\$ 34,602.00	\$ -	\$ 34,602.00	1	1.00	2	\$ 34,603.00	\$ -	\$ 34,603.00	\$ 1.00	0.00%
84	ENGEL, DENNA	1411	1	MA	1.00	\$ 34,602.00	\$ -	\$ 34,602.00	\$ -	\$ 34,602.00	1	1.00	2	\$ 34,603.00	\$ -	\$ 34,603.00	\$ 1.00	0.00%
85	TAUDIEN, KIM N.	1411	1	MA	1.00	\$ 34,602.00	\$ -	\$ 34,602.00	\$ -	\$ 34,602.00	1	1.00	2	\$ 34,603.00	\$ -	\$ 34,603.00	\$ 1.00	0.00%
86	DURAN, CORI C	1412	1	MA	1.00	\$ 34,946.00	\$ -	\$ 34,946.00	\$ -	\$ 34,946.00	1	1.00	3	\$ 34,947.00	\$ -	\$ 34,947.00	\$ 1.00	0.00%
87	KNOX, JENNIFER LEIGH	1411	1	MA	1.00	\$ 34,946.00	\$ -	\$ 34,946.00	\$ -	\$ 34,946.00	1	1.00	3	\$ 34,947.00	\$ -	\$ 34,947.00	\$ 1.00	0.00%
88	REYES, COURTNEY KAY	1411	1	MA	1.00	\$ 34,946.00	\$ -	\$ 34,946.00	\$ -	\$ 34,946.00	1	1.00	3	\$ 34,947.00	\$ -	\$ 34,947.00	\$ 1.00	0.00%
89	THOMAS, JESSICA D	1412	1	MA	1.00	\$ 34,946.00	\$ -	\$ 34,946.00	\$ -	\$ 34,946.00	1	1.00	3	\$ 34,947.00	\$ -	\$ 34,947.00	\$ 1.00	0.00%
90	MCCLINTON, ASHLEY S.	1411	1	MA	1.00	\$ 34,947.00	\$ -	\$ 34,947.00	\$ -	\$ 34,947.00	1	1.00	4	\$ 34,948.00	\$ -	\$ 34,948.00	\$ 1.00	0.00%

\* Refer to your instructions for definitions of column names.  
 Unhide rows to add more employees. Add rows after 1200 employees (Don't forget to copy formulas after 1200!)



**WORKSHEET V**  
**TEACHERS AVERAGE SALARY COMPUTATION 2015-2016**  
*Operational Fund Only*

DISTRICT NAME: Alamogordo Revised 5/18/15

PED No. 046

CHARTER NAME: (ENTER NAME)

Worksheet V Revision: 01/21/15

Number	Name of Employee	Job Class No.	2014-2015 LEVEL 0, 1, 2, 3	Degree 2014-2015	2014-2015					2015-2016 LEVEL 0, 1, 2, 3	2015-2016					Total Contract Increase (Col. 11-6)	Total Base % Increase (Col. (9-4)/4)	
					Oper FTE	Actual Base Salary Paid*	Add Adj. For the Beginne	TOTAL Base (Col. 2+3)	Allowable Increments		Total Contract (Col. 4+5)	Oper FTE	Teaching Experience Allowed*	PROPOSED Base Salary	Allowable Increments			Total Contract (Col. 9+10)
91	SCHAFFINO, MARIANNE A.	1411	1	MA	1.00	\$ 34,947.00	\$ -	\$ 34,947.00	\$ -	\$ 34,947.00	1	1.00	4	\$ 34,948.00	\$ -	\$ 34,948.00	\$ 1.00	0.00%
92	POWELL, CHARLES L	1411	1	MA	1.00	\$ 34,948.00	\$ -	\$ 34,948.00	\$ -	\$ 34,948.00	1	1.00	5	\$ 34,949.00	\$ -	\$ 34,949.00	\$ 1.00	0.00%
93	STAFFORD, SHERI D	1411	1	MA	1.00	\$ 34,948.00	\$ -	\$ 34,948.00	\$ -	\$ 34,948.00	1	1.00	5	\$ 34,949.00	\$ -	\$ 34,949.00	\$ 1.00	0.00%
94	JENSEN, PATRICIA L.	1412	1	MA	1.00	\$ 35,268.00	\$ -	\$ 35,268.00	\$ -	\$ 35,268.00	1	1.00	6	\$ 35,269.00	\$ -	\$ 35,269.00	\$ 1.00	0.00%
95	ARMSTRONG, LORELEI E	1422	1	MA	0.25	\$ 8,817.25	\$ -	\$ 8,817.25	\$ -	\$ 8,817.25	1	0.25	7	\$ 8,817.50	\$ -	\$ 8,817.50	\$ 0.25	0.00%
96	ARMSTRONG, LORELEI E	1422	1	MA	0.75	\$ 26,451.75	\$ -	\$ 26,451.75	\$ -	\$ 26,451.75	1	0.75	7	\$ 26,452.50	\$ -	\$ 26,452.50	\$ 0.75	0.00%
97	BOLLMANN, OFELIA	1411	1	MA	1.00	\$ 35,269.00	\$ -	\$ 35,269.00	\$ -	\$ 35,269.00	1	1.00	7	\$ 35,270.00	\$ -	\$ 35,270.00	\$ 1.00	0.00%
98	NIEDERMAYER, GEORGINA	1411	1	MA	1.00	\$ 35,269.00	\$ -	\$ 35,269.00	\$ -	\$ 35,269.00	1	1.00	7	\$ 35,270.00	\$ -	\$ 35,270.00	\$ 1.00	0.00%
99	CLARK, AMBER A.	1411	1	MA	1.00	\$ 35,270.00	\$ -	\$ 35,270.00	\$ -	\$ 35,270.00	1	1.00	8	\$ 35,271.00	\$ -	\$ 35,271.00	\$ 1.00	0.00%
100	SHIELDS, JAMES A	1411	1	MA	1.00	\$ 35,592.00	\$ -	\$ 35,592.00	\$ -	\$ 35,592.00	1	1.00	10	\$ 35,593.00	\$ -	\$ 35,593.00	\$ 1.00	0.00%
101	RUEDIGER, SERENA N	1411	1	MA	1.00	\$ 35,273.00	\$ -	\$ 35,273.00	\$ -	\$ 35,273.00	1	1.00	11	\$ 35,274.00	\$ -	\$ 35,274.00	\$ 1.00	0.00%
102	LUNA, PETER JAMES	1416	1	MA+15	1.00	\$ 35,555.00	\$ -	\$ 35,555.00	\$ -	\$ 35,555.00	1	1.00	3	\$ 35,556.00	\$ -	\$ 35,556.00	\$ 1.00	0.00%
103	CARDIEL-MOONEY, ROSALINDA E	1411	2	BA	1.00	\$ 40,200.00	\$ -	\$ 40,200.00	\$ -	\$ 40,200.00	2	1.00	4	\$ 40,201.00	\$ -	\$ 40,201.00	\$ 1.00	0.00%
104	GEPHART, KRISTIN	1411	2	BA	1.00	\$ 40,200.00	\$ -	\$ 40,200.00	\$ -	\$ 40,200.00	2	1.00	4	\$ 40,201.00	\$ -	\$ 40,201.00	\$ 1.00	0.00%
105	LUCERO, DARLEANE R.	1413	2	BA	1.00	\$ 40,200.00	\$ -	\$ 40,200.00	\$ -	\$ 40,200.00	2	1.00	4	\$ 40,201.00	\$ -	\$ 40,201.00	\$ 1.00	0.00%
106	QUIROGA, KALIE CHRISTINE	1413	2	BA	1.00	\$ 40,200.00	\$ -	\$ 40,200.00	\$ -	\$ 40,200.00	2	1.00	4	\$ 40,201.00	\$ -	\$ 40,201.00	\$ 1.00	0.00%
107	CAHILL, DOREEN C.	1411	2	BA	1.00	\$ 41,406.00	\$ -	\$ 41,406.00	\$ -	\$ 41,406.00	2	1.00	5	\$ 41,407.00	\$ -	\$ 41,407.00	\$ 1.00	0.00%
108	CALIXTO-JARVIS, RITA	1413	2	BA	1.00	\$ 41,406.00	\$ -	\$ 41,406.00	\$ -	\$ 41,406.00	2	1.00	5	\$ 41,407.00	\$ -	\$ 41,407.00	\$ 1.00	0.00%
109	GORBAY, TRACY A	1411	2	BA	1.00	\$ 41,406.00	\$ -	\$ 41,406.00	\$ -	\$ 41,406.00	2	1.00	5	\$ 41,407.00	\$ -	\$ 41,407.00	\$ 1.00	0.00%
110	MARTINEZ, BIANCA	1411	2	BA	1.00	\$ 41,406.00	\$ -	\$ 41,406.00	\$ -	\$ 41,406.00	2	1.00	5	\$ 41,407.00	\$ -	\$ 41,407.00	\$ 1.00	0.00%
111	ATKINS, KRISTA K.	1413	2	BA	1.00	\$ 41,818.00	\$ -	\$ 41,818.00	\$ -	\$ 41,818.00	2	1.00	6	\$ 41,819.00	\$ -	\$ 41,819.00	\$ 1.00	0.00%
112	BAKER, IDA J.	1411	2	BA	1.00	\$ 41,818.00	\$ -	\$ 41,818.00	\$ -	\$ 41,818.00	2	1.00	6	\$ 41,819.00	\$ -	\$ 41,819.00	\$ 1.00	0.00%
113	DAVILA, EMMANUEL	1411	2	BA	1.00	\$ 41,818.00	\$ -	\$ 41,818.00	\$ -	\$ 41,818.00	2	1.00	6	\$ 41,819.00	\$ -	\$ 41,819.00	\$ 1.00	0.00%
114	GARCIA, NORINE H.	1411	2	BA	1.00	\$ 41,818.00	\$ -	\$ 41,818.00	\$ -	\$ 41,818.00	2	1.00	6	\$ 41,819.00	\$ -	\$ 41,819.00	\$ 1.00	0.00%
115	PORCHAS, ANGELA M.	1411	2	BA	1.00	\$ 41,818.00	\$ -	\$ 41,818.00	\$ -	\$ 41,818.00	2	1.00	6	\$ 41,819.00	\$ -	\$ 41,819.00	\$ 1.00	0.00%
116	SILVA, JANET Y	1411	2	BA	1.00	\$ 41,818.00	\$ -	\$ 41,818.00	\$ -	\$ 41,818.00	2	1.00	6	\$ 41,819.00	\$ -	\$ 41,819.00	\$ 1.00	0.00%
117	TELLES, CHRISTINE A	1411	2	BA	1.00	\$ 41,818.00	\$ -	\$ 41,818.00	\$ -	\$ 41,818.00	2	1.00	6	\$ 41,819.00	\$ -	\$ 41,819.00	\$ 1.00	0.00%
118	HUBBLE, JOSEPH J.	1411	2	BA	1.00	\$ 41,819.00	\$ -	\$ 41,819.00	\$ -	\$ 41,819.00	2	1.00	7	\$ 41,820.00	\$ -	\$ 41,820.00	\$ 1.00	0.00%
119	HUNTER, MISTY L	1413	2	BA	1.00	\$ 41,819.00	\$ -	\$ 41,819.00	\$ -	\$ 41,819.00	2	1.00	7	\$ 41,820.00	\$ -	\$ 41,820.00	\$ 1.00	0.00%
120	LARSON, LAURA K	1413	2	BA	1.00	\$ 41,819.00	\$ -	\$ 41,819.00	\$ -	\$ 41,819.00	2	1.00	7	\$ 41,820.00	\$ -	\$ 41,820.00	\$ 1.00	0.00%
121	RYLE, TANYA M	1411	2	BA	1.00	\$ 41,819.00	\$ -	\$ 41,819.00	\$ -	\$ 41,819.00	2	1.00	7	\$ 41,820.00	\$ -	\$ 41,820.00	\$ 1.00	0.00%
122	CATHCART, PATRICIA	1411	2	BA	1.00	\$ 44,427.00	\$ -	\$ 44,427.00	\$ -	\$ 44,427.00	2	1.00	8	\$ 44,428.00	\$ -	\$ 44,428.00	\$ 1.00	0.00%
123	COLE, JASON A.	1411	2	BA	1.00	\$ 44,427.00	\$ -	\$ 44,427.00	\$ -	\$ 44,427.00	2	1.00	8	\$ 44,428.00	\$ -	\$ 44,428.00	\$ 1.00	0.00%
124	AL-MASOUD, SHAMLAN A.	1411	2	BA	1.00	\$ 44,583.00	\$ -	\$ 44,583.00	\$ -	\$ 44,583.00	2	1.00	9	\$ 44,584.00	\$ -	\$ 44,584.00	\$ 1.00	0.00%
125	BORUNDA, KRISHNA A.	1413	2	BA	1.00	\$ 44,583.00	\$ -	\$ 44,583.00	\$ -	\$ 44,583.00	2	1.00	9	\$ 44,584.00	\$ -	\$ 44,584.00	\$ 1.00	0.00%
126	DAVIS, JEFFREY L.	1412	2	BA	1.00	\$ 44,583.00	\$ -	\$ 44,583.00	\$ -	\$ 44,583.00	2	1.00	9	\$ 44,584.00	\$ -	\$ 44,584.00	\$ 1.00	0.00%
127	STORMOGIPSON, KENNA	1416	2	BA	1.00	\$ 44,583.00	\$ -	\$ 44,583.00	\$ -	\$ 44,583.00	2	1.00	9	\$ 44,584.00	\$ -	\$ 44,584.00	\$ 1.00	0.00%
128	WRIGHT, LESLIE A	1411	2	BA	1.00	\$ 44,583.00	\$ -	\$ 44,583.00	\$ -	\$ 44,583.00	2	1.00	9	\$ 44,584.00	\$ -	\$ 44,584.00	\$ 1.00	0.00%
129	SEWELL, CLAY W	1415	2	BA	1.14	\$ 51,367.60	\$ -	\$ 51,367.60	\$ -	\$ 51,367.60	2	1.14	9	\$ 51,368.60	\$ -	\$ 51,368.60	\$ 1.00	0.00%
130	HAYS, WILLIAM R	1411	2	BA	1.00	\$ 44,737.00	\$ -	\$ 44,737.00	\$ -	\$ 44,737.00	2	1.00	10	\$ 44,738.00	\$ -	\$ 44,738.00	\$ 1.00	0.00%
131	JARRELL, BETHANY J.	1412	2	BA	1.00	\$ 44,737.00	\$ -	\$ 44,737.00	\$ -	\$ 44,737.00	2	1.00	10	\$ 44,738.00	\$ -	\$ 44,738.00	\$ 1.00	0.00%
132	ROWE, CARRIE C.	1411	2	BA	1.00	\$ 44,737.00	\$ -	\$ 44,737.00	\$ -	\$ 44,737.00	2	1.00	10	\$ 44,738.00	\$ -	\$ 44,738.00	\$ 1.00	0.00%
133	WRIGHT, ERIC NEAL	1411	2	BA	1.00	\$ 44,737.00	\$ -	\$ 44,737.00	\$ -	\$ 44,737.00	2	1.00	10	\$ 44,738.00	\$ -	\$ 44,738.00	\$ 1.00	0.00%
134	ATKINSON, JASON R.	1411	2	BA	1.00	\$ 44,893.00	\$ -	\$ 44,893.00	\$ -	\$ 44,893.00	2	1.00	11	\$ 44,894.00	\$ -	\$ 44,894.00	\$ 1.00	0.00%
135	BACA, DOUGLAS U.	1411	2	BA	1.00	\$ 44,893.00	\$ -	\$ 44,893.00	\$ -	\$ 44,893.00	2	1.00	11	\$ 44,894.00	\$ -	\$ 44,894.00	\$ 1.00	0.00%

\* Refer to your instructions for definitions of column names.  
 Unhide rows to add more employees. Add rows after 1200 employees (Don't forget to copy formulas after 1200!)

**WORKSHEET V**  
**TEACHERS AVERAGE SALARY COMPUTATION 2015-2016**  
*Operational Fund Only*

DISTRICT NAME: Alamogordo Revised 5/18/15

PED No. 046

CHARTER NAME: (ENTER NAME)

Worksheet V Revision: 01/21/15

Number	Name of Employee	Job Class No.	2014-2015 LEVEL 0, 1, 2, 3	Degree 2014-2015	2014-2015						2015-2016							
					Oper FTE	Actual Base Salary Paid*	Add Adj. For the Beginne	TOTAL Base (Col. 2+3)	Allowable Increments	Total Contract (Col. 4+5)	LEVEL 0, 1, 2, 3	Oper FTE	Teaching Experience Allowed*	PROPOSED Base Salary	Allowable Increments	Total Contract (Col. 9+10)	Total Contract Increase (Col. 11-6)	Total Base % Increase (Col. (9-4)/4)
136	HARRIS, REBECCA S	1411	2	BA	1.00	\$ 44,893.00	\$ -	\$ 44,893.00	\$ -	\$ 44,893.00	2	1.00	11	\$ 44,894.00	\$ -	\$ 44,894.00	\$ 1.00	0.00%
137	ONATE, IVONNE GOMEZ	1411	2	BA	1.00	\$ 44,893.00	\$ -	\$ 44,893.00	\$ -	\$ 44,893.00	2	1.00	11	\$ 44,894.00	\$ -	\$ 44,894.00	\$ 1.00	0.00%
138	SANDOVAL, ROBERTA JO	1411	2	BA	1.00	\$ 44,893.00	\$ -	\$ 44,893.00	\$ -	\$ 44,893.00	2	1.00	11	\$ 44,894.00	\$ -	\$ 44,894.00	\$ 1.00	0.00%
139	URQUIDEZ, SUNNY RAE	1411	2	BA	1.00	\$ 44,893.00	\$ -	\$ 44,893.00	\$ -	\$ 44,893.00	2	1.00	11	\$ 44,894.00	\$ -	\$ 44,894.00	\$ 1.00	0.00%
140	COVARRUBIA, ALICIA	1413	2	BA	1.00	\$ 45,047.00	\$ -	\$ 45,047.00	\$ -	\$ 45,047.00	2	1.00	12	\$ 45,048.00	\$ -	\$ 45,048.00	\$ 1.00	0.00%
141	DE LA PAZ, JOAQUIN R	1416	2	BA	1.00	\$ 45,047.00	\$ -	\$ 45,047.00	\$ -	\$ 45,047.00	2	1.00	12	\$ 45,048.00	\$ -	\$ 45,048.00	\$ 1.00	0.00%
142	LOZANO, PATRICIA E.	1411	2	BA	1.00	\$ 45,047.00	\$ -	\$ 45,047.00	\$ -	\$ 45,047.00	2	1.00	12	\$ 45,048.00	\$ -	\$ 45,048.00	\$ 1.00	0.00%
143	WALKER, TIFFANY	1411	2	BA	1.00	\$ 45,047.00	\$ -	\$ 45,047.00	\$ -	\$ 45,047.00	2	1.00	12	\$ 45,048.00	\$ -	\$ 45,048.00	\$ 1.00	0.00%
144	HENRY, BONNIE E.	1411	2	BA	1.00	\$ 45,203.00	\$ -	\$ 45,203.00	\$ -	\$ 45,203.00	2	1.00	13	\$ 45,204.00	\$ -	\$ 45,204.00	\$ 1.00	0.00%
145	LEDBETTER, WARREN W.	1412	2	BA	1.00	\$ 45,513.00	\$ -	\$ 45,513.00	\$ -	\$ 45,513.00	2	1.00	15	\$ 45,514.00	\$ -	\$ 45,514.00	\$ 1.00	0.00%
146	SANDOVAL, JESSICA V.	1411	2	BA	1.00	\$ 45,513.00	\$ -	\$ 45,513.00	\$ -	\$ 45,513.00	2	1.00	15	\$ 45,514.00	\$ -	\$ 45,514.00	\$ 1.00	0.00%
147	YATES, STACEY A	1411	2	BA	1.00	\$ 45,513.00	\$ -	\$ 45,513.00	\$ -	\$ 45,513.00	2	1.00	15	\$ 45,514.00	\$ -	\$ 45,514.00	\$ 1.00	0.00%
148	BOWLING, SUSAN D.	1412	2	BA	1.00	\$ 45,667.00	\$ -	\$ 45,667.00	\$ -	\$ 45,667.00	2	1.00	16	\$ 45,668.00	\$ -	\$ 45,668.00	\$ 1.00	0.00%
149	HOUSE, LADONNA K.	1411	2	BA	1.00	\$ 45,667.00	\$ -	\$ 45,667.00	\$ -	\$ 45,667.00	2	1.00	16	\$ 45,668.00	\$ -	\$ 45,668.00	\$ 1.00	0.00%
150	WIMSATT, SHERI G.	1411	2	BA	1.00	\$ 45,667.00	\$ -	\$ 45,667.00	\$ -	\$ 45,667.00	2	1.00	16	\$ 45,668.00	\$ -	\$ 45,668.00	\$ 1.00	0.00%
151	HART, TINA M	1412	2	BA	1.00	\$ 49,141.66	\$ -	\$ 49,141.66	\$ -	\$ 49,141.66	2	1.00	16	\$ 49,142.66	\$ -	\$ 49,142.66	\$ 1.00	0.00%
152	HOOPER, DALE WARD	1411	2	BA	1.00	\$ 45,978.00	\$ -	\$ 45,978.00	\$ -	\$ 45,978.00	2	1.00	18	\$ 45,979.00	\$ -	\$ 45,979.00	\$ 1.00	0.00%
153	LOZANO, DAVID H.	1411	2	BA	1.00	\$ 45,978.00	\$ -	\$ 45,978.00	\$ -	\$ 45,978.00	2	1.00	18	\$ 45,979.00	\$ -	\$ 45,979.00	\$ 1.00	0.00%
154	THORP, PAMELA A.	1411	2	BA	1.00	\$ 45,978.00	\$ -	\$ 45,978.00	\$ -	\$ 45,978.00	2	1.00	18	\$ 45,979.00	\$ -	\$ 45,979.00	\$ 1.00	0.00%
155	JACOBS, JOHN R	1412	2	BA	1.00	\$ 46,288.00	\$ -	\$ 46,288.00	\$ -	\$ 46,288.00	2	1.00	20	\$ 46,289.00	\$ -	\$ 46,289.00	\$ 1.00	0.00%
156	STANDEFER, KAY W.	1412	2	BA	1.00	\$ 46,288.00	\$ -	\$ 46,288.00	\$ -	\$ 46,288.00	2	1.00	20	\$ 46,289.00	\$ -	\$ 46,289.00	\$ 1.00	0.00%
157	TAYLOR, DIANE E.	1411	2	BA	1.00	\$ 46,288.00	\$ -	\$ 46,288.00	\$ -	\$ 46,288.00	2	1.00	20	\$ 46,289.00	\$ -	\$ 46,289.00	\$ 1.00	0.00%
158	GOSE, KATHY	1411	2	BA	1.00	\$ 46,443.00	\$ -	\$ 46,443.00	\$ -	\$ 46,443.00	2	1.00	21	\$ 46,444.00	\$ -	\$ 46,444.00	\$ 1.00	0.00%
159	LINDLEY, TINA J.	1411	2	BA	1.00	\$ 46,443.00	\$ -	\$ 46,443.00	\$ -	\$ 46,443.00	2	1.00	21	\$ 46,444.00	\$ -	\$ 46,444.00	\$ 1.00	0.00%
160	TORRES, LORETTA A.	1411	2	BA	1.00	\$ 46,443.00	\$ -	\$ 46,443.00	\$ -	\$ 46,443.00	2	1.00	21	\$ 46,444.00	\$ -	\$ 46,444.00	\$ 1.00	0.00%
161	WALES, GALEN DANIELLE	1411	2	BA	1.00	\$ 46,443.00	\$ -	\$ 46,443.00	\$ -	\$ 46,443.00	2	1.00	21	\$ 46,444.00	\$ -	\$ 46,444.00	\$ 1.00	0.00%
162	WALTER, CLAUDINE	1411	2	BA	1.00	\$ 46,443.00	\$ -	\$ 46,443.00	\$ -	\$ 46,443.00	2	1.00	21	\$ 46,444.00	\$ -	\$ 46,444.00	\$ 1.00	0.00%
163	WIDENER, CAROL A.	1411	2	BA	1.00	\$ 46,443.00	\$ -	\$ 46,443.00	\$ -	\$ 46,443.00	2	1.00	21	\$ 46,444.00	\$ -	\$ 46,444.00	\$ 1.00	0.00%
164	ORR, DAVID M.	1411	2	BA	1.00	\$ 46,753.00	\$ -	\$ 46,753.00	\$ -	\$ 46,753.00	2	1.00	23	\$ 46,754.00	\$ -	\$ 46,754.00	\$ 1.00	0.00%
165	ROSS, CARMEN S.	1416	2	BA	1.00	\$ 46,753.00	\$ -	\$ 46,753.00	\$ -	\$ 46,753.00	2	1.00	23	\$ 46,754.00	\$ -	\$ 46,754.00	\$ 1.00	0.00%
166	ELLISON, CATHERINE H.	1411	2	BA	1.00	\$ 46,908.00	\$ -	\$ 46,908.00	\$ -	\$ 46,908.00	2	1.00	24	\$ 46,909.00	\$ -	\$ 46,909.00	\$ 1.00	0.00%
167	REYES, CHARLENE SUE	1411	2	BA	1.00	\$ 47,374.00	\$ -	\$ 47,374.00	\$ -	\$ 47,374.00	2	1.00	27	\$ 47,375.00	\$ -	\$ 47,375.00	\$ 1.00	0.00%
168	COOK, VICTORIA L.	1413	2	BA+15	1.00	\$ 42,441.00	\$ -	\$ 42,441.00	\$ -	\$ 42,441.00	2	1.00	5	\$ 42,442.00	\$ -	\$ 42,442.00	\$ 1.00	0.00%
169	MAY, WINSTON G.	1411	2	BA+15	1.00	\$ 42,441.00	\$ -	\$ 42,441.00	\$ -	\$ 42,441.00	2	1.00	5	\$ 42,442.00	\$ -	\$ 42,442.00	\$ 1.00	0.00%
170	MIYOSHI, KERRY R.	1411	2	BA+15	1.00	\$ 42,863.00	\$ -	\$ 42,863.00	\$ -	\$ 42,863.00	2	1.00	6	\$ 42,864.00	\$ -	\$ 42,864.00	\$ 1.00	0.00%
171	SHOLAR, TRACY LYN	1411	2	BA+15	1.00	\$ 44,738.00	\$ -	\$ 44,738.00	\$ -	\$ 44,738.00	2	1.00	9	\$ 44,739.00	\$ -	\$ 44,739.00	\$ 1.00	0.00%
172	DORGAN, CHRISTINE M.	1412	2	BA+15	1.00	\$ 45,047.00	\$ -	\$ 45,047.00	\$ -	\$ 45,047.00	2	1.00	11	\$ 45,048.00	\$ -	\$ 45,048.00	\$ 1.00	0.00%
173	GRIMES, LINDA E.	1411	2	BA+15	1.00	\$ 45,203.00	\$ -	\$ 45,203.00	\$ -	\$ 45,203.00	2	1.00	12	\$ 45,204.00	\$ -	\$ 45,204.00	\$ 1.00	0.00%
174	KOLTZ, TINA M.	1411	2	BA+15	1.00	\$ 45,203.00	\$ -	\$ 45,203.00	\$ -	\$ 45,203.00	2	1.00	12	\$ 45,204.00	\$ -	\$ 45,204.00	\$ 1.00	0.00%
175	COLE, MELISSA	1413	2	BA+15	1.00	\$ 45,358.00	\$ -	\$ 45,358.00	\$ -	\$ 45,358.00	2	1.00	13	\$ 45,359.00	\$ -	\$ 45,359.00	\$ 1.00	0.00%
176	NELSON, AMALIA M	1411	2	BA+15	1.00	\$ 45,358.00	\$ -	\$ 45,358.00	\$ -	\$ 45,358.00	2	1.00	13	\$ 45,359.00	\$ -	\$ 45,359.00	\$ 1.00	0.00%
177	JASKOLOWSKI, JOELLE D.	1411	2	BA+15	1.00	\$ 45,667.00	\$ -	\$ 45,667.00	\$ -	\$ 45,667.00	2	1.00	14	\$ 45,668.00	\$ -	\$ 45,668.00	\$ 1.00	0.00%
178	WILKIE, SCOTT A	1411	2	BA+15	1.00	\$ 45,667.00	\$ -	\$ 45,667.00	\$ -	\$ 45,667.00	2	1.00	14	\$ 45,668.00	\$ -	\$ 45,668.00	\$ 1.00	0.00%
179	KELLY, SUSAN A.	1411	2	BA+15	1.00	\$ 45,823.00	\$ -	\$ 45,823.00	\$ -	\$ 45,823.00	2	1.00	16	\$ 45,824.00	\$ -	\$ 45,824.00	\$ 1.00	0.00%
180	ORTEGA, LIANA M	1411	2	BA+15	1.00	\$ 45,823.00	\$ -	\$ 45,823.00	\$ -	\$ 45,823.00	2	1.00	16	\$ 45,824.00	\$ -	\$ 45,824.00	\$ 1.00	0.00%

\* Refer to your instructions for definitions of column names.  
 Unhide rows to add more employees. Add rows after 1200 employees (Don't forget to copy formulas after 1200!)

**WORKSHEET V**  
**TEACHERS AVERAGE SALARY COMPUTATION 2015-2016**  
*Operational Fund Only*

DISTRICT NAME: Alamogordo Revised 5/18/15

PED No. 046

CHARTER NAME: (ENTER NAME)

Worksheet V Revision: 01/21/15

Number	Name of Employee	Job Class No.	2014-2015 LEVEL 0, 1, 2, 3	Degree 2014-2015	2014-2015						2015-2016 LEVEL 0, 1, 2, 3	2015-2016					Total Contract Increase (Col. 11-6)	Total Base % Increase (Col. (9-4)/4)
					Oper FTE	Actual Base Salary Paid*	Add Adj. FTE Beginne	TOTAL Base (Col. 2+3)	Allowable Increments	Total Contract (Col. 4+5)		Oper FTE	Teaching Experience Allowed*	PROPOSED Base Salary	Allowable Increment	Total Contract (Col. 9+10)		
181	CATES, GERRI M.	1412	2	BA+15	1.00	\$ 46,288.00	\$ -	\$ 46,288.00	\$ -	\$ 46,288.00	2	1.00	19	\$ 46,289.00	\$ -	\$ 46,289.00	\$ 1.00	0.00%
182	GARCIA, STEPHEN L.	1411	2	BA+15	1.00	\$ 46,443.00	\$ -	\$ 46,443.00	\$ -	\$ 46,443.00	2	1.00	20	\$ 46,444.00	\$ -	\$ 46,444.00	\$ 1.00	0.00%
183	GONZALES, KARL L.	1411	2	BA+15	1.00	\$ 46,443.00	\$ -	\$ 46,443.00	\$ -	\$ 46,443.00	2	1.00	20	\$ 46,444.00	\$ -	\$ 46,444.00	\$ 1.00	0.00%
184	HOPPE, ERIN A.	1412	2	BA+15	1.00	\$ 46,598.00	\$ -	\$ 46,598.00	\$ -	\$ 46,598.00	2	1.00	21	\$ 46,599.00	\$ -	\$ 46,599.00	\$ 1.00	0.00%
185	HAESE, LAURA P.	1412	2	BA+15	1.00	\$ 47,528.00	\$ -	\$ 47,528.00	\$ -	\$ 47,528.00	2	1.00	27	\$ 47,529.00	\$ -	\$ 47,529.00	\$ 1.00	0.00%
186	MCNEILE, CHRISTINE J	1411	2	BA+15	1.00	\$ 47,528.00	\$ -	\$ 47,528.00	\$ -	\$ 47,528.00	2	1.00	27	\$ 47,529.00	\$ -	\$ 47,529.00	\$ 1.00	0.00%
187	MURPHY, LINDA J.	1411	2	BA+15	1.00	\$ 47,683.00	\$ -	\$ 47,683.00	\$ -	\$ 47,683.00	2	1.00	28	\$ 47,684.00	\$ -	\$ 47,684.00	\$ 1.00	0.00%
188	DOCKRAY, CHERYL L.	1411	2	BA+15	1.00	\$ 47,994.00	\$ -	\$ 47,994.00	\$ -	\$ 47,994.00	2	1.00	30	\$ 47,995.00	\$ -	\$ 47,995.00	\$ 1.00	0.00%
189	TYLER, KATHERINE MARIE	1412	2	BA+15	1.00	\$ 48,304.00	\$ -	\$ 48,304.00	\$ -	\$ 48,304.00	2	1.00	32	\$ 48,305.00	\$ -	\$ 48,305.00	\$ 1.00	0.00%
190	TESKE, COLLEEN M.	1411	2	BA+15	1.00	\$ 48,458.00	\$ -	\$ 48,458.00	\$ -	\$ 48,458.00	2	1.00	33	\$ 48,459.00	\$ -	\$ 48,459.00	\$ 1.00	0.00%
191	GOODIER, NICHOLAS C.	1411	2	BA+45	1.00	\$ 45,513.00	\$ -	\$ 45,513.00	\$ -	\$ 45,513.00	2	1.00	12	\$ 45,514.00	\$ -	\$ 45,514.00	\$ 1.00	0.00%
192	HEATON, LAURIE C.	1413	2	BA+45	1.00	\$ 45,667.00	\$ -	\$ 45,667.00	\$ -	\$ 45,667.00	2	1.00	13	\$ 45,668.00	\$ -	\$ 45,668.00	\$ 1.00	0.00%
193	HOLYCROSS, DAVID D	1411	2	BA+45	1.00	\$ 45,823.00	\$ -	\$ 45,823.00	\$ -	\$ 45,823.00	2	1.00	14	\$ 45,824.00	\$ -	\$ 45,824.00	\$ 1.00	0.00%
194	CRINKLAW, MARY K.	1411	2	BA+45	1.00	\$ 46,133.00	\$ -	\$ 46,133.00	\$ -	\$ 46,133.00	2	1.00	16	\$ 46,134.00	\$ -	\$ 46,134.00	\$ 1.00	0.00%
195	DRANEY, MICHELLE LOUISE	1411	2	BA+45	1.00	\$ 46,133.00	\$ -	\$ 46,133.00	\$ -	\$ 46,133.00	2	1.00	16	\$ 46,134.00	\$ -	\$ 46,134.00	\$ 1.00	0.00%
196	MADDEN, JOHN P	1412	2	BA+45	1.00	\$ 46,288.00	\$ -	\$ 46,288.00	\$ -	\$ 46,288.00	2	1.00	17	\$ 46,289.00	\$ -	\$ 46,289.00	\$ 1.00	0.00%
197	PIOR, ROD	1411	2	BA+45	1.00	\$ 46,288.00	\$ -	\$ 46,288.00	\$ -	\$ 46,288.00	2	1.00	17	\$ 46,289.00	\$ -	\$ 46,289.00	\$ 1.00	0.00%
198	AVILA, NORMAN	1411	2	BA+45	1.00	\$ 47,683.00	\$ -	\$ 47,683.00	\$ -	\$ 47,683.00	2	1.00	26	\$ 47,684.00	\$ -	\$ 47,684.00	\$ 1.00	0.00%
199	POPPELWELL, MARTHA J.	1411	2	BA+45	1.00	\$ 47,838.00	\$ -	\$ 47,838.00	\$ -	\$ 47,838.00	2	1.00	27	\$ 47,839.00	\$ -	\$ 47,839.00	\$ 1.00	0.00%
200	COLUMBUS, DANIEL	1411	2	BA+45	1.00	\$ 54,007.00	\$ -	\$ 54,007.00	\$ -	\$ 54,007.00	2	1.00	36	\$ 54,008.00	\$ -	\$ 54,008.00	\$ 1.00	0.00%
201	GONZALES, JOHANNA E.	1411	2	BA+45	1.00	\$ 55,385.00	\$ -	\$ 55,385.00	\$ -	\$ 55,385.00	2	1.00	37	\$ 55,386.00	\$ -	\$ 55,386.00	\$ 1.00	0.00%
202	HESTER, MARY LOU	1415	2	BA+45	1.00	\$ 58,094.05	\$ -	\$ 58,094.05	\$ -	\$ 58,094.05	2	1.00	37	\$ 58,095.05	\$ -	\$ 58,095.05	\$ 1.00	0.00%
203	ANTHON, RACHEL H.	1411	2	MA	1.00	\$ 43,476.00	\$ -	\$ 43,476.00	\$ -	\$ 43,476.00	2	1.00	5	\$ 43,477.00	\$ -	\$ 43,477.00	\$ 1.00	0.00%
204	SCHUTZ, JOHNA M	1411	2	MA	1.00	\$ 43,476.00	\$ -	\$ 43,476.00	\$ -	\$ 43,476.00	2	1.00	5	\$ 43,477.00	\$ -	\$ 43,477.00	\$ 1.00	0.00%
205	MILLER, HEATHER M	1412	2	MA	1.00	\$ 43,909.00	\$ -	\$ 43,909.00	\$ -	\$ 43,909.00	2	1.00	6	\$ 43,910.00	\$ -	\$ 43,910.00	\$ 1.00	0.00%
206	RAY, KRISTAL M	1411	2	MA	1.00	\$ 43,909.00	\$ -	\$ 43,909.00	\$ -	\$ 43,909.00	2	1.00	6	\$ 43,910.00	\$ -	\$ 43,910.00	\$ 1.00	0.00%
207	STRAIT, STACIE MARIE	1422	2	MA	1.00	\$ 43,909.00	\$ -	\$ 43,909.00	\$ -	\$ 43,909.00	2	1.00	6	\$ 43,910.00	\$ -	\$ 43,910.00	\$ 1.00	0.00%
208	ANDERSON, KACIE L	1411	2	MA	1.00	\$ 43,910.00	\$ -	\$ 43,910.00	\$ -	\$ 43,910.00	2	1.00	7	\$ 43,911.00	\$ -	\$ 43,911.00	\$ 1.00	0.00%
209	CARAWAY, RICKY L	1411	2	MA	1.00	\$ 43,910.00	\$ -	\$ 43,910.00	\$ -	\$ 43,910.00	2	1.00	7	\$ 43,911.00	\$ -	\$ 43,911.00	\$ 1.00	0.00%
210	CARAWAY, RICKY L	1411	2	MA	1.00	\$ 43,910.00	\$ -	\$ 43,910.00	\$ -	\$ 43,910.00	2	1.00	7	\$ 43,911.00	\$ -	\$ 43,911.00	\$ 1.00	0.00%
211	CARROLL, AMBER G.	1411	2	MA	1.00	\$ 43,910.00	\$ -	\$ 43,910.00	\$ -	\$ 43,910.00	2	1.00	7	\$ 43,911.00	\$ -	\$ 43,911.00	\$ 1.00	0.00%
212	COBLE, ANGELA MARIE	1411	2	MA	1.00	\$ 43,910.00	\$ -	\$ 43,910.00	\$ -	\$ 43,910.00	2	1.00	7	\$ 43,911.00	\$ -	\$ 43,911.00	\$ 1.00	0.00%
213	HUNTER, JUSTIN R	1411	2	MA	1.00	\$ 43,910.00	\$ -	\$ 43,910.00	\$ -	\$ 43,910.00	2	1.00	7	\$ 43,911.00	\$ -	\$ 43,911.00	\$ 1.00	0.00%
214	JOHNSON, LYNETTE	1413	2	MA	1.00	\$ 43,910.00	\$ -	\$ 43,910.00	\$ -	\$ 43,910.00	2	1.00	7	\$ 43,911.00	\$ -	\$ 43,911.00	\$ 1.00	0.00%
215	MCMURRY, RYAL S.	1413	2	MA	1.00	\$ 43,910.00	\$ -	\$ 43,910.00	\$ -	\$ 43,910.00	2	1.00	7	\$ 43,911.00	\$ -	\$ 43,911.00	\$ 1.00	0.00%
216	NIELSEN, JOYCE A	1411	2	MA	1.00	\$ 43,910.00	\$ -	\$ 43,910.00	\$ -	\$ 43,910.00	2	1.00	7	\$ 43,911.00	\$ -	\$ 43,911.00	\$ 1.00	0.00%
217	FRENCH, ALAN C.	1411	2	MA	1.00	\$ 45,204.00	\$ -	\$ 45,204.00	\$ -	\$ 45,204.00	2	1.00	8	\$ 45,205.00	\$ -	\$ 45,205.00	\$ 1.00	0.00%
218	LANSFORD, CANDICE J	1411	2	MA	1.00	\$ 45,204.00	\$ -	\$ 45,204.00	\$ -	\$ 45,204.00	2	1.00	8	\$ 45,205.00	\$ -	\$ 45,205.00	\$ 1.00	0.00%
219	SARABIA-STROUD, CHRISTINA	1411	2	MA	1.00	\$ 45,204.00	\$ -	\$ 45,204.00	\$ -	\$ 45,204.00	2	1.00	8	\$ 45,205.00	\$ -	\$ 45,205.00	\$ 1.00	0.00%
220	EITNIEAR, TRACIE L	1413	2	MA	1.00	\$ 45,358.00	\$ -	\$ 45,358.00	\$ -	\$ 45,358.00	2	1.00	9	\$ 45,359.00	\$ -	\$ 45,359.00	\$ 1.00	0.00%
221	BYERS, DOUGLAS S.	1415	2	MA	1.05	\$ 47,739.18	\$ -	\$ 47,739.18	\$ -	\$ 47,739.18	2	1.05	10	\$ 47,740.18	\$ -	\$ 47,740.18	\$ 1.00	0.00%
222	ALLEN, RACHEAL RENE	1411	2	MA	1.00	\$ 45,667.00	\$ -	\$ 45,667.00	\$ -	\$ 45,667.00	2	1.00	11	\$ 45,668.00	\$ -	\$ 45,668.00	\$ 1.00	0.00%
223	ANDERSON, DANIEL P.	1422	2	MA	1.00	\$ 45,667.00	\$ -	\$ 45,667.00	\$ -	\$ 45,667.00	2	1.00	11	\$ 45,668.00	\$ -	\$ 45,668.00	\$ 1.00	0.00%
224	WALLIS, KATHLEEN	1411	2	MA	1.00	\$ 45,667.00	\$ -	\$ 45,667.00	\$ -	\$ 45,667.00	2	1.00	11	\$ 45,668.00	\$ -	\$ 45,668.00	\$ 1.00	0.00%
225	BLOOM, SARA L	1411	2	MA	1.00	\$ 45,978.00	\$ -	\$ 45,978.00	\$ -	\$ 45,978.00	2	1.00	13	\$ 45,979.00	\$ -	\$ 45,979.00	\$ 1.00	0.00%

\* Refer to your instructions for definitions of column names.  
 Unhide rows to add more employees. Add rows after 1200 employees (Don't forget to copy formulas after 1200!)

**WORKSHEET V**  
**TEACHERS AVERAGE SALARY COMPUTATION 2015-2016**  
*Operational Fund Only*

DISTRICT NAME: Alamogordo Revised 5/18/15

PED No. 046

CHARTER NAME: (ENTER NAME)

Worksheet V Revision: 01/21/15

Number	Name of Employee	Job Class No.	2014-2015 LEVEL 0, 1, 2, 3	Degree 2014-2015	2014-2015						2015-2016 LEVEL 0, 1, 2, 3	2015-2016					Total Contract Increase (Col. 11-6)	Total Base % Increase (Col. (9-4)/4)
					Oper FTE	Actual Base Salary Paid*	Add Adj. For the Beginne	TOTAL Base (Col. 2+3)	Allowable Increments	Total Contract (Col. 4+5)		Oper FTE	Teaching Experience Allowed*	PROPOSED Base Salary	Allowable Increment	Total Contract (Col. 9+10)		
226	RODRIGUEZ, MARY ELVIA	1411	2	MA	1.00	\$ 45,978.00	\$ -	\$ 45,978.00	\$ -	\$ 45,978.00	2	1.00	13	\$ 45,979.00	\$ -	\$ 45,979.00	\$ 1.00	0.00%
227	ROSE, TAWANA G.	1411	2	MA	1.00	\$ 45,978.00	\$ -	\$ 45,978.00	\$ -	\$ 45,978.00	2	1.00	13	\$ 45,979.00	\$ -	\$ 45,979.00	\$ 1.00	0.00%
228	SAWYER, CORRINA G	1411	2	MA	1.00	\$ 45,978.00	\$ -	\$ 45,978.00	\$ -	\$ 45,978.00	2	1.00	13	\$ 45,979.00	\$ -	\$ 45,979.00	\$ 1.00	0.00%
229	DRAKE, SCOTT A.	1422	2	MA	1.00	\$ 46,133.00	\$ -	\$ 46,133.00	\$ -	\$ 46,133.00	2	1.00	14	\$ 46,134.00	\$ -	\$ 46,134.00	\$ 1.00	0.00%
230	BARNES, ALICIA E.	1411	2	MA	1.00	\$ 46,443.00	\$ -	\$ 46,443.00	\$ -	\$ 46,443.00	2	1.00	16	\$ 46,444.00	\$ -	\$ 46,444.00	\$ 1.00	0.00%
231	ROTTLAND, DEBRA A.	1411	2	MA	1.00	\$ 46,443.00	\$ -	\$ 46,443.00	\$ -	\$ 46,443.00	2	1.00	16	\$ 46,444.00	\$ -	\$ 46,444.00	\$ 1.00	0.00%
232	CORTEZ, ROBERT	1411	2	MA	1.00	\$ 46,753.00	\$ -	\$ 46,753.00	\$ -	\$ 46,753.00	2	1.00	18	\$ 46,754.00	\$ -	\$ 46,754.00	\$ 1.00	0.00%
233	MYERS, SERENA Y.	1411	2	MA	1.00	\$ 46,908.00	\$ -	\$ 46,908.00	\$ -	\$ 46,908.00	2	1.00	19	\$ 46,909.00	\$ -	\$ 46,909.00	\$ 1.00	0.00%
234	JONES, VINCENT P.	1411	2	MA	1.00	\$ 47,063.00	\$ -	\$ 47,063.00	\$ -	\$ 47,063.00	2	1.00	20	\$ 47,064.00	\$ -	\$ 47,064.00	\$ 1.00	0.00%
235	SPEARS, LYNN A.	1411	2	MA	1.00	\$ 47,322.00	\$ -	\$ 47,322.00	\$ -	\$ 47,322.00	2	1.00	22	\$ 47,323.00	\$ -	\$ 47,323.00	\$ 1.00	0.00%
236	BURRS, JANET MARIE	1411	2	MA	1.00	\$ 48,148.00	\$ -	\$ 48,148.00	\$ -	\$ 48,148.00	2	1.00	27	\$ 48,149.00	\$ -	\$ 48,149.00	\$ 1.00	0.00%
237	WHITEHEAD, KELLY A.	1411	2	MA	1.00	\$ 48,148.00	\$ -	\$ 48,148.00	\$ -	\$ 48,148.00	2	1.00	27	\$ 48,149.00	\$ -	\$ 48,149.00	\$ 1.00	0.00%
238	JOHNSON, LINDA LOUISE	1411	2	MA	1.00	\$ 48,304.00	\$ -	\$ 48,304.00	\$ -	\$ 48,304.00	2	1.00	28	\$ 48,305.00	\$ -	\$ 48,305.00	\$ 1.00	0.00%
239	FINNELL, EDY I.	1411	2	MA	1.00	\$ 51,263.00	\$ -	\$ 51,263.00	\$ -	\$ 51,263.00	2	1.00	31	\$ 51,264.00	\$ -	\$ 51,264.00	\$ 1.00	0.00%
240	ADAMS, VERNICE	1412	2	MA+15	1.00	\$ 44,432.00	\$ -	\$ 44,432.00	\$ -	\$ 44,432.00	2	1.00	6	\$ 44,433.00	\$ -	\$ 44,433.00	\$ 1.00	0.00%
241	BENDER, ANTHONY RAOUL	1411	2	MA+15	1.00	\$ 44,433.00	\$ -	\$ 44,433.00	\$ -	\$ 44,433.00	2	1.00	7	\$ 44,434.00	\$ -	\$ 44,434.00	\$ 1.00	0.00%
242	SERNA-PEREZ, KOSHA A.	1412	2	MA+15	1.00	\$ 44,433.00	\$ -	\$ 44,433.00	\$ -	\$ 44,433.00	2	1.00	7	\$ 44,434.00	\$ -	\$ 44,434.00	\$ 1.00	0.00%
243	WOLF, ANGIE FORBES	1422	2	MA+15	1.00	\$ 44,433.00	\$ -	\$ 44,433.00	\$ -	\$ 44,433.00	2	1.00	7	\$ 44,434.00	\$ -	\$ 44,434.00	\$ 1.00	0.00%
244	FRENCH, LYDIA S	1412	2	MA+15	1.14	\$ 46,598.00	\$ -	\$ 46,598.00	\$ -	\$ 46,598.00	2	1.14	15	\$ 46,599.00	\$ -	\$ 46,599.00	\$ 1.00	0.00%
245	TYE, MICHELLE A	1411	2	MA+45	1.00	\$ 44,511.00	\$ -	\$ 44,511.00	\$ -	\$ 44,511.00	2	1.00	5	\$ 44,512.00	\$ -	\$ 44,512.00	\$ 1.00	0.00%
246	PETERS, PAULA L.	1422	2	MA+45	1.00	\$ 47,217.00	\$ -	\$ 47,217.00	\$ -	\$ 47,217.00	2	1.00	15	\$ 47,218.00	\$ -	\$ 47,218.00	\$ 1.00	0.00%
247	BURTON, BARON E	1412	2	MA+45	1.00	\$ 47,838.00	\$ -	\$ 47,838.00	\$ -	\$ 47,838.00	2	1.00	19	\$ 47,839.00	\$ -	\$ 47,839.00	\$ 1.00	0.00%
248	MAHUNG, ANTHONY A.	1416	2	MA+45	1.00	\$ 48,924.00	\$ -	\$ 48,924.00	\$ -	\$ 48,924.00	2	1.00	26	\$ 48,925.00	\$ -	\$ 48,925.00	\$ 1.00	0.00%
249	ENOIT, SHELLEY J	1411	3	MA	1.00	\$ 50,308.00	\$ -	\$ 50,308.00	\$ -	\$ 50,308.00	3	1.00	7	\$ 50,309.00	\$ -	\$ 50,309.00	\$ 1.00	0.00%
250	HALL, NANCY CHARMAINE	1411	3	MA	1.00	\$ 50,308.00	\$ -	\$ 50,308.00	\$ -	\$ 50,308.00	3	1.00	7	\$ 50,309.00	\$ -	\$ 50,309.00	\$ 1.00	0.00%
251	SEGURA-ELLENBURG, RUTH R	1411	3	MA	1.00	\$ 50,308.00	\$ -	\$ 50,308.00	\$ -	\$ 50,308.00	3	1.00	7	\$ 50,309.00	\$ -	\$ 50,309.00	\$ 1.00	0.00%
252	HOYT, DANIELLE M.	1411	3	MA	1.00	\$ 51,817.00	\$ -	\$ 51,817.00	\$ -	\$ 51,817.00	3	1.00	8	\$ 51,818.00	\$ -	\$ 51,818.00	\$ 1.00	0.00%
253	STANBROUGH, RYANN L.	1411	3	MA	1.00	\$ 52,333.00	\$ -	\$ 52,333.00	\$ -	\$ 52,333.00	3	1.00	9	\$ 52,334.00	\$ -	\$ 52,334.00	\$ 1.00	0.00%
254	WRIGHT, BLAIR M.	1411	3	MA	1.00	\$ 52,333.00	\$ -	\$ 52,333.00	\$ -	\$ 52,333.00	3	1.00	9	\$ 52,334.00	\$ -	\$ 52,334.00	\$ 1.00	0.00%
255	CAMPBELL, JANU R.	1413	3	MA	1.00	\$ 52,334.00	\$ -	\$ 52,334.00	\$ -	\$ 52,334.00	3	1.00	10	\$ 52,335.00	\$ -	\$ 52,335.00	\$ 1.00	0.00%
256	CEBALLES, ANGELINA B.	1411	3	MA	1.00	\$ 52,334.00	\$ -	\$ 52,334.00	\$ -	\$ 52,334.00	3	1.00	10	\$ 52,335.00	\$ -	\$ 52,335.00	\$ 1.00	0.00%
257	GIGLER, JUSTIN R.	1411	3	MA	1.00	\$ 52,334.00	\$ -	\$ 52,334.00	\$ -	\$ 52,334.00	3	1.00	10	\$ 52,335.00	\$ -	\$ 52,335.00	\$ 1.00	0.00%
258	ROUSH, KATHRYN M.	1411	3	MA	1.00	\$ 52,334.00	\$ -	\$ 52,334.00	\$ -	\$ 52,334.00	3	1.00	10	\$ 52,335.00	\$ -	\$ 52,335.00	\$ 1.00	0.00%
259	BROBST, NOELLE C.	1412	3	MA	1.00	\$ 52,335.00	\$ -	\$ 52,335.00	\$ -	\$ 52,335.00	3	1.00	11	\$ 52,336.00	\$ -	\$ 52,336.00	\$ 1.00	0.00%
260	NORWOOD, KATHRYN SUE	1411	3	MA	1.00	\$ 52,335.00	\$ -	\$ 52,335.00	\$ -	\$ 52,335.00	3	1.00	11	\$ 52,336.00	\$ -	\$ 52,336.00	\$ 1.00	0.00%
261	WALKER, JOHNNIE	1412	3	MA	1.00	\$ 52,335.00	\$ -	\$ 52,335.00	\$ -	\$ 52,335.00	3	1.00	11	\$ 52,336.00	\$ -	\$ 52,336.00	\$ 1.00	0.00%
262	WENRICH, RITA YVONNE	1411	3	MA	1.00	\$ 52,335.00	\$ -	\$ 52,335.00	\$ -	\$ 52,335.00	3	1.00	11	\$ 52,336.00	\$ -	\$ 52,336.00	\$ 1.00	0.00%
263	JOYNER, ANNETTE C.	1411	3	MA	1.01	\$ 52,903.86	\$ -	\$ 52,903.86	\$ -	\$ 52,903.86	3	1.01	11	\$ 52,904.86	\$ -	\$ 52,904.86	\$ 1.00	0.00%
264	HALLBECK, MELANIE M.	1416	3	MA	1.00	\$ 52,490.00	\$ -	\$ 52,490.00	\$ -	\$ 52,490.00	3	1.00	12	\$ 52,491.00	\$ -	\$ 52,491.00	\$ 1.00	0.00%
265	HENCHAR, KATHY A.	1412	3	MA	1.00	\$ 52,490.00	\$ -	\$ 52,490.00	\$ -	\$ 52,490.00	3	1.00	12	\$ 52,491.00	\$ -	\$ 52,491.00	\$ 1.00	0.00%
266	JOHNSTON, SARAH L.	1411	3	MA	1.00	\$ 52,490.00	\$ -	\$ 52,490.00	\$ -	\$ 52,490.00	3	1.00	12	\$ 52,491.00	\$ -	\$ 52,491.00	\$ 1.00	0.00%
267	TRUDELL, TRUDE L.	1411	3	MA	1.00	\$ 52,490.00	\$ -	\$ 52,490.00	\$ -	\$ 52,490.00	3	1.00	12	\$ 52,491.00	\$ -	\$ 52,491.00	\$ 1.00	0.00%
268	BRAND, MEGAN	1411	3	MA	1.00	\$ 52,645.00	\$ -	\$ 52,645.00	\$ -	\$ 52,645.00	3	1.00	13	\$ 52,646.00	\$ -	\$ 52,646.00	\$ 1.00	0.00%
269	KIPP, SARAHJANE	1422	3	MA	1.00	\$ 52,645.00	\$ -	\$ 52,645.00	\$ -	\$ 52,645.00	3	1.00	13	\$ 52,646.00	\$ -	\$ 52,646.00	\$ 1.00	0.00%
270	SHAY, APRIL MAY	1411	3	MA	1.00	\$ 52,645.00	\$ -	\$ 52,645.00	\$ -	\$ 52,645.00	3	1.00	13	\$ 52,646.00	\$ -	\$ 52,646.00	\$ 1.00	0.00%

\* Refer to your instructions for definitions of column names.  
 Unhide rows to add more employees. Add rows after 1200 employees (Don't forget to copy formulas after 1200!)

**WORKSHEET V**  
**TEACHERS AVERAGE SALARY COMPUTATION 2015-2016**  
*Operational Fund Only*

DISTRICT NAME: Alamogordo Revised 5/18/15

PED No. 046

CHARTER NAME: (ENTER NAME)

Worksheet V Revision: 01/21/15

Number	Name of Employee	Job Class No.	2014-2015 LEVEL 0, 1, 2, 3	Degree 2014-2015	2014-2015						2015-2016						Total Contract Increase (Col. 11-6)	Total Base % Increase (Col. (9-4)/4)
					Oper FTE	Actual Base Salary Paid*	Add Adj. FTE Beginne	TOTAL Base (Col. 2+3)	Allowable Increments	Total Contract (Col. 4+5)	LEVEL 0, 1, 2, 3	Oper FTE	Teaching Experience Allowed*	PROPOSED Base Salary	Allowable Increments	Total Contract (Col. 9+10)		
271	MONTJOY, CHARLES W.	1412	3	MA	1.00	\$ 52,801.00	\$ -	\$ 52,801.00	\$ -	\$ 52,801.00	3	1.00	14	\$ 52,802.00	\$ -	\$ 52,802.00	\$ 1.00	0.00%
272	RENFRO, DARREL S.	1411	3	MA	1.00	\$ 52,801.00	\$ -	\$ 52,801.00	\$ -	\$ 52,801.00	3	1.00	14	\$ 52,802.00	\$ -	\$ 52,802.00	\$ 1.00	0.00%
273	SALMON, JANINE T.	1411	3	MA	1.00	\$ 52,801.00	\$ -	\$ 52,801.00	\$ -	\$ 52,801.00	3	1.00	14	\$ 52,802.00	\$ -	\$ 52,802.00	\$ 1.00	0.00%
274	ANDERSON, KENDRA	1412	3	MA	1.00	\$ 52,955.00	\$ -	\$ 52,955.00	\$ -	\$ 52,955.00	3	1.00	15	\$ 52,956.00	\$ -	\$ 52,956.00	\$ 1.00	0.00%
275	BLACK, MARIEJOSE N.	1411	3	MA	1.00	\$ 52,955.00	\$ -	\$ 52,955.00	\$ -	\$ 52,955.00	3	1.00	15	\$ 52,956.00	\$ -	\$ 52,956.00	\$ 1.00	0.00%
276	DENNEY, SHAWNA L.	1411	3	MA	1.00	\$ 52,955.00	\$ -	\$ 52,955.00	\$ -	\$ 52,955.00	3	1.00	15	\$ 52,956.00	\$ -	\$ 52,956.00	\$ 1.00	0.00%
277	LIPPERT, WANDA J	1422	3	MA	1.00	\$ 52,955.00	\$ -	\$ 52,955.00	\$ -	\$ 52,955.00	3	1.00	15	\$ 52,956.00	\$ -	\$ 52,956.00	\$ 1.00	0.00%
278	ROONEY, PATRICIA L.	1411	3	MA	1.00	\$ 52,955.00	\$ -	\$ 52,955.00	\$ -	\$ 52,955.00	3	1.00	15	\$ 52,956.00	\$ -	\$ 52,956.00	\$ 1.00	0.00%
279	DUSAK, LINDA S.	1412	3	MA	1.00	\$ 53,111.00	\$ -	\$ 53,111.00	\$ -	\$ 53,111.00	3	1.00	16	\$ 53,112.00	\$ -	\$ 53,112.00	\$ 1.00	0.00%
280	GEHART, JEFF D	1411	3	MA	1.00	\$ 53,111.00	\$ -	\$ 53,111.00	\$ -	\$ 53,111.00	3	1.00	16	\$ 53,112.00	\$ -	\$ 53,112.00	\$ 1.00	0.00%
281	HADDOCK, SHELLY B.	1411	3	MA	1.00	\$ 53,111.00	\$ -	\$ 53,111.00	\$ -	\$ 53,111.00	3	1.00	16	\$ 53,112.00	\$ -	\$ 53,112.00	\$ 1.00	0.00%
282	ONEIL, NANCY E.	1411	3	MA	1.00	\$ 53,111.00	\$ -	\$ 53,111.00	\$ -	\$ 53,111.00	3	1.00	16	\$ 53,112.00	\$ -	\$ 53,112.00	\$ 1.00	0.00%
283	TURNBULL, LINDA F	1422	3	MA	1.00	\$ 53,111.00	\$ -	\$ 53,111.00	\$ -	\$ 53,111.00	3	1.00	16	\$ 53,112.00	\$ -	\$ 53,112.00	\$ 1.00	0.00%
284	BILLS, CYNTHIA A.	1411	3	MA	1.00	\$ 53,265.00	\$ -	\$ 53,265.00	\$ -	\$ 53,265.00	3	1.00	17	\$ 53,266.00	\$ -	\$ 53,266.00	\$ 1.00	0.00%
285	MUNCY, ANGELINA R.	1412	3	MA	1.00	\$ 53,265.00	\$ -	\$ 53,265.00	\$ -	\$ 53,265.00	3	1.00	17	\$ 53,266.00	\$ -	\$ 53,266.00	\$ 1.00	0.00%
286	REED, TAMMY	1411	3	MA	1.00	\$ 53,265.00	\$ -	\$ 53,265.00	\$ -	\$ 53,265.00	3	1.00	17	\$ 53,266.00	\$ -	\$ 53,266.00	\$ 1.00	0.00%
287	MONEY, KIMBERLY A.	1411	3	MA	1.00	\$ 53,420.00	\$ -	\$ 53,420.00	\$ -	\$ 53,420.00	3	1.00	18	\$ 53,421.00	\$ -	\$ 53,421.00	\$ 1.00	0.00%
288	SANCHEZ, EDITH	1411	3	MA	1.00	\$ 53,420.00	\$ -	\$ 53,420.00	\$ -	\$ 53,420.00	3	1.00	18	\$ 53,421.00	\$ -	\$ 53,421.00	\$ 1.00	0.00%
289	ARNOLD, VICKY LYNN	1411	3	MA	1.00	\$ 53,576.00	\$ -	\$ 53,576.00	\$ -	\$ 53,576.00	3	1.00	19	\$ 53,577.00	\$ -	\$ 53,577.00	\$ 1.00	0.00%
290	DRISCOLL-GILLESPIE, JOCELYNE	1411	3	MA	1.00	\$ 53,576.00	\$ -	\$ 53,576.00	\$ -	\$ 53,576.00	3	1.00	19	\$ 53,577.00	\$ -	\$ 53,577.00	\$ 1.00	0.00%
291	JACKSON, DIANA L.	1412	3	MA	1.00	\$ 53,576.00	\$ -	\$ 53,576.00	\$ -	\$ 53,576.00	3	1.00	19	\$ 53,577.00	\$ -	\$ 53,577.00	\$ 1.00	0.00%
292	KEENER, LORI L.	1412	3	MA	1.00	\$ 53,576.00	\$ -	\$ 53,576.00	\$ -	\$ 53,576.00	3	1.00	19	\$ 53,577.00	\$ -	\$ 53,577.00	\$ 1.00	0.00%
293	KING, ROBERT STANLEY	1412	3	MA	1.00	\$ 53,576.00	\$ -	\$ 53,576.00	\$ -	\$ 53,576.00	3	1.00	19	\$ 53,577.00	\$ -	\$ 53,577.00	\$ 1.00	0.00%
294	OTERO, STACEY E.	1411	3	MA	1.00	\$ 53,576.00	\$ -	\$ 53,576.00	\$ -	\$ 53,576.00	3	1.00	19	\$ 53,577.00	\$ -	\$ 53,577.00	\$ 1.00	0.00%
295	SINCLAIR, DORIA L.	1411	3	MA	1.00	\$ 53,576.00	\$ -	\$ 53,576.00	\$ -	\$ 53,576.00	3	1.00	19	\$ 53,577.00	\$ -	\$ 53,577.00	\$ 1.00	0.00%
296	WISECUP, JENNIFER E.	1411	3	MA	1.00	\$ 53,576.00	\$ -	\$ 53,576.00	\$ -	\$ 53,576.00	3	1.00	19	\$ 53,577.00	\$ -	\$ 53,577.00	\$ 1.00	0.00%
297	FOX, LAURA BETH	1413	3	MA	1.00	\$ 53,731.00	\$ -	\$ 53,731.00	\$ -	\$ 53,731.00	3	1.00	20	\$ 53,732.00	\$ -	\$ 53,732.00	\$ 1.00	0.00%
298	MARCUCCI, DEBBIE JO	1411	3	MA	1.00	\$ 53,731.00	\$ -	\$ 53,731.00	\$ -	\$ 53,731.00	3	1.00	20	\$ 53,732.00	\$ -	\$ 53,732.00	\$ 1.00	0.00%
299	SANCHEZ, TRACY A.	1411	3	MA	1.00	\$ 53,731.00	\$ -	\$ 53,731.00	\$ -	\$ 53,731.00	3	1.00	20	\$ 53,732.00	\$ -	\$ 53,732.00	\$ 1.00	0.00%
300	STANDEFER, TOMMY D.	1411	3	MA	1.00	\$ 53,731.00	\$ -	\$ 53,731.00	\$ -	\$ 53,731.00	3	1.00	20	\$ 53,732.00	\$ -	\$ 53,732.00	\$ 1.00	0.00%
301	FISK, MYRUM MELINDA	1411	3	MA	1.00	\$ 53,885.00	\$ -	\$ 53,885.00	\$ -	\$ 53,885.00	3	1.00	21	\$ 53,886.00	\$ -	\$ 53,886.00	\$ 1.00	0.00%
302	HOLYCROSS, JACKIE	1416	3	MA	1.00	\$ 53,885.00	\$ -	\$ 53,885.00	\$ -	\$ 53,885.00	3	1.00	21	\$ 53,886.00	\$ -	\$ 53,886.00	\$ 1.00	0.00%
303	RHODES, SCOTT A.	1411	3	MA	1.00	\$ 53,885.00	\$ -	\$ 53,885.00	\$ -	\$ 53,885.00	3	1.00	21	\$ 53,886.00	\$ -	\$ 53,886.00	\$ 1.00	0.00%
304	RHODES, SUSAN D.	1411	3	MA	1.00	\$ 53,885.00	\$ -	\$ 53,885.00	\$ -	\$ 53,885.00	3	1.00	21	\$ 53,886.00	\$ -	\$ 53,886.00	\$ 1.00	0.00%
305	TUBBS, KATHRYN M.	1413	3	MA	1.00	\$ 53,885.00	\$ -	\$ 53,885.00	\$ -	\$ 53,885.00	3	1.00	21	\$ 53,886.00	\$ -	\$ 53,886.00	\$ 1.00	0.00%
306	BUHLER, DIANE E.	1411	3	MA	1.00	\$ 54,041.00	\$ -	\$ 54,041.00	\$ -	\$ 54,041.00	3	1.00	22	\$ 54,042.00	\$ -	\$ 54,042.00	\$ 1.00	0.00%
307	FAMBROUGH, SAMUEL P.	1412	3	MA	1.00	\$ 54,041.00	\$ -	\$ 54,041.00	\$ -	\$ 54,041.00	3	1.00	22	\$ 54,042.00	\$ -	\$ 54,042.00	\$ 1.00	0.00%
308	THATCHER, JANE E.	1411	3	MA	1.00	\$ 54,041.00	\$ -	\$ 54,041.00	\$ -	\$ 54,041.00	3	1.00	22	\$ 54,042.00	\$ -	\$ 54,042.00	\$ 1.00	0.00%
309	FRANZEN, AMY L.	1413	3	MA	1.00	\$ 54,197.00	\$ -	\$ 54,197.00	\$ -	\$ 54,197.00	3	1.00	23	\$ 54,198.00	\$ -	\$ 54,198.00	\$ 1.00	0.00%
310	DAY, MICHAEL W.	1411	3	MA	1.00	\$ 54,351.00	\$ -	\$ 54,351.00	\$ -	\$ 54,351.00	3	1.00	24	\$ 54,352.00	\$ -	\$ 54,352.00	\$ 1.00	0.00%
311	THIRY, DANA E	1411	3	MA	1.00	\$ 54,661.00	\$ -	\$ 54,661.00	\$ -	\$ 54,661.00	3	1.00	26	\$ 54,662.00	\$ -	\$ 54,662.00	\$ 1.00	0.00%
312	GALLARDO, CONNIE F.	1411	3	MA	1.00	\$ 55,127.00	\$ -	\$ 55,127.00	\$ -	\$ 55,127.00	3	1.00	29	\$ 55,128.00	\$ -	\$ 55,128.00	\$ 1.00	0.00%
313	BUHLER, WILLIAM I.	1411	3	MA	1.00	\$ 55,436.00	\$ -	\$ 55,436.00	\$ -	\$ 55,436.00	3	1.00	31	\$ 55,437.00	\$ -	\$ 55,437.00	\$ 1.00	0.00%
314	PENTON, GWENDOLYN CAROL	1413	3	MA	1.00	\$ 55,436.00	\$ -	\$ 55,436.00	\$ -	\$ 55,436.00	3	1.00	31	\$ 55,437.00	\$ -	\$ 55,437.00	\$ 1.00	0.00%
315	TOMKE, LYNN M	1411	3	MA	1.00	\$ 55,901.00	\$ -	\$ 55,901.00	\$ -	\$ 55,901.00	3	1.00	34	\$ 55,902.00	\$ -	\$ 55,902.00	\$ 1.00	0.00%

\* Refer to your instructions for definitions of column names.  
 Unhide rows to add more employees. Add rows after 1200 employees (Don't forget to copy formulas after 1200!)

**WORKSHEET V**  
**TEACHERS AVERAGE SALARY COMPUTATION 2015-2016**  
*Operational Fund Only*

DISTRICT NAME: Alamogordo Revised 5/18/15

PED No. 046

CHARTER NAME: (ENTER NAME)

Worksheet V Revision: 01/21/15

Number	Name of Employee	Job Class No.	2014-2015 LEVEL 0, 1, 2, 3	Degree 2014-2015	2014-2015					2015-2016					Total Contract Increase (Col. 11-6)	Total Base % Increase (Col. (9-4)/4)			
					Oper FTE	Actual Base Salary Paid*	Add Adj. FTE Beginne	TOTAL Base (Col. 2+3)	Allowable Increments	Total Contract (Col. 4+5)	LEVEL 0, 1, 2, 3	2015-2016							
												Oper FTE	Teaching Experience Allowed*	PROPOSED Base Salary			Allowable Increment	Total Contract (Col. 9+10)	
316	KNIGHT, MARCIA A.	1411	3	MA	1.00	\$ 56,229.00	\$ -	\$ 56,229.00	\$ -	\$ 56,229.00	3	1.00	36	\$ 56,230.00	\$ -	\$ 56,230.00	\$ 1.00	0.00%	
317	PROVENCHE, ROBERT	1412	3	MA	1.00	\$ 58,124.00	\$ -	\$ 58,124.00	\$ -	\$ 58,124.00	3	1.00	37	\$ 58,125.00	\$ -	\$ 58,125.00	\$ 1.00	0.00%	
318	TOMKE, TERRENCE N.	1411	3	MA	1.00	\$ 58,124.00	\$ -	\$ 58,124.00	\$ -	\$ 58,124.00	3	1.00	37	\$ 58,125.00	\$ -	\$ 58,125.00	\$ 1.00	0.00%	
319	RHODES, KIMBERLY D.	1411	3	MA+15	1.00	\$ 52,490.00	\$ -	\$ 52,490.00	\$ -	\$ 52,490.00	3	1.00	9	\$ 52,491.00	\$ -	\$ 52,491.00	\$ 1.00	0.00%	
320	FURPHY, NICOLE M.	1412	3	MA+15	1.00	\$ 52,491.00	\$ -	\$ 52,491.00	\$ -	\$ 52,491.00	3	1.00	10	\$ 52,492.00	\$ -	\$ 52,492.00	\$ 1.00	0.00%	
321	MONTOYA-TRAN, DEBRA S.	1412	3	MA+15	1.00	\$ 52,491.00	\$ -	\$ 52,491.00	\$ -	\$ 52,491.00	3	1.00	10	\$ 52,492.00	\$ -	\$ 52,492.00	\$ 1.00	0.00%	
322	CRANE, CURTIS P.	1411	3	MA+15	1.00	\$ 52,800.00	\$ -	\$ 52,800.00	\$ -	\$ 52,800.00	3	1.00	12	\$ 52,801.00	\$ -	\$ 52,801.00	\$ 1.00	0.00%	
323	CRUCE, MELISSA L.	1412	3	MA+15	1.00	\$ 52,800.00	\$ -	\$ 52,800.00	\$ -	\$ 52,800.00	3	1.00	12	\$ 52,801.00	\$ -	\$ 52,801.00	\$ 1.00	0.00%	
324	VLAUN, JOHN W.	1411	3	MA+15	1.00	\$ 52,954.00	\$ -	\$ 52,954.00	\$ -	\$ 52,954.00	3	1.00	13	\$ 52,955.00	\$ -	\$ 52,955.00	\$ 1.00	0.00%	
325	KLAENE, ZITA K	1411	3	MA+15	1.00	\$ 53,265.00	\$ -	\$ 53,265.00	\$ -	\$ 53,265.00	3	1.00	15	\$ 53,266.00	\$ -	\$ 53,266.00	\$ 1.00	0.00%	
326	CARDIEL, CHRISTINA LILLY	1411	3	MA+15	1.00	\$ 53,420.00	\$ -	\$ 53,420.00	\$ -	\$ 53,420.00	3	1.00	16	\$ 53,421.00	\$ -	\$ 53,421.00	\$ 1.00	0.00%	
327	BIRD, HOLLY	1415	3	MA+15	1.00	\$ 53,730.00	\$ -	\$ 53,730.00	\$ -	\$ 53,730.00	3	1.00	18	\$ 53,731.00	\$ -	\$ 53,731.00	\$ 1.00	0.00%	
328	HADDOCK, CAROL	1411	3	MA+15	1.00	\$ 53,885.00	\$ -	\$ 53,885.00	\$ -	\$ 53,885.00	3	1.00	19	\$ 53,886.00	\$ -	\$ 53,886.00	\$ 1.00	0.00%	
329	REESE, KELLY L.	1411	3	MA+15	1.00	\$ 54,041.00	\$ -	\$ 54,041.00	\$ -	\$ 54,041.00	3	1.00	20	\$ 54,042.00	\$ -	\$ 54,042.00	\$ 1.00	0.00%	
330	SCARAFIOTTI, DINA KAY	1415	3	MA+15	1.05	\$ 56,846.89	\$ -	\$ 56,846.89	\$ -	\$ 56,846.89	3	1.05	21	\$ 56,847.89	\$ -	\$ 56,847.89	\$ 1.00	0.00%	
331	TIMMONS, BRENDA M.	1411	3	MA+15	1.00	\$ 54,350.00	\$ -	\$ 54,350.00	\$ -	\$ 54,350.00	3	1.00	22	\$ 54,351.00	\$ -	\$ 54,351.00	\$ 1.00	0.00%	
332	BLACKSTONE, KEVIN D.	1411	3	MA+15	1.00	\$ 54,506.00	\$ -	\$ 54,506.00	\$ -	\$ 54,506.00	3	1.00	23	\$ 54,507.00	\$ -	\$ 54,507.00	\$ 1.00	0.00%	
333	REYES, DEBRA I.	1412	3	MA+15	1.00	\$ 54,506.00	\$ -	\$ 54,506.00	\$ -	\$ 54,506.00	3	1.00	23	\$ 54,507.00	\$ -	\$ 54,507.00	\$ 1.00	0.00%	
334	JACKSON, BETTY JANE	1411	3	MA+15	1.00	\$ 54,970.00	\$ -	\$ 54,970.00	\$ -	\$ 54,970.00	3	1.00	26	\$ 54,971.00	\$ -	\$ 54,971.00	\$ 1.00	0.00%	
335	CHAPMAN, GARY W.	1411	3	MA+15	1.00	\$ 55,436.00	\$ -	\$ 55,436.00	\$ -	\$ 55,436.00	3	1.00	29	\$ 55,437.00	\$ -	\$ 55,437.00	\$ 1.00	0.00%	
336	WRIGHT, DENISE K.	1411	3	MA+15	1.00	\$ 55,746.00	\$ -	\$ 55,746.00	\$ -	\$ 55,746.00	3	1.00	31	\$ 55,747.00	\$ -	\$ 55,747.00	\$ 1.00	0.00%	
337	RICHARDSON, DIANA E.	1411	3	MA+45	1.00	\$ 53,885.00	\$ -	\$ 53,885.00	\$ -	\$ 53,885.00	3	1.00	16	\$ 53,886.00	\$ -	\$ 53,886.00	\$ 1.00	0.00%	
338	MCMURRY, ALICIA A	1411	3	MA+45	1.00	\$ 54,041.00	\$ -	\$ 54,041.00	\$ -	\$ 54,041.00	3	1.00	17	\$ 54,042.00	\$ -	\$ 54,042.00	\$ 1.00	0.00%	
339	TAYLOR, CLAUDIA H.	1411	3	MA+45	1.00	\$ 54,351.00	\$ -	\$ 54,351.00	\$ -	\$ 54,351.00	3	1.00	19	\$ 54,352.00	\$ -	\$ 54,352.00	\$ 1.00	0.00%	
340	JURINEK, SIMON	1412	3	MA+45	1.00	\$ 54,506.00	\$ -	\$ 54,506.00	\$ -	\$ 54,506.00	3	1.00	20	\$ 54,507.00	\$ -	\$ 54,507.00	\$ 1.00	0.00%	
341	ANAZAO, CATHY K.	1413	3	MA+45	1.00	\$ 54,661.00	\$ -	\$ 54,661.00	\$ -	\$ 54,661.00	3	1.00	21	\$ 54,662.00	\$ -	\$ 54,662.00	\$ 1.00	0.00%	
342	JOYNER, MICHELE A.	1411	3	MA+45	1.00	\$ 54,661.00	\$ -	\$ 54,661.00	\$ -	\$ 54,661.00	3	1.00	21	\$ 54,662.00	\$ -	\$ 54,662.00	\$ 1.00	0.00%	
343	HALONEN, JANE E.	1416	3	MA+45	1.00	\$ 54,816.00	\$ -	\$ 54,816.00	\$ -	\$ 54,816.00	3	1.00	22	\$ 54,817.00	\$ -	\$ 54,817.00	\$ 1.00	0.00%	
344	MAUGER, BRADLEY G	1411	3	MA+45	1.00	\$ 54,971.00	\$ -	\$ 54,971.00	\$ -	\$ 54,971.00	3	1.00	23	\$ 54,972.00	\$ -	\$ 54,972.00	\$ 1.00	0.00%	
345	SIMON, ALBERT M.	1411	3	MA+45	1.00	\$ 54,971.00	\$ -	\$ 54,971.00	\$ -	\$ 54,971.00	3	1.00	23	\$ 54,972.00	\$ -	\$ 54,972.00	\$ 1.00	0.00%	
346	WINROW, JANE L.	1412	3	MA+45	1.00	\$ 54,971.00	\$ -	\$ 54,971.00	\$ -	\$ 54,971.00	3	1.00	23	\$ 54,972.00	\$ -	\$ 54,972.00	\$ 1.00	0.00%	
347	MEDEIROS, JUDYANN H.	1415	3	MA+45	1.05	\$ 57,823.43	\$ -	\$ 57,823.43	\$ -	\$ 57,823.43	3	1.05	24	\$ 57,824.43	\$ -	\$ 57,824.43	\$ 1.00	0.00%	
348	PRICE, MERRI STEWART	1411	3	MA+45	1.00	\$ 55,281.00	\$ -	\$ 55,281.00	\$ -	\$ 55,281.00	3	1.00	25	\$ 55,282.00	\$ -	\$ 55,282.00	\$ 1.00	0.00%	
349	FESMIRE, DIANA S.	1411	3	MA+45	1.00	\$ 55,747.00	\$ -	\$ 55,747.00	\$ -	\$ 55,747.00	3	1.00	28	\$ 55,748.00	\$ -	\$ 55,748.00	\$ 1.00	0.00%	
350	HALLMARK, KEZIA J.	1416	3	MA+45	1.00	\$ 55,747.00	\$ -	\$ 55,747.00	\$ -	\$ 55,747.00	3	1.00	28	\$ 55,748.00	\$ -	\$ 55,748.00	\$ 1.00	0.00%	
351	GARCIA, LUCRESHA ANN	1411	3	MA+45	1.00	\$ 59,778.00	\$ -	\$ 59,778.00	\$ -	\$ 59,778.00	3	1.00	32	\$ 59,779.00	\$ -	\$ 59,779.00	\$ 1.00	0.00%	
352	HINRICHS, CONSTANCE	1412	3	MA+45	1.00	\$ 62,578.00	\$ -	\$ 62,578.00	\$ -	\$ 62,578.00	3	1.00	34	\$ 62,579.00	\$ -	\$ 62,579.00	\$ 1.00	0.00%	
353	ANDERSON, JEAN MARIE	1412	3	MA+45	1.00	\$ 64,516.00	\$ -	\$ 64,516.00	\$ -	\$ 64,516.00	3	1.00	36	\$ 64,517.00	\$ -	\$ 64,517.00	\$ 1.00	0.00%	
354							\$ -	\$ -	\$ -	\$ -		0.00			\$ -	\$ -			
355							\$ -	\$ -	\$ -	\$ -		0.00			\$ -	\$ -			
356							\$ -	\$ -	\$ -	\$ -		0.00			\$ -	\$ -			
<b>TOTALS</b>						351.74	\$ 15,625,847.42	\$ -	\$ 15,625,847.42	\$ -	\$ 15,625,847.42		351.74	4,310	\$ 15,721,853.17	\$ -	\$ 15,721,853.17	\$ 96,005.75	0.61%

\* Refer to your instructions for definitions of column names.  
 Unhide rows to add more employees. Add rows after 1200 employees (Don't forget to copy formulas after 1200!)

**ESTIMATED AVERAGE SALARY INCREASES  
PERSONNEL OTHER THAN CLASSROOM TEACHERS  
2015-2016**

**\*\*Data on this form must match Worksheet IV; therefore, please complete Worksheet IV first.**

JOB CLASS NO.	FTE OPER. & OTHER FUNDS		TOTAL ANNUAL SALARIES OPER. & OTHER FUNDS		AVERAGE SALARY OPER. & OTHER FUNDS		7** DOLLAR INCREASE	8** PERCENT INCREASE <i>Col. 7 / Col. 3</i>
	2014-2015*	2015-2016	2014-2015*	2015-2016	2014-2015*	2015-2016		
1111	1.00	1.00	120,000	120,000	120,000	120,000	0	0.00%
1112	16.00	16.00	1,081,949	1,081,965	67,622	67,623	16	0.00%
1113	4.00	4.00	345,912	345,915	86,478	86,479	3	0.00%
1114	4.10	4.10	205,091	205,095	50,022	50,023	4	0.00%
1115	1.00	1.00	88,405	88,406	88,405	88,406	1	0.00%
1211	5.00	5.00	390,477	390,482	78,095	78,096	5	0.00%
1212	3.05	3.05	147,739	147,742	48,439	48,440	3	0.00%
<b>Group Total:</b>	<b>34.15</b>	<b>34.15</b>	<b>2,379,573</b>	<b>2,379,605</b>	<b>69,680</b>	<b>69,681</b>	<b>32</b>	<b>0.00%</b>
1213	9.30	9.30	174,248	174,248	18,736	18,736	0	0.00%
1216	7.00	7.00	105,503	105,503	15,072	15,072	0	0.00%
<b>Group Total:</b>	<b>16.30</b>	<b>16.30</b>	<b>279,751</b>	<b>279,751</b>	<b>17,163</b>	<b>17,163</b>	<b>0</b>	<b>0.00%</b>
1711	14.75	14.75	246,002	246,002	16,678	16,678	0	0.00%
1712	32.00	32.00	506,621	506,621	15,832	15,832	0	0.00%
1713	22.00	22.00	367,327	367,327	16,697	16,697	0	0.00%
1714	0.00	0.00	0	0	0	0	0	0.00%
<b>Group Total:</b>	<b>68.75</b>	<b>68.75</b>	<b>1,119,949</b>	<b>1,119,949</b>	<b>16,290</b>	<b>16,290</b>	<b>0</b>	<b>0.00%</b>
1214	14.05	14.05	644,811	644,824	45,894	45,895	13	0.00%
1215	13.15	13.15	618,986	618,999	47,071	47,072	13	0.00%
1217	45.14	45.14	1,114,034	1,114,034	24,680	24,680	0	0.00%
<b>Group Total:</b>	<b>72.34</b>	<b>72.34</b>	<b>2,377,831</b>	<b>2,377,857</b>	<b>32,870</b>	<b>32,871</b>	<b>26</b>	<b>0.00%</b>
1218	2.15	2.15	52,384	52,384	24,365	24,365	0	0.00%
1219	0.00	0.00	0	0	0	0	0	0.00%
<b>Group Total:</b>	<b>2.15</b>	<b>2.15</b>	<b>52,384</b>	<b>52,384</b>	<b>24,365</b>	<b>24,365</b>	<b>0</b>	<b>0.00%</b>
1220	8.00	8.00	253,424	253,424	31,678	31,678	0	0.00%
1616	4.00	4.00	112,931	112,931	28,233	28,233	0	0.00%
<b>Group Total:</b>	<b>12.00</b>	<b>12.00</b>	<b>366,355</b>	<b>366,355</b>	<b>30,530</b>	<b>30,530</b>	<b>0</b>	<b>0.00%</b>
1311	2.20	2.20	108,913	108,915	49,506	49,507	2	0.00%
1312	6.20	6.20	352,709	352,715	56,888	56,889	6	0.00%
1313	1.05	1.05	48,227	48,228	45,930	45,931	1	0.00%
1314	0.00	0.00	0	0	0	0	0	0.00%
1315	2.20	2.20	152,094	152,096	69,134	69,135	2	0.00%
1316	0.00	0.00	0	0	0	0	0	0.00%
1317	0.00	0.00	0	0	0	0	0	0.00%
1318	2.41	2.41	106,837	106,846	44,404	44,408	10	0.01%
<b>Group Total:</b>	<b>14.06</b>	<b>14.06</b>	<b>768,779</b>	<b>768,800</b>	<b>54,694</b>	<b>54,696</b>	<b>21</b>	<b>0.00%</b>
1319	2.00	2.00	80,333	80,333	40,166	40,166	0	0.00%
1623	6.00	6.00	118,967	118,967	19,828	19,828	0	0.00%
<b>Group Total:</b>	<b>8.00</b>	<b>8.00</b>	<b>199,300</b>	<b>199,300</b>	<b>24,912</b>	<b>24,912</b>	<b>0</b>	<b>0.00%</b>
1511	2.00	2.00	87,203	87,203	43,602	43,602	0	0.00%
<b>Group Total:</b>	<b>2.00</b>	<b>2.00</b>	<b>87,203</b>	<b>87,203</b>	<b>43,602</b>	<b>43,602</b>	<b>0</b>	<b>0.00%</b>
1614	21.00	21.00	774,105	774,107	36,862	36,862	2	0.00%
1615	43.00	43.00	825,402	825,402	19,195	19,195	0	0.00%
<b>Group Total:</b>	<b>64.00</b>	<b>64.00</b>	<b>1,599,507</b>	<b>1,599,509</b>	<b>24,992</b>	<b>24,992</b>	<b>2</b>	<b>0.00%</b>
1617	0.00	0.00	0	0	0	0	0	0.00%
1618	1.00	1.00	44,955	44,955	44,955	44,955	0	0.00%
1622	1.00	1.00	19,901	19,901	19,901	19,901	0	0.00%
1624	0.00	0.00	0	0	0	0	0	0.00%
<b>Group Total:</b>	<b>2.00</b>	<b>2.00</b>	<b>64,856</b>	<b>64,856</b>	<b>32,428</b>	<b>32,428</b>	<b>0</b>	<b>0.00%</b>
1619	0.00	0.00	0	0	0	0	0	0.00%
1620	0.00	0.00	0	0	0	0	0	0.00%
1621	0.00	0.00	0	0	0	0	0	0.00%
<b>Group Total:</b>	<b>0.00</b>	<b>0.00</b>	<b>0</b>	<b>0</b>	<b>0</b>	<b>0</b>	<b>0</b>	<b>0.00%</b>
<b>TOTALS</b>	<b>295.75</b>	<b>295.75</b>	<b>9,295,489</b>	<b>9,295,570</b>	<b>31,431</b>	<b>31,431</b>	<b>81</b>	<b>0.00%</b>

\*DO NOT include one time non-recurring increases granted in 2014-2015.

\*\*Columns 7 & 8 should not have negative amounts.

**ESTIMATED AVERAGE SALARY INCREASE  
 CERTIFIED CLASSROOM TEACHERS ONLY  
 2015-2016**

This form computes the average salary increase of classroom teachers paid from the following job classification numbers of the Operational fund; 1411 Teachers - 1-12, 1412 Teachers - Spec Ed, 1413 Teachers - ECE, 1414 Teachers - Preschool, 1415 Teachers: Vocational & Technical, 1416 Teachers - Other Instruction, and 1422 Teachers - Spec Ed Gifted.

**Please complete Worksheet V first.**

If this worksheet was not used, please make sure the following considerations were included in your calculations:

This form will not tie to the budget due to adjustments made for late beginners.

Include only full-time teachers who are currently employed. DO NOT include part-time personnel (casual and temporary positions).

For Contracts portion, include classroom-related increments. For example, a teacher that serves in the capacity of department head. Teachers beginning late in the year should be added at the amount they would have received had they worked the full year.

**EXCLUDE** non-recurring one-time increases, extended contract amounts, and increments from the Athletics (07) and Non-Instructional Student Support (08) functions.

PROJECT THESE SAME TEACHERS, in the same position with the same qualifications and FTE, when producing the **2015-2016** adopted salary schedule with the added year's experience.

**INSTRUCTIONS FOR ESTIMATED BASE SALARY INCREASE**

1. Refer to Worksheet V, column 4 for the TOTAL base salary amounts for **2014-2015**.
2. Refer to Worksheet V, column 9 for the PROPOSED base salary amount for **2015-2016**.
3. Refer to Worksheet V, column 1 for FTE. Enter this figure under **2014-2015** Average Salary. This FTE number will automatically carry over into the **2015-2016** Average Salary section, so only one entry will be made.
4. Enter these amounts under section I. below, "Estimated Average Salary Calculation - Base"

**I. ESTIMATED AVERAGE SALARY CALCULATION - BASE**

<b>2014-2015 Average Salary</b> Based on <u>Actual</u> Figures		<b>2015-2016 Average Salary</b> Based on <u>Projected</u> Figures		<b>Comparison</b> 2014-2015 Actuals vs. 2015-2016 Projected	
TOTAL Base	15,625,847	PROPOSED Base	15,721,853	2014-2015 Avg Salary	44,424
Total FTE	351.74	Total FTE	351.74	2015-2016 Avg Salary	44,697
<b>2014-2015</b> Average Salary	<u>44,424</u>	<b>2015-2016</b> Average Salary	<u>44,697</u>	Difference:	<u>273</u>
				<b>Percent of Change:</b>	<b>0.61%</b>

**INSTRUCTIONS FOR ESTIMATED CONTRACT SALARY INCREASE**

1. Refer to Worksheet V, column 6 for the TOTAL contracts for **2014-2015**.
2. Refer to Worksheet V, column 11 for the TOTAL contracts for **2015-2016**.
3. Refer to Worksheet V, column 1 for FTE. Enter this figure under **2014-2015** Average Salary. This FTE number will automatically carry over into the **2015-2016** Average Salary section, so only one entry will be made.
4. Enter these amounts under section II. below, "Estimated Average Salary Calculation - Contracts"

**II. ESTIMATED AVERAGE SALARY CALCULATION - CONTRACTS**

<b>2014-2015 Average Salary</b> Based on <u>Actual</u> Figures		<b>2015-2016 Average Salary</b> Based on <u>Projected</u> Figures		<b>Comparison</b> 2014-2015 Actuals vs. 2015-2016 Projected	
* Total Contracts	15,625,847	Total Contracts	15,721,853	2014-2015 Avg Salary	44,424
Total FTE	351.74	Total FTE	351.74	2015-2016 Avg Salary	44,697
<b>2014-2015</b> Average Salary	<u>44,424</u>	<b>2015-2016</b> Average Salary	<u>44,697</u>	Difference:	<u>273</u>
				<b>Percent of Change:</b>	<b>0.61%</b>



**ESTIMATED AVERAGE SALARY INCREASE  
CERTIFIED CLASSROOM TEACHERS ONLY  
2015-2016**

PED 925B-3

**EXCLUDE non-recurring one-time increases, extended contract amounts, and special increments coded in the Athletics (07) and Non-Instructional Student Support (08) functions.**

**I. ESTIMATED TEACHERS SALARY RANGE: (Paid per salary schedule)**

**NOTE: FTE must tie to total FTE on 925B-2. If it does not, you will receive an error msg. that must be fixed.**

Salary Range	Teachers FTE	Salary Range	Teachers FTE
\$30,000 - \$33,000	0.00	\$41,001 - \$42,000	15.00
\$33,001 - \$34,000	0.00	\$42,001 - \$43,000	3.00
\$34,001 - \$35,000	92.30	\$43,001 - \$44,000	14.00
\$35,001 - \$36,000	8.00	\$44,001 - \$45,000	23.00
\$36,001 - \$37,000	0.00	\$45,001 - \$46,000	37.00
\$37,001 - \$38,000	0.00	\$46,001 - \$47,000	26.14
\$38,001 - \$39,000	0.00	\$47,001 - \$48,000	12.05
\$39,001 - \$40,000	0.00	\$48,001 - \$49,000	6.00
\$40,001 - \$41,000	4.00	\$49,001 - \$50,000	1.00
		Over \$50,000	110.25
Subtotal	<u>104.30</u>	Subtotal	<u>247.44</u>
		Total Teachers FTE :	<u><u>351.74</u></u>

**II. 2015-2016 AVERAGE YEARS EXPERIENCE**

Total Teaching Years Experience (from Worksheet V, col. 8) **4,310.00**

Total Operating FTE (from Worksheet V, col. 1) **351.74**

AVERAGE YEARS EXPERIENCE 12.25

**III. 2015-2016 AVERAGE HOURLY SALARY - CONTRACT**

Avg. Hours per Day:	<b>7.5</b>	2015-2016 Average Salary:	44,697
		(computed on 925B-2)	
MULTIPLIED BY		DIVIDED BY	
Total Contract Days:	<b>184</b>	Total Annual Hours:	1,380.0
(retrieve from School Calendar, page 2)			
EQUALS		EQUALS	
Total Annual Hours =	<u><u>1,380.0</u></u>	Estimated Average Hourly Rate =	<u><u>32.39</u></u>

TEACHERS AND PERSONNEL OTHER THAN CLASSROOM TEACHERS
2014-2015 MID-YEAR SALARY INCREASES

THE 2014-2015 ENDING SALARIES MUST INCLUDE ONE OF THE FOLLOWING OPTIONS:

Choose the option that the school district utilized for salary action:

- 1. ( ) Short-term bridging salary schedule (two figures per cell).
2. ( ) Lump sum payment to be given after services are rendered.
3. ( ) Combination of lump sum payment with salary schedule adjustment.

NOTE: ALL 2014-2015 INFORMATION ON THIS FORM WILL BE ZERO, UNLESS MID-YEAR SALARY INCREASES WERE GIVEN.

I. TEACHERS

Table with 7 columns: JOB CLASS NO., FTE, TOTAL ANNUAL SALARIES (BEGINNING, ENDING), AVG SALARY (BEGINNING, ENDING), DOLLAR INCREASE, PERCENTAGE INCREASE. Row 1: 01.1411-1412, 1413-1416. 1422, 0.00, \$0, \$0, \$0, \$0, \$0, 0.0%

II. PERSONNEL OTHER THAN CLASSROOM TEACHERS

Table with 7 columns: JOB CLASS NO., FTE, TOTAL ANNUAL SALARIES (BEGINNING, ENDING), AVERAGE SALARY (BEGINNING, ENDING), DOLLAR INCREASE, PERCENTAGE INCREASE. Rows 1-30: 1111-1624, 0.00, \$0, \$0, \$0, \$0, \$0, 0.0%

# 2015-2016 School Calendar

1. Enter the date the Local Board or Governance Council approved the School Calendar: 16-Dec-2014
2. **Block** all Non-Instructional days (**Note:** Only include In-Service and Professional Development Days).
3. **Shade** all observed Holidays (**Note:** Holidays are **not** included in the Non-Instructional Day counts).
4. The first Instructional day is: 18-Aug-2015 . The last Instructional day is: 27-May-2016 .
5. **Strike** all days prior to the first day of instruction and after the last day of instruction.
6. Include the Total Instructional and Non-Instructional Days for each month in the spaces provided below each month.
7. Are you operating on a 4-Day or 5-Day week? 5-Day .

2015																				
July		August					September													
Sun	Mon	Tues	Wed	Thurs	Fri	Sat	Sun	Mon	Tues	Wed	Thurs	Fri	Sat	Sun	Mon	Tues	Wed	Thurs	Fri	Sat
			1	2	3	4							1			1	2	3	4	5
5	6	7	8	9	10	11	2	3	4	5	6	7	8	6	7	8	9	10	11	12
12	13	14	15	16	17	18	9	10	11	12	13	14	15	13	14	15	16	17	18	19
19	20	21	22	23	24	25	16	17	18	19	20	21	22	20	21	22	23	24	25	26
26	27	28	29	30	31		23	24	25	26	27	28	29	27	28	29	30			
							30	31												
July Instructional Days <u>0</u> Non-Instructional Days <u>0</u>							Aug. Instructional Days <u>10</u> Non-Instructional Days <u>6</u>						Sep. Instructional Days <u>21</u> Non-Instructional Days <u>0</u>							
2015																				
October		November					December													
Sun	Mon	Tues	Wed	Thurs	Fri	Sat	Sun	Mon	Tues	Wed	Thurs	Fri	Sat	Sun	Mon	Tues	Wed	Thurs	Fri	Sat
				1	2	3	1	2	3	4	5	6	7			1*	2	3	4	5
4	5	6	7	8	9	10	8	9	10	11	12	13	14	6	7	8	9	10	11	12
11	12	13	14*	15	16	17	15	16	17	18	19	20	21	13	14	15	16	17	18	19
18	19	20	21	22	23	24	22	23	24	25	26	27	28	20	21	22	23	24	25	26
25	26	27	28	29	30	31	29	30						27	28	29	30	31		
Oct. Instructional Days <u>19</u> Non-Instructional Days <u>2</u>							Nov. Instructional Days <u>15</u> Non-Instructional Days <u>0</u>						Dec. Instructional Days <u>14</u> Non-Instructional Days <u>0</u>							
2016																				
January		February					March													
Sun	Mon	Tues	Wed	Thurs	Fri	Sat	Sun	Mon	Tues	Wed	Thurs	Fri	Sat	Sun	Mon	Tues	Wed	Thurs	Fri	Sat
					1	2		1	2	3	4	5	6			1	2	3	4	5
3	4	5	6	7	8	9	7	8	9	10*	11	12	13	6	7	8	9	10	11	12
10	11	12	13	14	15	16	14	15	16	17	18	19	20	13	14	15	16	17	18	19
17	18	19	20	21	22	23	21	22	23	24	25	26	27	20	21	22	23	24	25	26
24	25	26	27	28	29	30	28	29						27	28	29	30	31		
31																				
Jan. Instructional Days <u>17</u> Non-Instructional Days <u>2</u>							Feb. Instructional Days <u>19</u> Non-Instructional Days <u>1</u>						March Instructional Days <u>22</u> Non-Instructional Days <u>0</u>							
2016																				
April		May					June													
Sun	Mon	Tues	Wed	Thurs	Fri	Sat	Sun	Mon	Tues	Wed	Thurs	Fri	Sat	Sun	Mon	Tues	Wed	Thurs	Fri	Sat
					1	2	1	2	3	4	5	6	7				1	2	3	4
3	4	5	6	7	8	9	8	9	10	11	12	13	14	5	6	7	8	9	10	11
10	11	12	13	14	15	16	15	16	17	18	19	20	21	12	13	14	15	16	17	18
17	18	19	20	21	22	23	22	23	24	25	26	27	28	19	20	21	22	23	24	25
24	25	26	27	28	29	30	29	30	31					26	27	28	29	30		
April Instructional Days <u>16</u> Non-Instructional Days <u>0</u>							May Instructional Days <u>19</u> Non-Instructional Days <u>1</u>						June Instructional Days <u>0</u> Non-Instructional Days <u>0</u>							

**Total Instructional Days: 172      Total Non-Instructional Days: 12**

**Reminder:** Holidays should **not** be included in the Non-Instructional Day counts.

2015-2016 Membership Reporting Dates:	
*October 14, 2015 (40 Day) - 1 <sup>st</sup> Reporting Period (2nd Wednesday in October)	
*December 1, 2015 (80 Day) - 2 <sup>nd</sup> Reporting Period (December 1 or first working day in December)	
*February 10, 2016 (120 Day) - 3 <sup>rd</sup> Reporting Period (2nd Wednesday in February)	

# 2015-2016 School Calendar

**Section 22-2-8.1. SCHOOL YEAR--LENGTH OF SCHOOL DAY--MINIMUM.**

A. Except as otherwise provided in this section, regular students shall be in school-directed programs, exclusive of lunch, for a minimum of the following:

- (1) kindergarten (K), for half-day programs, two and one-half hours per day or four hundred fifty hours (450) per year or, for full-day programs, five and one-half hours per day or nine hundred ninety hours (990) per year;
- (2) grades one through six (1-6), five and one-half hours per day or nine hundred ninety hours (990) per year; and
- (3) grades seven through twelve (7-12), six hours per day or one thousand eighty hours (1080) per year.

**2014-2015 Instructional Days:** 172

(Please indicate how many Instructional Days your District or Charter had for the 2013-2014 School Year.)

**2015-2016 Total Instructional Days:** 172

(Do not include In-Service/Professional Development Days or Holidays in the Instructional Day count.)

**2015-2016 Total Non-Instructional Days:** 12

(Only include In-Service or Professional Development Days in the Non-Instructional Day count. These days must be identified on the School Calendar as well as listed below as a Non-Instructional Day. Please do **not** include Holidays in the Non-Instructional Day count.)

**2015-2016 Total Teacher Contract Days:** 184

(The Total Contract Days should **only** include the Total Instructional Days and Non-Instructional Days.)

**Note:** Make-up days are only required if they cause the District or Charter School's Instructional Hours to fall below the School Year-Length of School Day-Minimum requirements, identified above.

Indicate Instructional Hours for 5-Day Weeks:	
Half-Day Kindergarten:	___ hours    ___ minutes
Full-Day Kindergarten:	<u>6</u> hours <u>15</u> minutes
Grades 1-5:	<u>6</u> hours <u>15</u> minutes
Grades 6-8:	<u>6</u> hours <u>25</u> minutes
Grades 9-12:	<u>6</u> hours <u>40</u> minutes

Indicate Instructional Hours for 4-Day Weeks:	
Half-Day Kindergarten:	___ hours    ___ minutes
Full-Day Kindergarten:	___ hours    ___ minutes
Grades 1-6:	___ hours    ___ minutes
Grades 7-12:	___ hours    ___ minutes

**List ALL Non-Instructional Days and Holidays**

Date	Description (In-Service, Professional Development or identify Holiday)
August 10, 2015	District Orientation/Site Meetings
August 11-14, 2015	Professional Development
August 17, 2015	Staff Work Day/In-Service
September 7, 2015	Labor Day Holiday
October 12, 2015	Columbus Day Holiday
October 29-30, 2015	Strategic Planning Days
November 11, 2015	Veterans Day Holiday
November 23-27, 2015	Fall Break/Thanksgiving Holiday
December 21, 2015 - January 1, 2016	Winter Break/Christmas Holiday/New Years Day
January 4-5, 2016	Professional Development
January 18, 2016	Martin Luther King Holiday
February 15, 2016	Presidents Day Holiday
February 26, 2016	Strategic Planning Day
March 25, 2016	Snow Day
April 4-8, 2016	Spring Break
May 13, 2016	Strategic Planning Day
May 30, 2016	Memorial Day Holiday

Report Card Dates
Week of October 19-23, 2015
Week of January 11-15, 2016
Week of March 14-18, 2016
May 27, 2016

Pay Days	
July 10 & 24, 2015	August 7 & 21, 2015
September 4 & 18, 2015	October 2, 16 & 30, 2015
November 13 & 27, 2015	December 11 & 25, 2015
January 8 & 22, 2016	February 5 & 19, 2016
March 4 & 18, 2016	April 1, 15 & 29, 2016
May 13 & 27, 2016	June 10 & 24, 2016

Board Meetings	
July 15, 2015	August 19, 2015
Sept. 16, 2015	October 21, 2015
Nov. 18, 2015	December 16, 2015
Jan. 20, 2016	February 17, 2016
March 16, 2016	April 20, 2016
May 18, 2016	
June 15, 2016	

County: Otero District/Charter: Alamogordo PED # 46

# 2015-2016 SCHOOL CALENDAR CHECK

## 5-Day School Week

### Section 22-2-8.1. SCHOOL YEAR--LENGTH OF SCHOOL DAY--MINIMUM.

A. Except as otherwise provided in this section, regular students shall be in school-directed programs, exclusive of lunch, for a minimum of the following:

(1) kindergarten (K), for half-day programs, two and one-half hours per day or four hundred fifty hours (450) per year or, for full-day programs, five and one-half hours per day or nine hundred ninety hours (990) per year;

(2) grades one through six (1-6), five and one-half hours per day or nine hundred ninety hours (990) per year; and

(3) grades seven through twelve (7-12), six hours per day or one thousand eighty hours (1080) per year.

B. Up to thirty-three (33) hours of the full-day kindergarten program may be used for home visits by the teacher or for parent-teacher conferences. Up to twenty-two hours (22) of grades one through six programs may be used for home visits by the teacher or for parent-teacher conferences. Up to twelve hours (12) of grades seven through twelve programs may be used to consult with parents to develop next step plans for students and for parent-teacher conferences.

2015-2016 CALENDAR CHECK for 5-DAY SCHOOL WEEK									
STATUTORY REQUIREMENTS				ALAMOGORDO PUBLIC SCHOOLS					
Grade	Days	Hours per Day	Total Hours	Grade	Days	Hours per Day	Additional Hours	Total Hours	Requirements Met
Half-Day Kinder			0	Half-Day Kinder				0	Okay
Full-Day Kinder	180	5.50	990	Full-Day Kinder	172	6.25		1,075	Okay
Grade 1	180	5.50	990	Grade 1	172	6.25		1,075	Okay
Grade 2	180	5.50	990	Grade 2	172	6.25		1,075	Okay
Grade 3	180	5.50	990	Grade 3	172	6.25		1,075	Okay
Grade 4	180	5.50	990	Grade 4	172	6.25		1,075	Okay
Grade 5	180	5.50	990	Grade 5	172	6.25		1,075	Okay
Grade 6	180	5.50	990	Grade 6	172	6.42		1,104	Okay
Grade 7	180	6.00	1,080	Grade 7	172	6.42		1,104	Okay
Grade 8	180	6.00	1,080	Grade 8	172	6.42		1,104	Okay
Grade 9	180	6.00	1,080	Grade 9	172	6.67		1,147	Okay
Grade 10	180	6.00	1,080	Grade 10	172	6.67		1,147	Okay
Grade 11	180	6.00	1,080	Grade 11	172	6.67		1,147	Okay
Grade 12	180	6.00	1,080	Grade 12	172	6.67		1,147	Okay

5 min. = .08
10 min. = .17
12 min. = .20
15 min. = .25
20 min. = .33
25 min. = .42
30 min. = .50
35 min. = .58
36 min. = .60
40 min. = .67
45 min. = .75
50 min. = .83
55 min. = .92

**Alamogordo Public Schools  
Administrator Salary Schedule for School Year 2015-2016**

Step	Exec Dir. of Support Services, HS Principal	Principals-Middle Schools, Alt. HS	MS Asst Principals	HS Asst Principal	HS Asst Principal	Elem. Principals	Directors- HR, B/F, C&I	Directors-ATHL, TSS, DSE	Director Health Svcs
Exp.	234 Days	212 Days	202 Days	212 Days	234 Days	202 Days	234 Days	234 Days	212 Days
0	\$80,400	\$65,388	\$57,826	\$60,026	\$66,611	\$60,599	\$71,500	\$69,500	\$54,624
1	\$80,401	\$65,389	\$57,827	\$60,027	\$66,612	\$60,600	\$71,501	\$69,501	\$54,625
2	\$82,813	\$67,351	\$59,562	\$61,828	\$68,610	\$62,418	\$72,001	\$70,001	\$56,264
3	\$83,637	\$68,021	\$60,155	\$62,444	\$69,293	\$63,039	\$72,194	\$70,003	\$56,823
4	\$83,638	\$68,022	\$60,156	\$62,445	\$69,294	\$63,040	\$72,552	\$70,004	\$56,824
5	\$84,160	\$68,023	\$60,157	\$62,446	\$69,295	\$63,146	\$72,553	\$70,005	\$56,825
6	\$84,682	\$68,805	\$60,637	\$63,164	\$70,093	\$64,717	\$73,387	\$70,809	\$57,479
7	\$86,628	\$69,587	\$62,231	\$63,882	\$70,889	\$64,924	\$74,222	\$71,615	\$58,132
8	\$87,150	\$70,369	\$62,441	\$64,600	\$71,837	\$65,088	\$75,055	\$72,419	\$58,785
9	\$87,674	\$71,150	\$62,924	\$65,316	\$72,481	\$65,437	\$75,889	\$73,224	\$59,438
10	\$88,196	\$71,932	\$63,615	\$66,034	\$73,277	\$66,156	\$76,724	\$74,028	\$60,091
11	\$88,719	\$72,714	\$64,306	\$66,752	\$74,074	\$66,874	\$77,557	\$74,886	\$60,745
12	\$91,286	\$73,497	\$64,998	\$67,470	\$74,871	\$67,594	\$78,391	\$75,637	\$61,398
13	\$91,390	\$74,278	\$65,688	\$68,187	\$75,668	\$68,313	\$79,226	\$76,442	\$62,050
14	\$91,495	\$75,059	\$66,379	\$68,906	\$76,464	\$69,032	\$80,059	\$77,246	\$62,704
15	\$91,599	\$75,841	\$67,072	\$69,623	\$77,260	\$69,752	\$80,893	\$78,051	\$63,357
16	\$91,704	\$76,623	\$67,763	\$70,341	\$78,056	\$70,469	\$81,727	\$78,856	\$64,010
17	\$91,808	\$77,406	\$68,455	\$71,059	\$78,984	\$71,188	\$82,561	\$79,660	\$64,663
18	\$91,913	\$78,187	\$69,146	\$71,777	\$79,650	\$71,907	\$83,395	\$80,465	\$65,315
19	\$92,017	\$78,969	\$69,837	\$72,494	\$80,446	\$72,627	\$84,228	\$81,270	\$65,970
20	\$92,122	\$79,751	\$70,529	\$73,211	\$81,243	\$73,346	\$85,061	\$82,074	\$66,623
21	\$92,226	\$80,533	\$71,220	\$73,930	\$82,039	\$74,065	\$85,895	\$82,879	\$67,275
22	\$92,331	\$81,314	\$71,913	\$74,647	\$82,835	\$74,784	\$86,730	\$83,650	\$67,930
23	\$92,435	\$82,096	\$72,604	\$75,365	\$83,632	\$75,222	\$87,563	\$84,488	\$68,583
24	\$92,540	\$82,878	\$73,295	\$76,083	\$84,428	\$76,223	\$88,406	\$85,293	\$69,236
25	\$92,644	\$83,660	\$73,987	\$76,801	\$85,225	\$76,942	\$89,232	\$86,098	\$69,889

This salary schedule is effective during the 2015-2016 school year only. It does not reflect salaries that may be set for any other school year.

Revised: 2-1-15

Board Approved:

**Alamogordo Public Schools  
Counselor Salary Schedule for 2015-2016**

Step	Level I	Level II	Level III
0	\$43,152	\$43,598	\$50,000
1	\$43,153	\$43,599	\$50,001
2	\$44,448	\$44,907	\$50,002
3	\$44,889	\$45,355	\$50,003
4	\$44,890	\$45,356	\$50,004
5	\$44,891	\$45,357	\$50,005
6	\$45,047	\$45,513	\$50,006
7	\$45,204	\$45,668	\$50,007
8	\$45,359	\$45,824	\$50,008
9	\$45,514	\$45,979	\$50,009
10	\$45,668	\$46,134	\$50,010
11	\$45,824	\$46,289	\$50,011
12	\$45,979	\$46,444	\$50,012
13	\$46,134	\$46,599	\$50,013
14	\$46,289	\$46,754	\$50,014
15	\$46,444	\$46,909	\$50,015
16	\$46,599	\$47,063	\$50,016
17	\$53,421	\$53,732	\$54,198
18	\$53,577	\$54,042	\$54,507
19	\$53,732	\$54,352	\$54,817
20	\$53,886	\$54,662	\$55,437
21	\$54,042	\$54,972	\$56,057
22	\$54,198	\$55,282	\$56,677
23	\$54,352	\$55,592	\$57,297
24	\$54,507	\$55,902	\$57,917
25	\$54,662	\$56,213	\$58,537

Up to 25 years of out-of-district experience is credited  
 This salary schedule is effective during the 2015-2016 school year only. It does not reflect salaries based on 184 day contract.

The above salary schedule is subject to negotiations.

**Revised: 5-08-15**

**Board Approved:**

**Alamogordo Public Schools  
Ancillary Salary Schedule for 2015-2016**

<b>Step</b>	<b>Ancillary Assistants</b>	<b>BA</b>	<b>BA+15</b>	<b>BA+45</b>	<b>MA</b>	<b>MA+15</b>	<b>MA+45</b>
0	\$25.15	\$32,420	\$32,718	\$33,314	\$43,152	\$43,598	\$44,046
1	\$25.15	\$32,421	\$32,719	\$33,315	\$43,153	\$43,599	\$44,047
2	\$25.90	\$33,394	\$33,701	\$34,314	\$44,448	\$44,907	\$45,368
3	\$26.17	\$33,725	\$34,035	\$34,655	\$44,889	\$45,355	\$45,820
4	\$26.18	\$33,726	\$34,036	\$34,656	\$44,890	\$45,356	\$45,821
5	\$26.31	\$33,727	\$34,037	\$34,657	\$44,891	\$45,357	\$45,822
6	\$26.43	\$33,883	\$34,194	\$34,813	\$45,047	\$45,513	\$45,978
7	\$26.67	\$34,038	\$34,349	\$34,970	\$45,204	\$45,668	\$46,134
8	\$26.91	\$34,349	\$34,659	\$35,280	\$45,359	\$45,824	\$46,289
9	\$27.14	\$34,658	\$34,970	\$35,590	\$45,514	\$45,979	\$46,444
10	\$27.15	\$34,970	\$35,280	\$35,900	\$45,668	\$46,134	\$46,599
11	\$34.97	\$35,280	\$35,590	\$36,211	\$45,824	\$46,289	\$46,754
12	\$35.09	\$45,048	\$45,204	\$45,514	\$45,979	\$46,444	\$46,909
13	\$35.21	\$45,204	\$45,359	\$45,668	\$46,134	\$46,599	\$47,064
14	\$35.22	\$45,359	\$45,514	\$45,824	\$46,289	\$46,754	\$47,218
15	\$35.45	\$45,514	\$45,668	\$45,979	\$46,444	\$46,909	\$47,375
16	\$35.58	\$45,668	\$45,824	\$46,134	\$46,599	\$47,063	\$47,529
17	\$35.69	\$45,824	\$45,979	\$46,289	\$53,421	\$53,732	\$54,198
18	\$35.81	\$45,979	\$46,134	\$46,444	\$53,577	\$54,042	\$54,507
19	\$35.94	\$46,134	\$46,289	\$46,599	\$53,732	\$54,352	\$54,817
20	\$36.06	\$46,289	\$46,444	\$46,754	\$53,886	\$54,662	\$55,437
21	\$36.17	\$46,444	\$46,599	\$46,909	\$54,042	\$54,972	\$56,057
22	\$36.30	\$46,599	\$46,754	\$47,064	\$54,198	\$55,282	\$56,677
23	\$36.41	\$46,754	\$46,909	\$47,218	\$54,352	\$55,592	\$57,297
24	\$36.53	\$46,909	\$47,064	\$47,375	\$54,507	\$55,902	\$57,917
25	\$36.66	\$47,064	\$47,218	\$47,529	\$54,662	\$56,213	\$58,537
26	\$36.78	\$47,218	\$47,375	\$47,684	\$54,817	\$56,522	\$59,157
27	\$36.90	\$47,375	\$47,529	\$47,839	\$54,972	\$56,831	\$59,777
28	\$37.02	\$47,529	\$47,684	\$47,995	\$55,128	\$57,142	\$60,397
29	\$37.14	\$47,684	\$47,839	\$48,149	\$55,282	\$57,451	\$61,016
30	\$37.26	\$47,839	\$47,995	\$50,708	\$55,437	\$57,762	\$61,636
31	\$37.39	\$47,995	\$48,149	\$51,230	\$55,593	\$58,071	\$62,256
32	\$37.50	\$48,149	\$48,305	\$51,753	\$55,748	\$58,691	\$62,876
33	\$0.00	\$48,305	\$48,459	\$51,276	\$55,902	\$58,966	\$64,508
34	\$0.00	\$48,306	\$48,460	\$51,277	\$55,903	\$60,117	\$65,187
35	\$0.00	\$48,307	\$48,461	\$52,278	\$55,904	\$61,057	\$65,344
36	\$0.00	\$48,308	\$48,462	\$52,279	\$55,905	\$61,894	\$65,971
37+	\$0.00	\$48,309	\$48,463	\$52,280	\$61,733	\$62,822	\$67,121

Up to 25 years of out-of-district experience is credited at date of hire upon verification.

This salary schedule is effective during the 2015-2016 school year only. It does not reflect salaries that may be set for any other school year.

Based on 184 day contract.

The above salary schedule is subject to negotiations.

**Revised: 4-30-15**

**Board Approved:**



**Alamogordo Public Schools**  
**Educational Assistant and Security Liaison Salary Schedule 2015-2016**

Step	EA-I	EA-II
0	\$10.37	\$10.68
1	\$10.37	\$10.68
2	\$10.99	\$11.32
3	\$11.09	\$11.44
4	\$11.19	\$11.54
5	\$11.30	\$11.65
6	\$11.40	\$11.75
7	\$11.71	\$12.05
8	\$12.01	\$12.35
9	\$12.29	\$12.65
10	\$12.59	\$12.95
11	\$12.88	\$13.26
12	\$13.17	\$13.56
13	\$13.47	\$13.87
14	\$13.75	\$14.16
15	\$14.05	\$14.46
16	\$14.34	\$14.77
17	\$14.63	\$15.06
18	\$14.93	\$15.36
19	\$15.21	\$15.67
20	\$15.51	\$15.97
21	\$15.80	\$16.27
22	\$16.10	\$16.57
23	\$16.39	\$16.87
24	\$16.69	\$17.18
25	\$16.98	\$17.47
26	\$17.27	\$17.77
27	\$17.56	\$18.09
28+	\$17.85	\$18.38

Base hourly wage reflects 7 hours per day for 183 days

This salary schedule is effective during the 2015-2016 school year only. It does not reflect salaries that may be set for any other school year.

Assistants include:

- |                         |                        |
|-------------------------|------------------------|
| Educational Assistants  | Elementary Music Assts |
| LRE Program Assts       | SPED Assistants        |
| Elementary P.E. Assts   | In-School Susp. Assts  |
| Library Assistants      | Health Assistants      |
| Computer Lab Assistants |                        |

**Up to 2 years of out-of-district experience will be credited at date of hire upon verification.**

The above salary schedule is subject to negotiations.

**Revised: 2-1-15**

**Board Approved:**

**Alamogordo Public Schools**  
**Certified Instructors - Level I Salary Schedule for 2015-2016**

Step	BA	BA+15	BA+45	MA	MA+15	MA+45
0	\$34,000	\$34,025	\$34,050	\$34,100	\$34,125	\$34,700
1	\$34,001	\$34,026	\$34,051	\$34,101	\$34,180	\$34,766
2	\$34,002	\$34,027	\$34,052	\$34,603	\$35,205	\$35,809
3	\$34,003	\$34,028	\$34,053	\$34,947	\$35,556	\$36,165
4	\$34,004	\$34,029	\$34,054	\$34,948	\$35,557	\$36,166
5	\$34,005	\$34,030	\$34,055	\$34,948	\$35,558	\$36,167

Up to 25 years of out-of-district experience is credited at date of hire upon verification.

This salary schedule is effective during the 2015-2016 school year only. It does not reflect salaries that may be set for any other school year.

The above salary schedule is subject to negotiations.

**Revised: 4-28-15**

**Board Approved:**



**Alamogordo Public Schools**  
**Certified Instructors - Level II Salary Schedule for 2015-2016**

Step	BA	BA+15	BA+45	MA	MA+15	MA+45
0	\$0	\$0	\$0	\$0	\$0	\$0
1	\$0	\$0	\$0	\$0	\$0	\$0
2	\$0	\$0	\$0	\$0	\$0	\$0
3	\$40,200	\$41,205	\$41,708	\$42,210	\$42,713	\$43,215
4	\$40,201	\$41,206	\$41,709	\$42,211	\$42,714	\$43,216
5	\$41,407	\$42,442	\$42,960	\$43,477	\$43,995	\$44,512
6	\$41,819	\$42,864	\$43,388	\$43,910	\$44,433	\$44,955
7	\$41,820	\$42,865	\$43,389	\$43,911	\$44,434	\$44,956
8	\$44,428	\$44,585	\$44,894	\$45,205	\$45,515	\$46,134
9	\$44,584	\$44,739	\$45,048	\$45,359	\$45,669	\$46,289
10	\$44,738	\$44,894	\$45,204	\$45,514	\$45,824	\$46,444
11	\$44,894	\$45,048	\$45,359	\$45,668	\$45,979	\$46,599
12	\$45,048	\$45,204	\$45,514	\$45,824	\$46,134	\$46,754
13	\$45,204	\$45,359	\$45,668	\$45,979	\$46,289	\$46,909
14	\$45,359	\$45,514	\$45,824	\$46,134	\$46,444	\$47,064
15	\$45,514	\$45,668	\$45,979	\$46,289	\$46,599	\$47,218
16	\$45,668	\$45,824	\$46,134	\$46,444	\$46,754	\$47,375
17	\$45,824	\$45,979	\$46,289	\$46,599	\$46,909	\$47,529
18	\$45,979	\$46,134	\$46,444	\$46,754	\$47,064	\$47,684
19	\$46,134	\$46,289	\$46,599	\$46,909	\$47,218	\$47,839
20	\$46,289	\$46,444	\$46,754	\$47,064	\$47,375	\$47,995
21	\$46,444	\$46,599	\$46,909	\$47,218	\$47,529	\$48,149
22	\$46,599	\$46,754	\$47,064	\$47,375	\$47,684	\$48,305
23	\$46,754	\$46,909	\$47,218	\$47,529	\$47,839	\$48,459
24	\$46,909	\$47,064	\$47,375	\$47,684	\$47,995	\$48,615
25	\$47,064	\$47,218	\$47,529	\$47,839	\$48,149	\$48,770
26	\$47,218	\$47,375	\$47,684	\$47,995	\$48,305	\$48,925
27	\$47,375	\$47,529	\$47,839	\$48,149	\$48,459	\$49,079
28	\$47,529	\$47,684	\$47,995	\$48,305	\$48,615	\$49,235
29	\$47,684	\$47,839	\$48,149	\$48,459	\$48,770	\$51,264
30	\$47,839	\$47,995	\$48,580	\$50,536	\$51,264	\$52,255
31	\$47,995	\$48,149	\$49,226	\$51,264	\$52,255	\$53,241
32	\$48,149	\$48,305	\$49,873	\$52,256	\$53,241	\$54,227
33	\$48,150	\$48,459	\$50,518	\$52,384	\$53,242	\$54,228
34	\$48,151	\$49,752	\$51,251	\$52,512	\$53,243	\$54,229
35	\$48,152	\$49,753	\$52,629	\$52,642	\$53,244	\$54,230
36+	\$48,154	\$49,754	\$54,008	\$54,771	\$55,245	\$56,232

Up to 25 years of out-of-district experience is credited at date of hire upon verification.

This salary schedule is effective during the 2015-2016 school year only. It does not reflect salaries that may be set for any other school year.

The above salary schedule is subject to negotiations.

**Revised: 4-30-15**

**Board Approved:**

**Alamogordo Public Schools**  
**Certified Instructors - Level III Salary Schedule for 2015-2016**

Step	MA	MA+15	MA+45
0	\$0	\$0	\$0
1	\$0	\$0	\$0
2	\$0	\$0	\$0
3	\$0	\$0	\$0
4	\$0	\$0	\$0
5	\$0	\$0	\$0
6	\$50,308	\$50,459	\$50,905
7	\$50,309	\$50,460	\$50,906
8	\$51,818	\$51,974	\$52,433
9	\$52,334	\$52,491	\$52,955
10	\$52,335	\$52,492	\$52,956
11	\$52,336	\$52,646	\$53,112
12	\$52,491	\$52,801	\$53,266
13	\$52,646	\$52,955	\$53,421
14	\$52,802	\$53,112	\$53,577
15	\$52,956	\$53,266	\$53,732
16	\$53,112	\$53,421	\$53,886
17	\$53,266	\$53,576	\$54,042
18	\$53,421	\$53,731	\$54,198
19	\$53,577	\$53,886	\$54,352
20	\$53,732	\$54,042	\$54,507
21	\$53,886	\$54,197	\$54,662
22	\$54,042	\$54,351	\$54,817
23	\$54,198	\$54,507	\$54,972
24	\$54,352	\$54,662	\$55,128
25	\$54,507	\$54,817	\$55,282
26	\$54,662	\$54,971	\$55,437
27	\$54,817	\$55,127	\$55,593
28	\$54,972	\$55,282	\$55,748
29	\$55,128	\$55,437	\$55,902
30	\$55,282	\$55,592	\$56,763
31	\$55,437	\$55,747	\$58,917
32	\$55,593	\$55,902	\$59,779
33	\$55,748	\$57,324	\$60,855
34	\$55,902	\$58,745	\$62,579
35	\$56,058	\$60,038	\$63,655
36+	\$56,230	\$61,114	\$64,517

Up to 25 years of out-of-district experience is credited at date of hire upon verification.

This salary schedule is effective during the 2015-2016 school year only. It does not reflect salaries that may be set for any other school year.

The above salary schedule is subject to negotiations.

**Revised: 2-7-15**

**Board Approved:**

**Alamogordo Public Schools**  
**Classified Office Personnel Salary Schedule 2015-2016**

Step	Level I	Educ.	Level II	Educ.	Level III	Educ.	Level IV	Educ.	Level V	Educ.
0	\$8.69	<b>\$8.99</b>	\$9.23	<b>\$9.53</b>	\$9.59	<b>\$9.89</b>	\$9.97	<b>\$10.27</b>	\$10.46	<b>\$10.76</b>
1	\$8.69	<b>\$8.99</b>	\$9.23	<b>\$9.53</b>	\$9.59	<b>\$9.89</b>	\$9.97	<b>\$10.27</b>	\$10.46	<b>\$10.76</b>
2	\$8.95	<b>\$9.26</b>	\$9.51	<b>\$9.82</b>	\$9.88	<b>\$10.19</b>	\$10.27	<b>\$10.58</b>	\$10.77	<b>\$11.08</b>
3	\$9.16	<b>\$9.48</b>	\$9.72	<b>\$10.03</b>	\$10.10	<b>\$10.42</b>	\$10.51	<b>\$10.82</b>	\$11.02	<b>\$11.34</b>
4	\$9.41	<b>\$9.72</b>	\$9.99	<b>\$10.31</b>	\$10.38	<b>\$10.70</b>	\$10.79	<b>\$11.11</b>	\$11.33	<b>\$11.65</b>
5	\$9.66	<b>\$9.98</b>	\$10.26	<b>\$10.58</b>	\$10.66	<b>\$10.98</b>	\$11.09	<b>\$11.40</b>	\$11.64	<b>\$11.96</b>
6	\$9.92	<b>\$10.24</b>	\$10.53	<b>\$10.85</b>	\$10.94	<b>\$11.26</b>	\$11.38	<b>\$11.70</b>	\$11.94	<b>\$12.26</b>
7	\$10.18	<b>\$10.50</b>	\$10.80	<b>\$11.11</b>	\$11.23	<b>\$11.55</b>	\$11.67	<b>\$11.99</b>	\$12.25	<b>\$12.57</b>
8	\$10.42	<b>\$10.74</b>	\$11.07	<b>\$11.39</b>	\$11.51	<b>\$11.82</b>	\$11.97	<b>\$12.28</b>	\$12.56	<b>\$12.88</b>
9	\$10.68	<b>\$11.00</b>	\$11.34	<b>\$11.66</b>	\$11.78	<b>\$12.10</b>	\$12.26	<b>\$12.58</b>	\$12.86	<b>\$13.18</b>
10	\$10.94	<b>\$11.26</b>	\$11.61	<b>\$11.93</b>	\$12.06	<b>\$12.38</b>	\$12.55	<b>\$12.86</b>	\$13.16	<b>\$13.48</b>
11	\$11.19	<b>\$11.51</b>	\$11.88	<b>\$12.20</b>	\$12.35	<b>\$12.67</b>	\$12.84	<b>\$13.15</b>	\$13.47	<b>\$13.79</b>
12	\$11.44	<b>\$11.76</b>	\$12.15	<b>\$12.46</b>	\$12.63	<b>\$12.95</b>	\$13.13	<b>\$13.45</b>	\$13.78	<b>\$14.10</b>
13	\$11.70	<b>\$12.02</b>	\$12.42	<b>\$12.74</b>	\$12.91	<b>\$13.23</b>	\$13.42	<b>\$13.74</b>	\$14.09	<b>\$14.40</b>
14	\$11.96	<b>\$12.27</b>	\$12.69	<b>\$13.01</b>	\$13.18	<b>\$13.50</b>	\$13.72	<b>\$14.03</b>	\$14.39	<b>\$14.71</b>
15	\$12.21	<b>\$12.52</b>	\$12.96	<b>\$13.28</b>	\$13.47	<b>\$13.78</b>	\$14.01	<b>\$14.33</b>	\$14.70	<b>\$15.02</b>
16	\$12.46	<b>\$12.78</b>	\$13.24	<b>\$13.54</b>	\$13.75	<b>\$14.07</b>	\$14.30	<b>\$14.62</b>	\$15.01	<b>\$15.33</b>
17	\$12.72	<b>\$13.03</b>	\$13.50	<b>\$13.82</b>	\$14.03	<b>\$14.35</b>	\$14.60	<b>\$14.90</b>	\$15.32	<b>\$15.63</b>
18	\$12.97	<b>\$13.29</b>	\$13.77	<b>\$14.09</b>	\$14.31	<b>\$14.63</b>	\$14.88	<b>\$15.20</b>	\$15.61	<b>\$15.93</b>
19	\$13.23	<b>\$13.54</b>	\$14.04	<b>\$14.36</b>	\$14.60	<b>\$14.90</b>	\$15.17	<b>\$15.49</b>	\$15.92	<b>\$16.24</b>
20	\$13.48	<b>\$13.80</b>	\$14.31	<b>\$14.63</b>	\$14.87	<b>\$15.19</b>	\$15.47	<b>\$15.78</b>	\$16.23	<b>\$16.55</b>
21	\$13.73	<b>\$14.05</b>	\$14.58	<b>\$14.89</b>	\$15.15	<b>\$15.47</b>	\$15.76	<b>\$16.08</b>	\$16.53	<b>\$16.85</b>
22	\$13.99	<b>\$14.31</b>	\$14.85	<b>\$15.17</b>	\$15.43	<b>\$15.75</b>	\$16.05	<b>\$16.37</b>	\$16.84	<b>\$17.16</b>
23	\$14.24	<b>\$14.56</b>	\$15.12	<b>\$15.44</b>	\$15.72	<b>\$16.03</b>	\$16.35	<b>\$16.66</b>	\$17.15	<b>\$17.47</b>
24	\$14.49	<b>\$14.81</b>	\$15.39	<b>\$15.71</b>	\$16.00	<b>\$16.32</b>	\$16.63	<b>\$16.95</b>	\$17.46	<b>\$17.77</b>
25	\$14.75	<b>\$15.07</b>	\$15.66	<b>\$15.98</b>	\$16.27	<b>\$16.59</b>	\$16.92	<b>\$17.24</b>	\$17.76	<b>\$18.08</b>
26	\$15.01	<b>\$15.33</b>	\$15.93	<b>\$16.24</b>	\$16.55	<b>\$16.87</b>	\$17.22	<b>\$17.53</b>	\$18.07	<b>\$18.39</b>
27	\$15.26	<b>\$15.57</b>	\$16.20	<b>\$16.52</b>	\$16.84	<b>\$17.15</b>	\$17.51	<b>\$17.83</b>	\$18.38	<b>\$18.69</b>
28	\$15.51	<b>\$15.83</b>	\$16.47	<b>\$16.79</b>	\$17.12	<b>\$17.44</b>	\$17.80	<b>\$18.12</b>	\$18.68	<b>\$18.99</b>
29	\$15.77	<b>\$16.09</b>	\$16.74	<b>\$17.06</b>	\$17.40	<b>\$17.72</b>	\$18.10	<b>\$18.41</b>	\$18.98	<b>\$19.30</b>
30	\$16.03	<b>\$16.34</b>	\$17.02	<b>\$17.32</b>	\$17.67	<b>\$17.99</b>	\$18.39	<b>\$18.70</b>	\$19.29	<b>\$19.61</b>
<b>COPs having an Associate Degree or 60+ hours of college credits will be paid from the Educ. column associated with their compensation level.</b>	School Receptionist Central Receiving Sec. FIMS/Supply Clerk Graphics Assistant MS Receipt/Attendance Sec. HS Receptionist		MS Registrar/Guidance HS Attendance Sec. HS Registrar Asst. Principals' Sec.		School Bookkeepers HS Data Management Sec HS Bookstore Sec. Elem. School Secretaries Asst. Athletics Secretary Middle School Secretaries ADS Secretary HR Substitute Support Admin/DSE Receptionist		DSE Bookkeeper SNS Operations Asst		Dept. Admin. Assistants HR Personnel Support Payroll Assistant Medicaid Bookkeeper AHS Principal's Sec. B/F Staff	

This salary schedule is effective during the 2015-2016 school year only.

It does not reflect salaries that may be set for any other school year.

The above salary schedule is subject to negotiations.

Revised: 2-7-15

Board Approved:

**Alamogordo Public Schools  
Computer Technician Salary Schedules 2015-2016**

Step	
0	\$14.90
1	\$14.90
1	\$15.35
2	\$15.50
3	\$15.63
4	\$15.74
5	\$15.93
6	\$16.34
7	\$16.76
8	\$17.17
9	\$17.57
10	\$17.98
11	\$18.39
12	\$18.80
13	\$19.21
14	\$19.61
15	\$20.02
16	\$20.42
17	\$20.84
18	\$21.25
19	\$21.66
20	\$22.07
21	\$22.47
22	\$23.29
23	\$24.11
24	\$24.93
25	\$25.33
26	\$25.74
27	\$26.16
28	\$26.56
29	\$26.98
30	\$27.38
31	\$27.79
32+	\$28.20

This salary schedule is effective during the 2015-2016 school year only. It does not reflect salaries that may be set for any other school year.

The above salary schedule is subject to negotiations.

**Revised: 2-8-15**

**Board Approved:**

**Alamogordo Public Schools**

**Custodian, Central Receiving, Maintenance, and Groundskeeper Salary Schedule 2015-2016**

Step	Custodians (M-1)	Central Receiving (M-2)	Maintenance (M-3)	Groundskeepers (M-4)
			Licensed/Certified	
0	\$8.62	\$9.03	\$13.02	\$10.13
1	\$8.62	\$9.03	\$13.02	\$10.13
2	\$8.88	\$9.30	\$13.41	\$10.48
3	\$9.08	\$9.53	\$13.73	\$10.67
4	\$9.39	\$9.84	\$14.04	\$10.99
5	\$9.52	\$9.94	\$14.14	\$11.09
6	\$9.66	\$10.08	\$14.41	\$11.25
7	\$9.91	\$10.35	\$14.78	\$11.51
8	\$10.17	\$10.60	\$15.15	\$11.75
9	\$10.41	\$10.86	\$15.52	\$12.00
10	\$10.66	\$11.11	\$15.89	\$12.26
11	\$10.91	\$11.37	\$16.26	\$12.49
12	\$11.17	\$11.64	\$16.63	\$12.74
13	\$11.40	\$11.89	\$17.01	\$13.00
14	\$11.65	\$12.14	\$17.38	\$13.24
15	\$11.90	\$12.41	\$17.73	\$13.48
16	\$12.14	\$12.66	\$18.11	\$13.74
17	\$12.40	\$12.94	\$18.48	\$13.99
18	\$12.64	\$13.18	\$18.85	\$14.22
19	\$12.89	\$13.43	\$19.22	\$14.48
20	\$13.14	\$13.71	\$19.59	\$14.73
21	\$13.38	\$13.96	\$19.96	\$14.97
22	\$13.65	\$14.21	\$20.33	\$15.22
23	\$13.88	\$14.48	\$20.70	\$15.47
24	\$14.12	\$14.74	\$21.07	\$15.72
25	\$14.38	\$15.00	\$21.44	\$15.97
26	\$14.63	\$15.24	\$21.79	\$16.21
27	\$14.87	\$15.51	\$22.18	\$16.47
28	\$15.24	\$15.89	\$22.74	\$16.83
29	\$15.61	\$16.28	\$23.28	\$17.21
30	\$15.99	\$16.68	\$23.83	\$17.57

Head Custodians are paid an additional \$.30/ hour for supervising up to 9 employees and \$.50/ hour for supervising 10 or more employees.

Personnel working between the hours of 7:00 p.m. and 7:00 a.m. will receive an additional \$.75 per hour as a night differential

This salary schedule is effective during the 2015-2016 school year only.

It does not reflect salaries that may be set for any other school year.

The above salary schedule is subject to negotiations.

**Revised: 2-8-15**

**Board Approved:**

**Alamogordo Public Schools  
Exempt Salary Schedule 2015-2016**

<b>Step</b>	
0	\$31,819
1	\$31,820
2	\$32,775
3	\$33,111
4	\$33,123
5	\$33,134
6	\$34,044
7	\$35,002
8	\$36,489
9	\$37,367
10	\$38,246
11	\$39,125
12	\$40,004
13	\$40,884
14	\$41,762
15	\$42,642
16	\$43,960
17	\$44,400
18	\$45,279
19	\$46,158
20	\$47,038
21	\$47,916
22	\$48,795
23	\$49,675
24	\$50,553
25	\$51,432
26	\$52,314
27	\$53,191
28	\$54,071
29	\$54,950
30	\$55,830
31	\$56,708
32	\$57,037
33	\$58,466
34	\$59,347
35	\$60,224
36	\$61,104
37+	\$67,406

This salary schedule is effective during the 2015-2016 school year only. It does not reflect salaries that may be set for any other school year.

Revised: 5-6-15

Board Approved:



**Alamogordo Public Schools**  
**Nurses Salary Schedule for School Year 2015-2016**

<b>Step</b>	<b>RN</b>	<b>RN-BS</b>	<b>RN-MS</b>
0	\$32,190	\$43,158	\$43,611
1	\$32,191	\$43,159	\$43,612
2	\$33,157	\$44,453	\$44,920
3	\$33,486	\$44,896	\$45,367
4	\$33,487	\$44,897	\$45,368
5	\$33,488	\$44,898	\$45,369
6	\$33,763	\$45,050	\$45,519
7	\$34,038	\$45,204	\$45,668
8	\$34,318	\$45,359	\$45,824
9	\$34,659	\$45,514	\$45,979
10	\$34,970	\$45,668	\$46,134
11	\$35,280	\$45,824	\$46,289
12	\$45,048	\$45,979	\$46,444
13	\$45,204	\$46,134	\$46,599
14	\$45,359	\$46,289	\$46,754
15	\$45,514	\$46,444	\$46,909
16	\$45,668	\$46,599	\$47,064
17	\$45,824	\$53,421	\$53,732
18	\$45,979	\$53,577	\$54,042
19	\$46,134	\$53,732	\$54,352
20	\$46,289	\$53,886	\$54,662
21	\$46,444	\$54,042	\$54,972
22	\$46,599	\$54,198	\$55,282
23	\$46,754	\$54,352	\$55,592
24	\$46,909	\$54,507	\$55,902
25	\$47,064	\$54,662	\$56,213

Up to 25 years of out-of-district experience is credited at date of hire upon verification.

This salary schedule is effective during the 2015-2016 school year only. It does not reflect salaries that may be set for any other school year.

The above salary schedule is subject to negotiations.

**Revised: 2-15-15**

**Board Approved:**

**Alamogordo Public Schools**  
**School Psychologist Salary Schedule 2015-2016**

Step	Level 1	Level 2	Level 3
0	\$46,824	\$52,755	\$58,031
1	\$46,825	\$52,756	\$58,032
2	\$48,230	\$54,339	\$59,773
3	\$48,710	\$54,879	\$60,367
4	\$48,711	\$54,880	\$60,368
5	\$48,712	\$54,881	\$60,369
6	\$49,452	\$55,717	\$61,275
7	\$50,195	\$56,567	\$62,193
8	\$50,949	\$57,427	\$63,128
9	\$51,713	\$58,301	\$64,073
10	\$52,488	\$59,189	\$65,035
11	\$53,276	\$60,090	\$66,011
12	\$54,075	\$61,006	\$67,000
13	\$54,886	\$61,935	\$68,006
14	\$55,709	\$62,877	\$69,025
15	\$56,544	\$63,835	\$70,061
16	\$57,393	\$64,808	\$71,111
17	\$58,254	\$65,794	\$72,178
18	\$59,127	\$66,795	\$73,261
19	\$60,014	\$67,813	\$74,360
20	\$60,914	\$68,862	\$75,475
21	\$61,828	\$69,910	\$76,607
22	\$62,755	\$70,975	\$77,757
23	\$63,696	\$72,056	\$78,923
24	\$64,652	\$73,154	\$80,106
25	\$65,622	\$74,267	\$81,308
26	\$66,606	\$75,398	\$82,528
27	\$67,605	\$76,529	\$83,766
28	\$68,620	\$77,676	\$85,022
29	\$69,649	\$78,841	\$86,297
30	\$70,693	\$80,025	\$87,592
31	\$71,753	\$81,225	\$88,905
32	\$72,830	\$82,443	\$90,239
33	\$73,922	\$83,680	\$91,592
34	\$75,031	\$84,935	\$92,967
35	\$76,157	\$86,209	\$94,361
36	\$77,298	\$87,502	\$95,776
37+	\$78,461	\$88,819	\$97,217

Up to 25 years of out-of-district experience is credited at date of hire upon verification.

This salary schedule is effective during the 2015-2016 school year only.

It does Not reflect salaries that may be set for any other school year.

The above salary schedule is subject to negotiations.

**Revised: 2-15-15**

**Board Approved:**

**Alamogordo Public Schools**  
**Student Nutrition Services Salary Schedule for School Year 2015-2016**

<b>Step</b>	<b>SN-2</b>	<b>SN-2 Cert.</b>	<b>SN-3</b>	<b>SN-3 Cert.</b>
0	\$8.44	\$8.84	\$9.17	\$9.57
1	\$8.44	\$8.84	\$9.17	\$9.57
2	\$8.69	\$8.90	\$9.45	\$9.86
3	\$8.81	\$9.22	\$9.56	\$9.97
4	\$8.81	\$9.22	\$9.56	\$9.97
5	\$8.81	\$9.22	\$9.56	\$9.97
6	\$8.91	\$9.32	\$9.67	\$10.08
7	\$9.01	\$9.43	\$9.80	\$10.22
8	\$9.24	\$9.66	\$10.03	\$10.45
9	\$9.48	\$9.89	\$10.29	\$10.70
10	\$9.69	\$10.11	\$10.53	\$10.95
11	\$9.92	\$10.34	\$10.76	\$11.19
12	\$10.15	\$10.56	\$11.02	\$11.43
13	\$10.37	\$10.78	\$11.26	\$11.68
14	\$10.59	\$11.01	\$11.52	\$11.93
15	\$10.83	\$11.24	\$11.75	\$12.16
16	\$11.04	\$11.45	\$12.00	\$12.42
17	\$11.27	\$11.69	\$12.25	\$12.66
18	\$11.51	\$11.92	\$12.48	\$12.91
19	\$11.72	\$12.13	\$12.73	\$13.15
20	\$11.95	\$12.37	\$12.98	\$13.39
21	\$12.16	\$12.59	\$13.23	\$13.65
22	\$12.40	\$12.81	\$13.46	\$13.88
23	\$12.62	\$13.04	\$13.72	\$14.13
24	\$12.84	\$13.27	\$13.96	\$14.38
25	\$13.07	\$13.48	\$14.19	\$14.62

This salary schedule is effective during the 2015-2016 school year only.  
It does not reflect salaries that may be set for any other school year.

**Revised: 2-15-15**

**Board Approved:**

**Alamogordo Public Schools  
Student Nutrition Salary Schedule 2015-2016**

<b>Step</b>	<b>SN-1</b>	<b>SN-1 Cert.</b>
0	\$7.54	\$7.94
1	\$7.54	\$7.94
2	\$7.77	\$8.18
3	\$7.84	\$8.18
4	\$7.84	\$8.26
5	\$7.84	\$8.26
6	\$7.85	\$8.27
7	\$7.86	\$8.28
8	\$7.88	\$8.30
9	\$8.09	\$8.50
10	\$8.27	\$8.68
11	\$8.47	\$8.89
12	\$8.65	\$9.07
13	\$8.85	\$9.26
14	\$9.04	\$9.47
15	\$9.23	\$9.65
16	\$9.43	\$9.85
17	\$9.62	\$10.03
18	\$9.81	\$10.23
19	\$10.00	\$10.42
20	\$10.20	\$10.61
21	\$10.39	\$10.82
22	\$10.58	\$11.00
23	\$10.76	\$11.19
24	\$10.97	\$11.38
25	\$11.15	\$11.58
26	\$11.35	\$11.77
27	\$11.55	\$11.96
28	\$11.73	\$12.14
29	\$11.93	\$12.35
30	\$12.11	\$12.54
31	\$12.32	\$12.73
32	\$12.50	\$12.93
33	\$12.69	\$13.11

This salary schedule is effective during the 2015-2016 school year only.

It does not reflect salaries that may be set for any other school year.

The above salary schedule is subject to negotiations.

**Revised: 2-15-15**

**Board Approved:**



STATE OF NEW MEXICO  
 PUBLIC EDUCATION DEPARTMENT  
 300 DON GASPAR  
 SANTA FE, NEW MEXICO 87501-2786  
 Telephone (505) 827-5800  
[www.ped.state.nm.us](http://www.ped.state.nm.us)

HANNA SKANDERA  
 SECRETARY OF EDUCATION

SUSANA MARTINEZ  
 GOVERNOR

**ARTICLE 10A & ARTICLE 8 CERTIFICATION**

**SECTION 22 ARTICLE 10.A; School Personnel Act**

22-10A-7. Level one licensure.

22-10A-7.G. Level one teacher's minimum salary - \$ 30,000.

**Laws 2015, HB2 - \$34,000.**

22-10A-10. Level two licensure.

22-10A-10.D. Level two teacher's minimum salary - \$ 40,000.

22-10A-11. Level three licensure; tracks for teachers and school administrators.

22-10A-11.C. Level three-A teacher's minimum salary - \$ 50,000.

22-10A-11.F. Level three-B administrator's minimum salaries – see below

Section 22-10A-11 NMSA 1978 added a responsibility factor/multiplier to determine the following salary minimums for school principals and assistant principals:

Statutory Minimums:

- Elem. school principal salary - \$60,000
- Middle school principal salary - \$70,000
- High school principal salary - \$80,000
- Elem. school assist. principal salary - \$55,000
- Middle school assist. principal salary - \$57,500
- High school assist. principal salary - \$62,500

**SECTION 22 – ARTICLE 8 Budgets; Approval of Operating Budget**

22-8-11.C: "The Department shall not approve and certify an operating budget of any school district or state-chartered charter school that fails to demonstrate that parental involvement in the budget process was solicited".

The school district/charter school verifies that compliance with the aforementioned statutes have been adhered to in the development of the ensuing fiscal year operating budget.

District/Charter School: <i>Alamogordo</i>	County: <i>Otero</i>
Superintendent/Charter School Administrator <i>Adriano Salas</i>	Date <i>5-13-15</i>



STATE OF NEW MEXICO  
PUBLIC EDUCATION DEPARTMENT  
300 DON GASPAR  
SANTA FE, NEW MEXICO 87501-2786  
Telephone (505) 827-5800  
[www.ped.state.nm.us](http://www.ped.state.nm.us)

HANNA SKANDERA  
SECRETARY OF EDUCATION

SUSANA MARTINEZ  
GOVERNOR

**MEMORANDUM**

**TO:** John Wolfe, Director,  
School Budget & Finance Analysis Bureau  
Public Education Department

**FROM:**

**DATE:**

**SUBJECT:** Education Counselor Salary Eligibility

---

**Pursuant to Laws of 2015, Chapter 103, HB318, NMSA 1978, SECTION 22-10A-11, counselors are eligible for level three licensure salaries.**

Pursuant to NMSA, 22-10A-11 Section 1(D): The minimum salary for a counselor who holds the highest-ranked counselor license as provided in the School Personnel Act and rules promulgated by the department shall be the same as provided for level three-A teachers pursuant to Subsection C5 shall be fifty thousand dollars (\$50,000).

By signing this form officially certifies the school district or charter school complies with Laws of 2015, Chapter 103, HB318. This law becomes effective FY16.

District/Charter School: <i>Alamogordo</i>	County: <i>Del Rio</i>
Superintendent/Charter School Administrator <i>Chuanne Salas</i>	Date <i>5-19-15</i>